























# Q1 School Site (If you work at multiple sites, choose your home site OR complete a survey for each site at which you spend significant time.)

Answered: 9 Skipped: 0



2025-2026 BETA Administration/Site Climate Survey

Answer Choices	Percentage	Responses
 Casa Loma	0%	0
 Cato	0%	0
 Chavez	0%	0
 Chipman	0%	0
 College Hts	0%	0
 Compton	0%	0
 Curran	100.00%	9
 Downtown	0%	0
 Ed Center/District Office	0%	0
 Eissler	0%	0
 Emerson	0%	0
 Evergreen	0%	0
 Fletcher	0%	0
 Frank West	0%	0
 Franklin	0%	0
 Fremont	0%	0
 Garza	0%	0
 Harding	0%	0
 Harris	0%	0
 Horace Mann	0%	0
 Hort	0%	0
 Jefferson	0%	0
<b>Total</b>		<b>9</b>

2025-2026 BETA Administration/Site Climate Survey

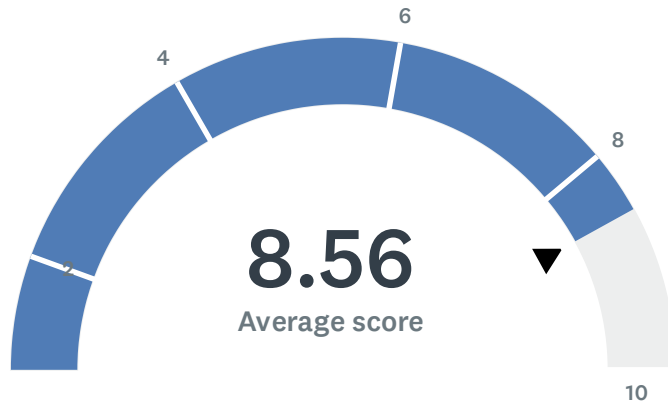
Answer Choices	Percentage	Responses
● Lincoln Jr. High	0%	0
● Longfellow	0%	0
● McKinley	0%	0
● MLK	0%	0
● Mt.Vernon	0%	0
● Munsey	0%	0
● Nichols	0%	0
● Noble	0%	0
● Owens Elementary	0%	0
● Pauly	0%	0
● Pioneer	0%	0
● Rafer Johnson	0%	0
● Roosevelt	0%	0
● School Nurse	0%	0
● Sequoia	0%	0
● Sierra	0%	0
● Stella Hills	0%	0
● Stiern	0%	0
● Thorner	0%	0
● VAPA	0%	0
● Voorhies	0%	0
● Washington	0%	0
<b>Total</b>		<b>9</b>

2025-2026 BETA Administration/Site Climate Survey

Answer Choices	Percentage	Responses
 Wayside	0%	0
 William Penn	0%	0
 Williams	0%	0
 Other (please specify) <a href="#">Show responses</a>	0%	0
<b>Total</b>		<b>9</b>

## Q2 Site administration is sensitive to the needs of students, staff, and the community.

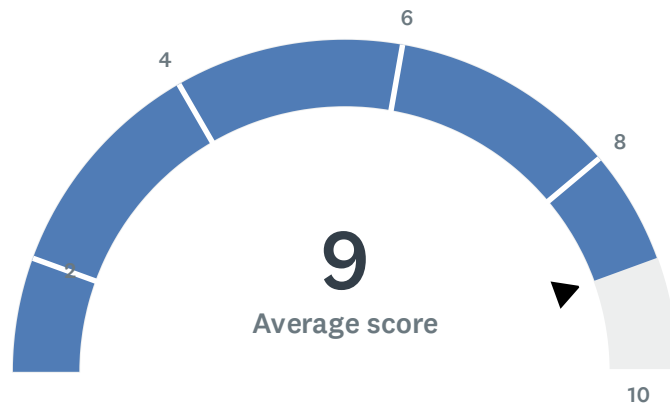
Answered: 9 Skipped: 0



Basic statistics <span style="float: right;">(i)</span>				
Minimum	Maximum	Median	Mean	Standard Deviation
5.00	10.00	9.00	8.56	1.71

### Q3 Site administration treats staff with respect; you feel like a valued member of a team.

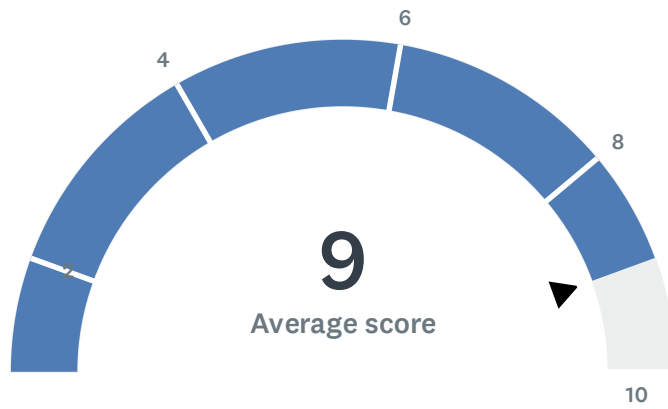
Answered: 9 Skipped: 0



Basic statistics <span style="float: right;">(i)</span>				
Minimum	Maximum	Median	Mean	Standard Deviation
5.00	10.00	10.00	9.00	1.63

## Q4 Site administration conducts classroom visits in the least disruptive manner and leaves timely feedback (within 48 hours).

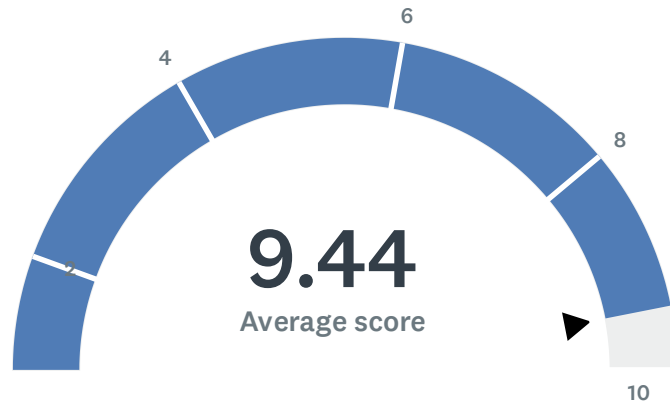
Answered: 9 Skipped: 0



Basic statistics <span style="float: right;">(i)</span>				
Minimum	Maximum	Median	Mean	Standard Deviation
2.00	10.00	10.00	9.00	2.49

## Q5 Site administration follows the contract and respects personal rights.

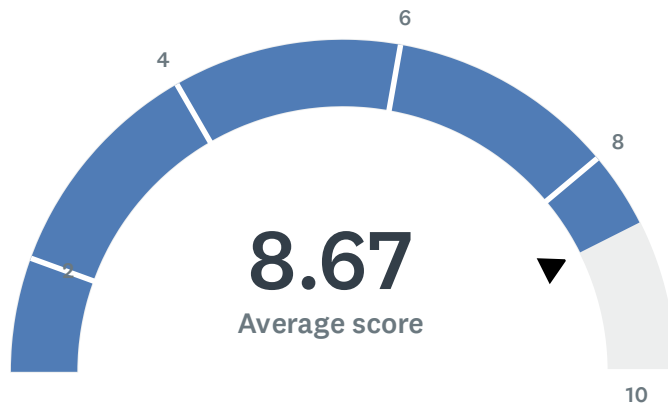
Answered: 9 Skipped: 0



Basic statistics <span style="float: right;">(i)</span>				
Minimum	Maximum	Median	Mean	Standard Deviation
5.00	10.00	10.00	9.44	1.57

## Q6 Administration utilizes staff according to their job description (ie. Coaches, APL's, Specialists & Staff).

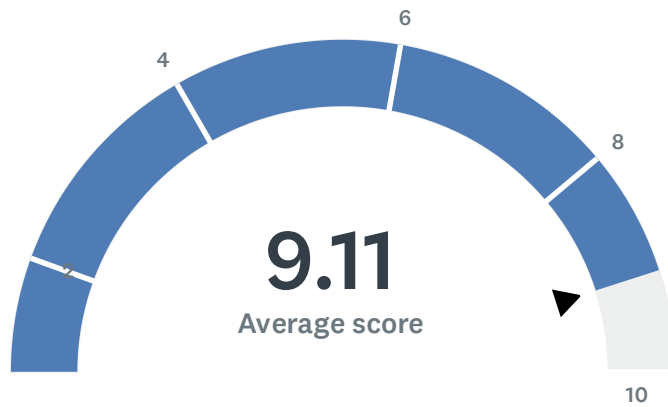
Answered: 9 Skipped: 0



Basic statistics <span style="float: right;">(i)</span>				
Minimum	Maximum	Median	Mean	Standard Deviation
5.00	10.00	10.00	8.67	2.05

## Q7 Administration maintains open communication with staff, parents, and students.

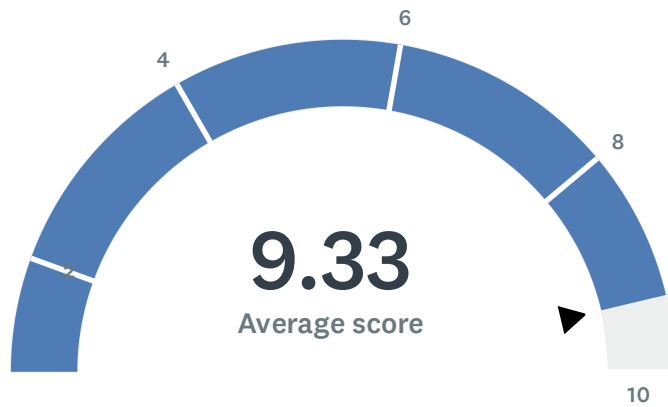
Answered: 9 Skipped: 0



Basic statistics <span style="float: right;">(i)</span>				
Minimum	Maximum	Median	Mean	Standard Deviation
5.00	10.00	10.00	9.11	1.59

## Q8 Administration supports staff against attacks and criticism from parents.

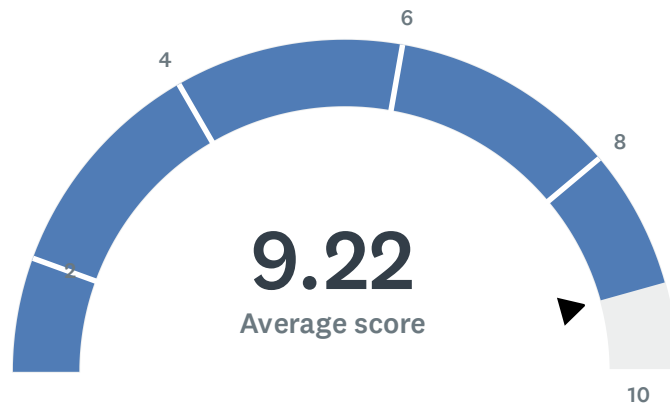
Answered: 9 Skipped: 0



Basic statistics <span style="float: right;">(i)</span>				
Minimum	Maximum	Median	Mean	Standard Deviation
5.00	10.00	10.00	9.33	1.56

## Q9 Site administration treats all teachers equally; there is no preferential treatment.

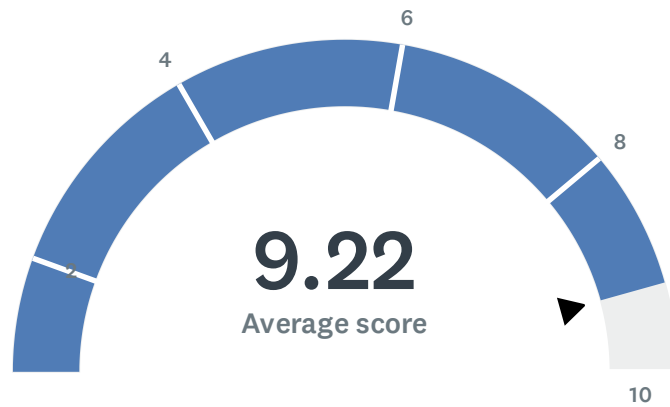
Answered: 9 Skipped: 0



Basic statistics <span style="float: right;">(i)</span>				
Minimum	Maximum	Median	Mean	Standard Deviation
5.00	10.00	10.00	9.22	1.55

## Q10 Site administration has been supportive and minimizes additional stress.

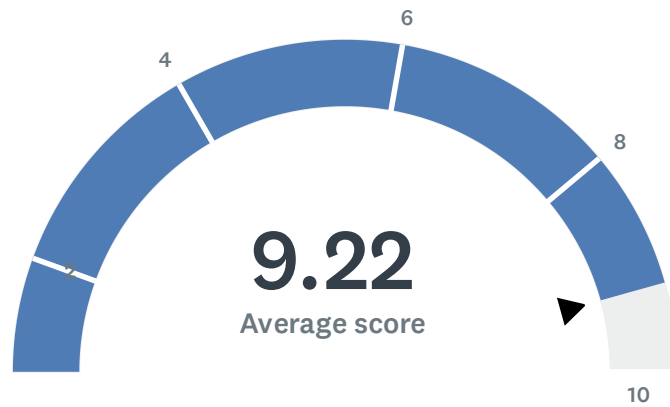
Answered: 9 Skipped: 0



Basic statistics <span style="float: right;">(i)</span>				
Minimum	Maximum	Median	Mean	Standard Deviation
5.00	10.00	10.00	9.22	1.55

## Q11 Administration communicates expectations and information in an effective and timely manner.

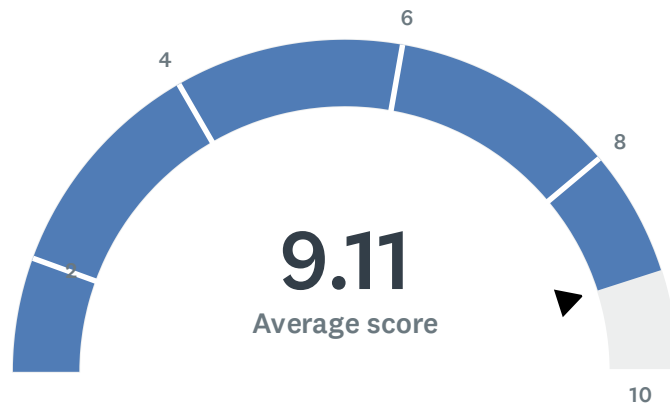
Answered: 9 Skipped: 0



Basic statistics <span style="float: right;">(i)</span>				
Minimum	Maximum	Median	Mean	Standard Deviation
5.00	10.00	10.00	9.22	1.55

## Q12 Your site administration ensures positive working conditions at your worksite.

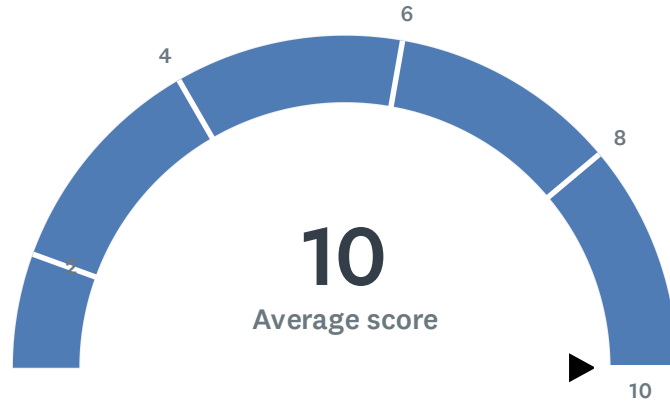
Answered: 9 Skipped: 0



Basic statistics <span style="float: right;">(i)</span>				
Minimum	Maximum	Median	Mean	Standard Deviation
5.00	10.00	10.00	9.11	1.59

Q13 Site administration is thoughtful/smart when calling "Inclement Weather" (rainy day, extreme temperatures, too windy, air quality, etc.) schedule.

Answered: 9 Skipped: 0



Basic statistics <span style="float: right;">(i)</span>				
Minimum	Maximum	Median	Mean	Standard Deviation
10.00	10.00	10.00	10.00	0.00

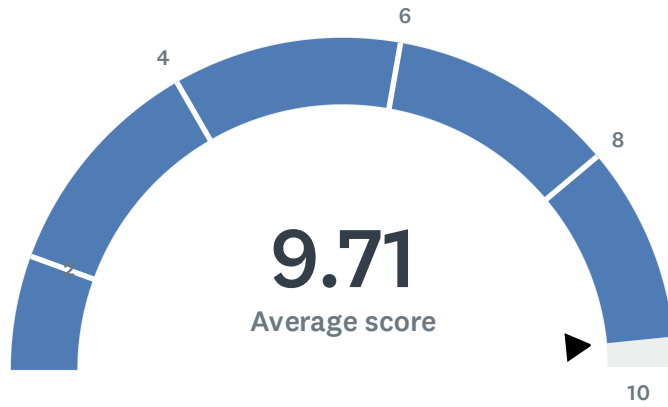
## Q14 Do you have any comments, thoughts, or concerns about site administration?

Answered: 6 Skipped: 3

#	RESPONSES
1	Awesome team of admin!
2	Our principal has been doing a tremendous job. I have full faith in his leadership and the positive direction our school is going. He is a great addition to our school.
3	The population of students to the size of the campus causes a lot of concern. Curran has the most CPALs of any school, 2 campus supervisors, and several restorative teachers but the student's behaviors run rampant.
4	No. Dr. Lewis is doing a fantastic job and has already implemented incredible changes for our school in just this first year!
5	Dr. Lewis has done excellent work the last two years in implementing his vision for Curran. The changes he has put into place since becoming our AP, and now Principal, have allowed our campus to make positive changes. The staff see it, the students see it and the community sees it. It was great to see him step into the Principal role. My wish for him would be that he gets as great of an AP we had when he himself filled that role. At the moment we now are lacking a competent AP. Mrs. Toles has shown significant struggles since she stepped into her role. She lacks the necessary skills and knowledge to be an effective administrator. She delegates tasks that should be handled by an admin. The tasks that she does take on are riddled with errors. Several students and staff feel she is not equitable when dealing with discipline, students, or staff. Her negligence and inability to address situations result in escalated and dangerous situations for students and staff.
6	I have had a great experience thus far at Curran as a first-time teacher. The staff and administration are extremely supportive and communicative.

## Q15 Site staff is involved in setting school policies and budgetary priorities.

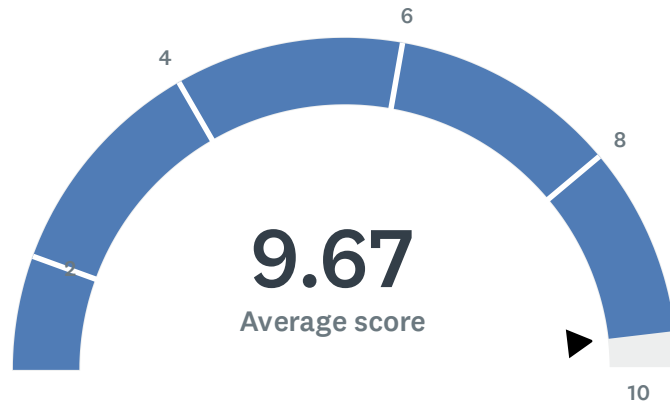
Answered: 7 Skipped: 2



Basic statistics <span style="float: right;">ⓘ</span>				
Minimum	Maximum	Median	Mean	Standard Deviation
9.00	10.00	10.00	9.71	0.45

## Q16 Site meetings are productive and not excessive.

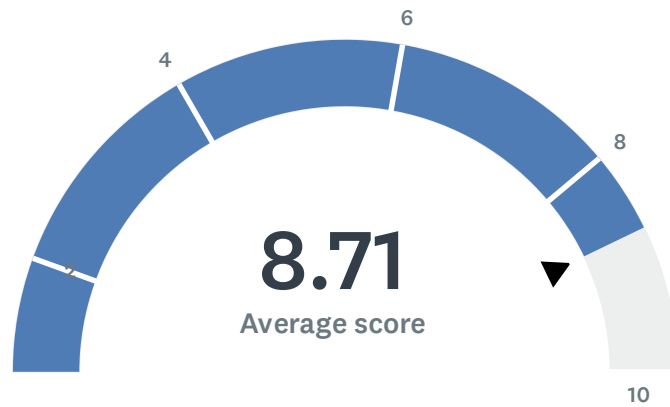
Answered: 9 Skipped: 0



Basic statistics <span style="float: right;">ⓘ</span>				
Minimum	Maximum	Median	Mean	Standard Deviation
8.00	10.00	10.00	9.67	0.67

## Q17 Meetings, 504s, and/or IEPs scheduled outside of contractually guaranteed planning/preparation time?

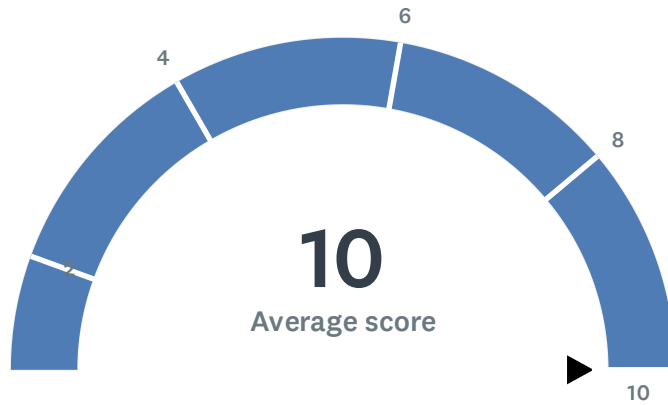
Answered: 7 Skipped: 2



Basic statistics <span style="float: right;">(i)</span>				
Minimum	Maximum	Median	Mean	Standard Deviation
2.00	10.00	10.00	8.71	2.76

# Q18 My site receives daily, consecutive, uninterrupted planning/preparation time. (30 minutes / 40 minutes)

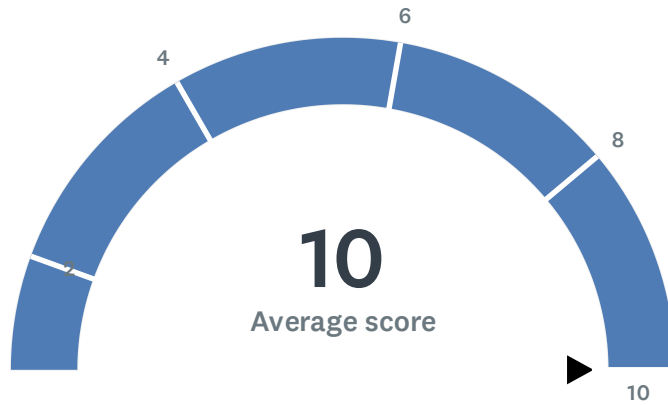
Answered: 8 Skipped: 1



Basic statistics <span style="float: right;">(i)</span>				
Minimum	Maximum	Median	Mean	Standard Deviation
10.00	10.00	10.00	10.00	0.00

## Q19 Staff is given time (on duty) to input district-required data (i.e., Benchmarks, Dibels, CFAs, Report Cards, etc.).

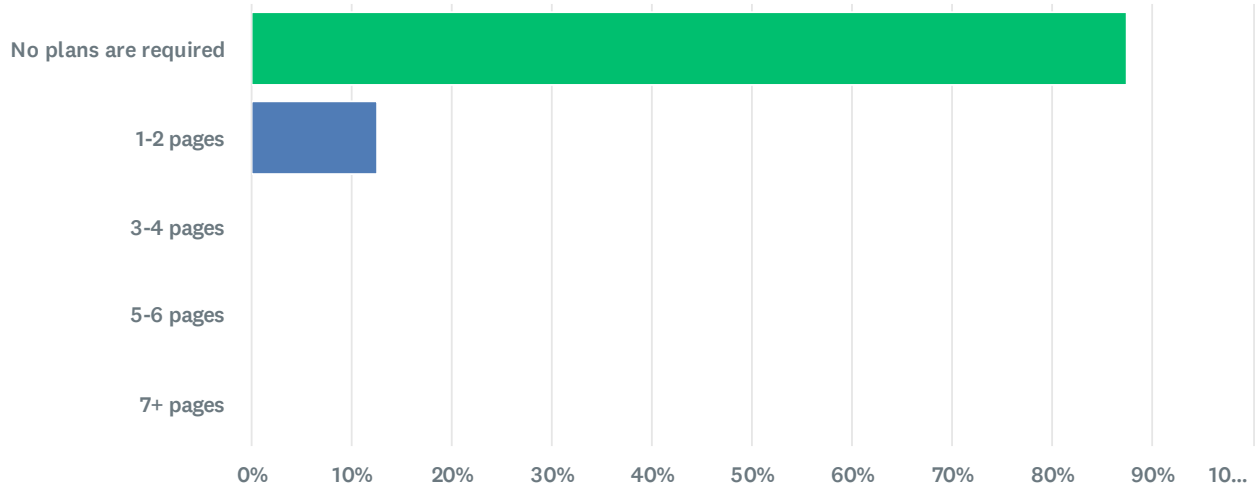
Answered: 9 Skipped: 0



Basic statistics <span style="float: right;">(i)</span>				
Minimum	Maximum	Median	Mean	Standard Deviation
10.00	10.00	10.00	10.00	0.00

## Q20 Teachers are required to submit complete, but not excessively lengthy lesson plans.

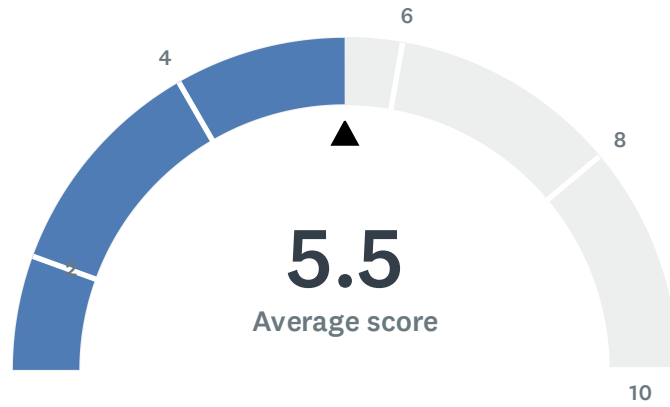
Answered: 8 Skipped: 1



Answer Choices	Percentage	Responses
<span style="color: green;">●</span> No plans are required	87.50%	7
<span style="color: blue;">●</span> 1-2 pages	12.50%	1
<span style="color: yellow;">●</span> 3-4 pages	0%	0
<span style="color: teal;">●</span> 5-6 pages	0%	0
<span style="color: orange;">●</span> 7+ pages	0%	0
<a href="#">Show comments</a>		
<b>Total</b>		<b>8</b>

## Q21 Staff (teachers and/or coaches) have recess duty.

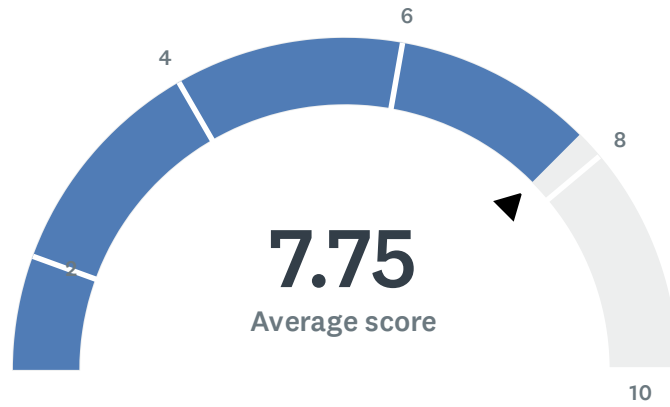
Answered: 6 Skipped: 3



Basic statistics <span style="float: right;">(i)</span>				
Minimum	Maximum	Median	Mean	Standard Deviation
1.00	10.00	5.50	5.50	4.50

## Q22 Staff (teachers and/or coaches) have bus (arrival/dismissal) duty.

Answered: 4 Skipped: 5



Basic statistics <span style="float: right;">(i)</span>				
Minimum	Maximum	Median	Mean	Standard Deviation
1.00	10.00	10.00	7.75	3.90

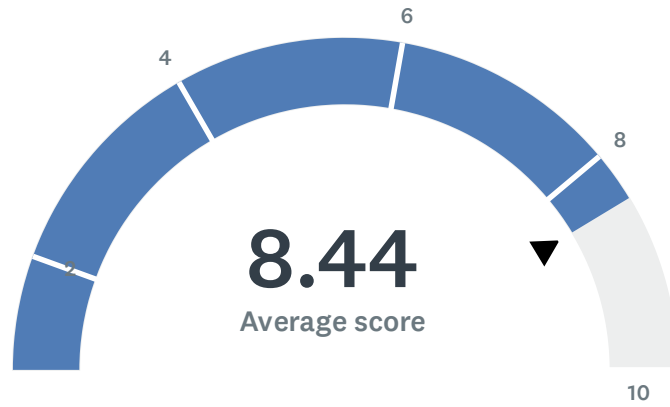
## Q23 Do you have any comments, thoughts, or concerns about site operations, duties, and responsibilities?

Answered: 3 Skipped: 6

#	RESPONSES
1	Dr. Lewis has been very respectful of our time and always asks via email if additional support is needed. I feel like my time is valued and that doing extra duties are my personal choice. Since we believe in a newly established environment of our school, we are more likely to want to assist where needed.
2	Staff and coaches do not have assigned arrival or dismissal duty. The campus supervisors, cpals and support staff are always out and visible for both. Several teachers are also out interacting with students during lunch, passing periods, etc.
3	Some of these questions are not applicable because I am a traveling teacher for VAPA.

## Q24 Staff and students feel safe.

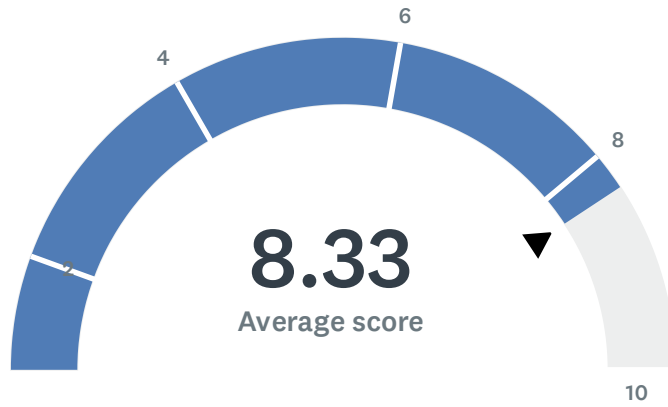
Answered: 9 Skipped: 0



Basic statistics <span>ⓘ</span>				
Minimum	Maximum	Median	Mean	Standard Deviation
7.00	10.00	8.00	8.44	1.26

## Q25 Administration has been helpful and supportive regarding student discipline.

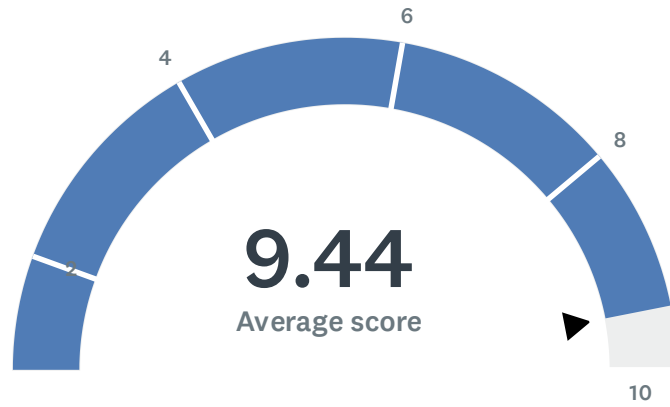
Answered: 9 Skipped: 0



Basic statistics <span style="float: right;">(i)</span>				
Minimum	Maximum	Median	Mean	Standard Deviation
5.00	10.00	10.00	8.33	2.05

## Q26 Teachers have been given or trained to use effective tools to improve behavior.

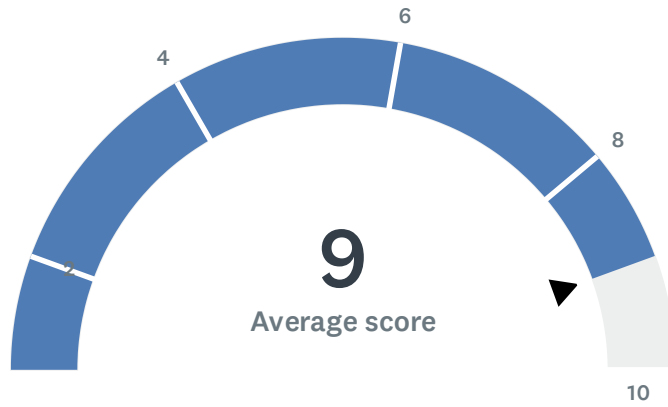
Answered: 9 Skipped: 0



Basic statistics <span style="float: right;">(i)</span>				
Minimum	Maximum	Median	Mean	Standard Deviation
7.00	10.00	10.00	9.44	1.07

## Q27 Administration supports classroom discipline procedures and follows District discipline guidelines.

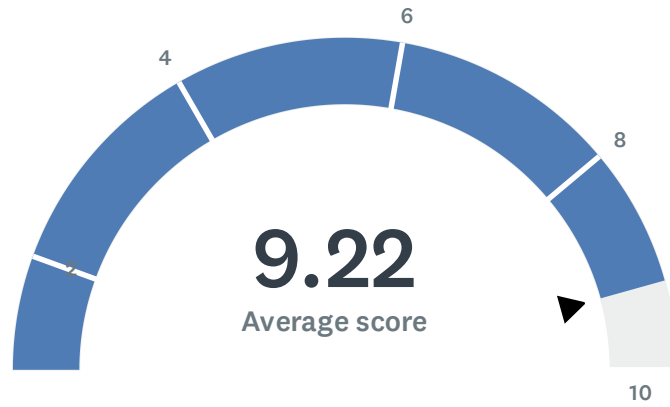
Answered: 9 Skipped: 0



Basic statistics <span style="float: right;">(i)</span>				
Minimum	Maximum	Median	Mean	Standard Deviation
5.00	10.00	10.00	9.00	1.70

## Q28 When ODRs (office disciplinary referrals) are written, the teacher's word is valued and trusted.

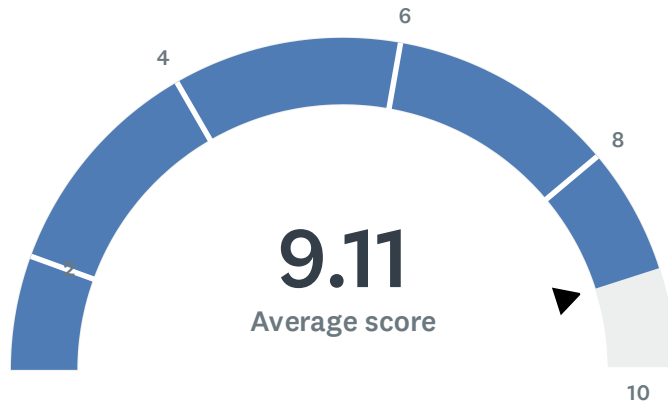
Answered: 9 Skipped: 0



Basic statistics <span style="float: right;">(i)</span>				
Minimum	Maximum	Median	Mean	Standard Deviation
8.00	10.00	9.00	9.22	0.79

## Q29 My site has a positive atmosphere.

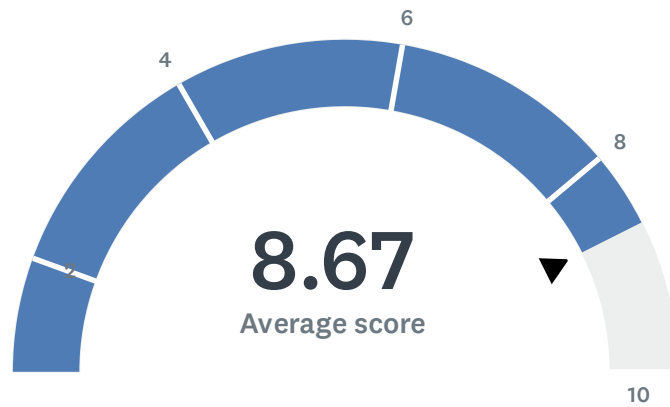
Answered: 9 Skipped: 0



Basic statistics <span>ⓘ</span>				
Minimum	Maximum	Median	Mean	Standard Deviation
7.00	10.00	10.00	9.11	1.10

### Q30 I would recommend my site to other employees and prospective teachers.

Answered: 9 Skipped: 0



Basic statistics <span style="float: right;">(i)</span>				
Minimum	Maximum	Median	Mean	Standard Deviation
3.00	10.00	10.00	8.67	2.26

## Q31 Do you have any final comments, thoughts, or concerns about PBIS, Discipline, and/or Site Atmosphere?

Answered: 3 Skipped: 6

#	RESPONSES
1	Dr. Lewis is working really hard - we are feeling supported and grateful for the positive changes he is bringing.
2	We are coming out of long history of campus fights and disciplinary issues so it is important to honor and celebrate the victories we've had in decreasing violent acts on campus and utilizing systems of documentation to greater degrees. There may still be lingering episodes and perhaps a feeling of not feeling safe for everyone, but it is a process to establish a new environment for everyone. Personally, I feel very safe on campus and I think that overall, students do too.
3	The changes implemented in recent years with Dr. Lewis have positively impacted Curran. There is a notable change in students and staff. The low scores on the survey are a result of the lack of skills and competence with our AP, Mrs. Toles.

## Q32 Do you have any overall comments about your site and/or its administration?

Answered: 3 Skipped: 6

#	RESPONSES
1	I think my administration is trying their best but there are days where several student altercations are happening simultaneously and less pressing matters get pushed to the wayside such as classroom disruption.
2	The new phone policy has made an huge improvement on campus with lessening bullying and increasing student engagement and participation.
3	Our new Restorative Specialist, Mrs. Hurd has also shown a lack of competency and knowledge to be effective in her position. She moved her classroom and taken up a small office in the library effectively isolating herself from the students and staff she should be supporting. When she is not in the library, she and Mrs. Toles are together, working with only a select demographic of students. Staff and students have shared they are uncomfortable to seek out support as Mrs. Toles and Mrs. Hurd make it appear very "Cliquey".