PROPRIETARY AND CONFIDENTIAL
THE INFORMATION CONTAINED IN THIS DRAWING IS THE SOLE PROPERTY OF VECTOR ELECTRONICS & TECH., INC. ANY REPRODUCTION IN PART OR AS A WHOLE WITHOUT THE WRITTEN PERMISSION OF VECTOR ELECTRONICS & TECH., INC. IS PROHIBITED.

REVISIONS

ZONE	REV	DESCRIPTION	DATE	APPROVED
ALL	A	REDRAWN	05/04/12	
	B	ADDED FP52A5HP, FP10A5HP, AND FP15A5HP	02/23/15	
	C	PART NO TABULATION MOUNTING HOLE DIMENSIONS ARE SEPARATED USING "LMHE" AND "RMHE"	07/19/16	
	D	ADDED FP68A4HP	08/28/17	
	E	ADDED FP52A4HP-SS, FP52A5HP-SS	09/10/19	
	F	ADDED "-SS" TO ALL PART NOS	02/05/20	

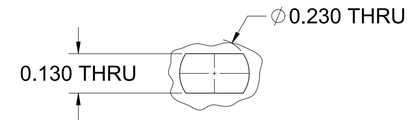

DETAIL A
SCALE 4 : 1
N PLACES

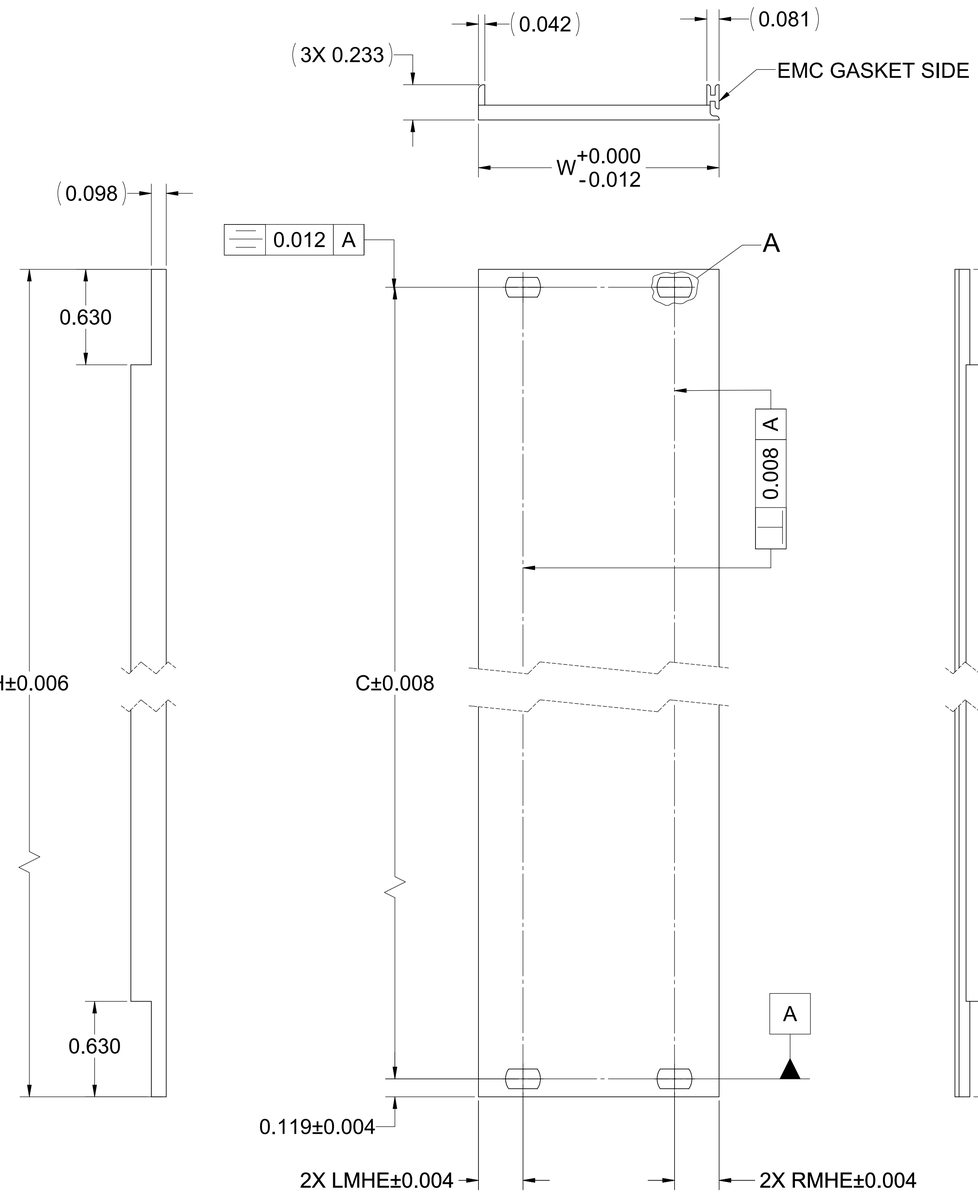

FILLER PANEL DETAIL

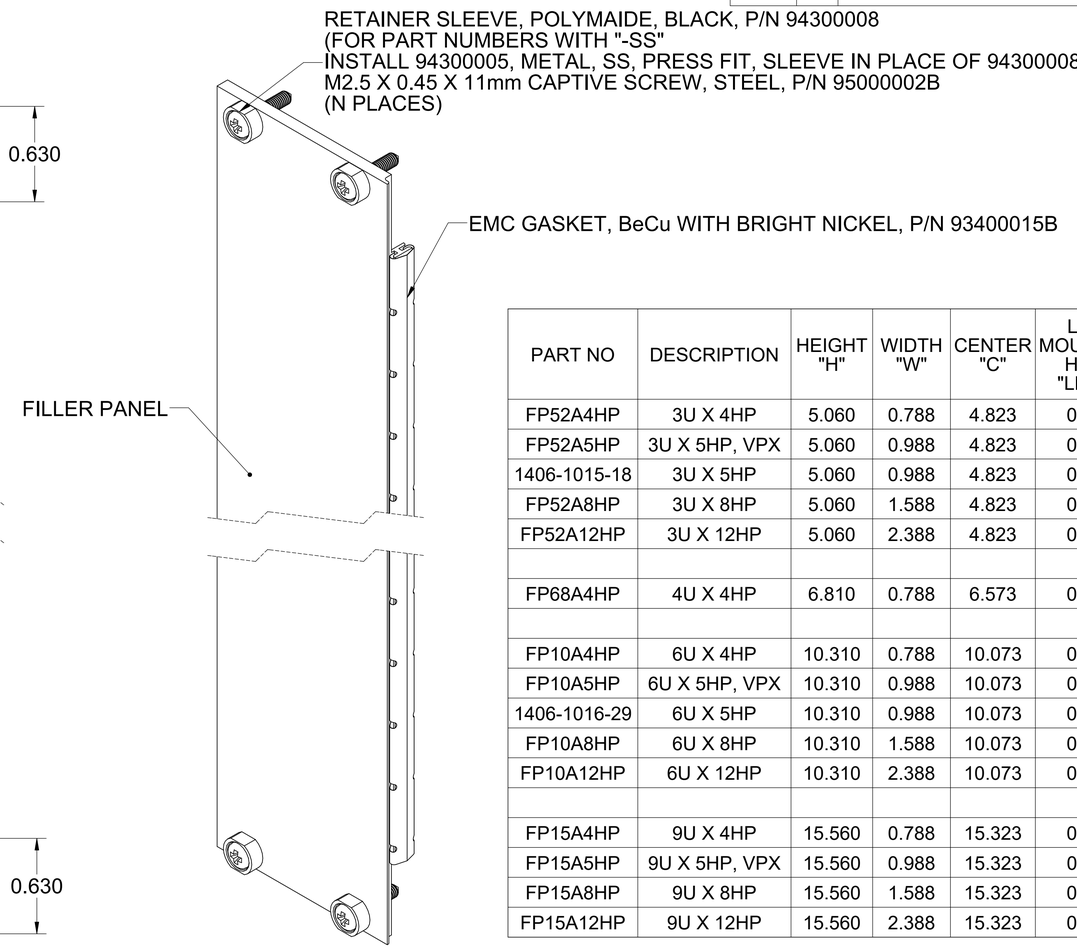

SHOWN FILLER PANEL ASSEMBLY

5

PART NO	DESCRIPTION	HEIGHT "H"	WIDTH "W"	CENTER "C"	LEFT MOUNTING HOLE "LMHE"	RIGHT MOUNTING HOLE "RMHE"	PLACES "N"
FP52A4HP	3U X 4HP	5.060	0.788	4.823	0.294	-	2
FP52A5HP	3U X 5HP, VPX	5.060	0.988	4.823	0.445	-	2
1406-1015-18	3U X 5HP	5.060	0.988	4.823	0.494	-	2
FP52A8HP	3U X 8HP	5.060	1.588	4.823	0.294	0.294	4
FP52A12HP	3U X 12HP	5.060	2.388	4.823	0.294	0.294	4
FP68A4HP	4U X 4HP	6.810	0.788	6.573	0.294	-	2
FP10A4HP	6U X 4HP	10.310	0.788	10.073	0.294	-	2
FP10A5HP	6U X 5HP, VPX	10.310	0.988	10.073	0.445	-	2
1406-1016-29	6U X 5HP	10.310	0.988	10.073	0.494	-	2
FP10A8HP	6U X 8HP	10.310	1.588	10.073	0.294	0.294	4
FP10A12HP	6U X 12HP	10.310	2.388	10.073	0.294	0.294	4
FP15A4HP	9U X 4HP	15.560	0.788	15.323	0.294	-	2
FP15A5HP	9U X 5HP, VPX	15.560	0.988	15.323	0.445	-	2
FP15A8HP	9U X 8HP	15.560	1.588	15.323	0.294	0.294	4
FP15A12HP	9U X 12HP	15.560	2.388	15.323	0.294	0.294	4

ADD SUFFIX "-SS" TO PART NO FOR FILLER PANELS WITH METAL PRESS-FIT SLEEVES, INSTEAD OF PLASTIC SLEEVES. FOR EXAMPLE FP52A4HP-SS.

"-SS" SUFFIX PART NUMBERS WITH PRESS-FIT METAL SLEEVES.
WITHOUT "-SS" SUFFIX PART NUMBERS WITH PLASTIC SLEEVES.

5. FURNISHED UNASSEMBLED
4. FINISH : CLEAR CHEM FILM, IAW MIL-DTL-5541, CLASS 3, TYPE II
3. LIGHT GRAIN FRONT SURFACE IN DIRECTION OF MATERIAL GRAIN (AS SHOWN) USING 180 GRIT
2. MATERIAL : ALUMINUM EXTRUSION, 6063-T5 MAKE FROM P/N # M4211-XX
1. REMOVE ALL BURRS, SHARP EDGES & SURFACE SCRATCHES

NOTES : UNLESS OTHERWISE SPECIFIED

3

UNLESS OTHERWISE SPECIFIED
DIMENSIONS ARE IN INCHES
TOLERANCES:
DEC X.X ±0.1
DEC X.XX ±0.03
DEC X.XXX ±0.010
FRACTIONS ±0.050
ANGLES ±1°
GD & T : ASME Y14.5-2009

MATERIAL 2

FINISH 4

APPROVALS	NAME	DATE
DRAWN	TRUSHAR	05/04/12
CHECKED		
ENGINEER		
QA		

THIRD ANGLE PROJECTION

VECTOR ELECTRONICS & TECHNOLOGY, INC.
11115 VANOWEN ST., NORTH HOLLYWOOD, CA 91605
www.vectorelect.com

3U, 6U, 9U EMC FILLER PANEL

SIZE	DWG. NO.	REV
D	FPXXAXHP	F

SCALE: 2:1 | CAGE CODE: 82893 | SHEET 1 OF 1