

World wonders  
Infant Lesson Plans

Classroom: Infants	Teachers: Loretta, Taelor	Week of: 5/31/2021	Class Project: Artist Week
-----------------------	------------------------------	-----------------------	-------------------------------

Classroom Additions (Classroom additions are items used to enhance learning centers. This section should contain new and exciting materials used to open learning in new ways.)

<p>Science</p> <p>Mixing paint red/white in Ziploc baggy</p> <p>Teacher: Loretta/Michael</p>	<p>Blocks/Transportation</p> <p>bags brown paint taped to wall + cars.</p> <p>Teacher: LW.</p>	<p>Literacy</p> <p>But First We Nap</p>
<p>Dramatic Play</p> <p>canvases + paint brushes.</p> <p>Teacher: TB</p>	<p><del>Literacy</del> Math</p> <p>Primary color blocks</p> <p>Teacher: TB.</p>	

Songs/Finger Plays (at least 3)

- Clap your hands
- Wiggle your toes
- Bus, Bus.

Sensory

Monday	Tuesday color ice cubes in water	Wednesday Picking color ice cubes out of Plubber	Thursday Jello cutout w/cookie cutters	Friday orbeez in Jello
--------	-------------------------------------	---	---	---------------------------

Special Events

Monday CLOSED	Tuesday	Wednesday Buckets of paint Paint Sheet. Giant messy painting day	Thursday Favorite Color dress up day	Friday Virtual art show/national doughnut day
------------------	---------	--	---	--

Teacher: Loretta		Week Of: 5/31			
Small group children	Monday	Tuesday	Wednesday	Thursday	Friday
	CLOSED	Flower Garden Footprints	Fun with Fingerpainting	Stampin' Place	Recycled Art
Activity		*learning goal follow simple directions Activity (C) G	*learning goal Concept of words. Activity (C) M	learning goal fine motor skills Activity (C) J	Activity B
Early		child alerts to what is going on around him or her	child responds to voice by turning his/her head, establishing eye contact / smiling	child open & closes his/her hand	child moves his or her eyes, head or hand toward a desired object or person
Middle		child participates in a part of daily routine when led or assisted by an adult	child responds nonverbally to simple statements or requests	child uses his/her small muscles to handle or pick up materials	child repeats an action, even when it's not working to solve a problem
Later	child attempts on his/her own, a simple task that is related to part of the daily routine	child responds verbally to simple statements or questions	child fits materials together or pulls them apart	child asks for help in solving a problem w/ materials	

Early, Middle, Later must be based on COR

Art must be planned 2x a week. Other days must include different subject areas.

World of Wonders  
Small Group Lesson Plans

Teacher: Taylor Born		Week Of: 5/31		Artist Week	
Small group children	Monday	Tuesday CC	Wednesday X	Thursday J	Friday DD
Emma Kate Landon Leon Mark	Activity	Mixing paint colors to create a new one (goal) Creating new product	Using our hands and feet to paint a canvas (goal) to get messy + create art	Handling and using different art mediums like paintbrushes, markers, pencils (goal) fine motor skills	Making collages from items found in nature (goal) art + learning about the outdoors
	Early	Child does a spontaneous action	Child explores materials with different textures and colors	Child opens and closes their hand	Child responds to a sensory experience in the natural world
	Middle	Child performs an action on an object	Child explores art materials	Child uses small muscles to handle or pick up objects	Child picks up, examines, or uses a natural object or material
	Later	Child uses trial and error to investigate a material, itself and/or an idea	Child uses art materials to build, make discrete marks, or to mold or flatten	Child fits materials together or pulls them apart	Child names an object or event in the natural and physical world

Early, Middle, Later must be based on COR

Art must be planned 2x a week. Other days must include different subject areas.

World of Readers  
Toddler Lesson Plans







Classroom: Young Toddlers	Teachers: Sarah and Haley	Week of: 5/31/2021	Class Project: Artist Week
------------------------------	------------------------------	-----------------------	-------------------------------

Classroom additions				
Classroom additions are items used to enhance learning centers. This section should contain new and exciting materials used to open learning in new ways.	Science Pipettes and different colored water Teacher: Sarah	Sensory Colored rice Teacher: Sarah	Art Tissue paper and water Teacher: Sarah	Blocks Transportation Color/Shape block matching Teacher: Sarah
	Dramatic Play Paint brushes and paint cups Teacher: Sarah	Math Colored counting/sorting Teacher: Sarah	Literacy Drawing mat Teacher: Sarah	Large Motor Game Color hop Teacher: Sarah

Morning Meeting				
Monday CLOSED	Tuesday Colorful garden	Wednesday Reading Brown bear, Brown bear	Thursday I am a rainbow	Friday The big red stop sign

Large Group				
Monday CLOSED	Tuesday Colored bean bag toss	Wednesday Going on a color hunt	Thursday I SPY (reading the book and finding things in room)	Friday Color ring toss

Special Events				
Monday CLOSED	Tuesday	Wednesday Giant messy painting day	Thursday Favorite Color dress up day	Friday Virtual art show/national doughnut day

Teacher: MS. Haley		Week Of: 5/3/12			
Small group children	Monday	Tuesday <sup>5</sup>	Wednesday <sup>X</sup>	Thursday <sup>0</sup>	Friday <sup>X</sup>
	  Activity 	Watercolor Painting large numbers to hang in the classroom to work on number recognition. Activity	Making hand prints in self drying clay Activity	Tape painting the first letter of our first name to work on letter recognition Activity	Painting hand prints made from clay. Activity
Early		Child looks at, touches, or handles a single object. Early	Child explores materials w/ different textures & colors Early	Child plays with 3 dimensional materials that have the character of letters. Early	Child explores materials w/ different textures & colors Early
Middle		Child uses a word, sign, or phrase to ask for more Middle	Child explores art materials Middle	Child says or signs a letter Middle	Child explores art materials Middle
Later		Child uses a number word or rote counts Later	Child uses art materials to build discrete marks, or to mold or flatten Later	Child identifies a letter. Later	Child uses art materials to build, make discrete marks, or to mold or flatten Later

Early, Middle, Later must be based on COR

Art must be planned 2x a week. Other days must include different subject areas.

World of wonders  
Small Group Lesson Plans

Teacher: Sarah		Week Of: 6/1/2021			
all group children	Monday	Tuesday C-X	Wednesday C-J	Thursday C-CC	Friday C-B
Activity	~ D	Making a collage out of different art materials * Children create art using different materials	Making and molding clay * Children can mix clay, then mold into what they want	Painting our clay we created. * Children use paint brushes to decorate their clay	Squirt bottle painting * Children can squeeze bottle to spray paint on paper.
Early	A S	Child explores materials with different textures and colors	Child uses small muscles to handle/pick up objects.	Child does a spontaneous action	Child repeats an action even when it isn't working to solve a problem
Middle	O /	Child explores cut materials	Child fits materials together and pulls them apart	Child performs an action on an object	Child asks for help in solving a problem with materials
Later	C ~	Children use art materials to build.	Child uses small muscles with moderate control	Child uses trial and error to investigate	Child verbally identifies a problem with materials

Early, Middle, Later must be based on COR

Art must be planned 2x a week. Other days must include different subject areas.

World of Teachers  
Toddler Lesson Plans

Classroom: <b>Toddler</b>	Teachers: <b>Amber/Miranda</b>	Week of: <b>5/31/2021</b>	Class Project: <b>Artist Week</b>
------------------------------	-----------------------------------	------------------------------	--------------------------------------

**Classroom additions**

Classroom additions are items used to enhance learning centers. This section should contain new and exciting materials used to open learning in new ways.	Science	Sensory	Art	Blocks Transportation
	<b>Rainbow volcanos</b> -vinegar - baking soda - food coloring Teacher: <b>Amber</b>	<b>Jello Dig</b> - Jello - Art pictures Teacher: <b>Amber</b>	<b>Glitter picture</b> - Glue - Glitter Teacher: <b>Amber</b>	<b>Tower Knock down</b> - Blocks - ball on a string Teacher: <b>Amber</b>
	Dramatic Play	Math	Literacy	Large Motor Game
	<b>Donut shop</b> - Fake Donuts - plates - Register Teacher: <b>Amber</b>	<b>Count this</b> - Cotton balls - cupcake liners - Tongs Teacher: <b>Amber</b>	<b>Letter Hunt</b> - magnetic letters - Rainbow Noodles Teacher: <b>Amber</b>	<b>Red light, Green light</b> - Green sign (Go) - Yellow sign (Slow) - Red sign (Stop) Teacher: <b>Amber</b>

**Morning Meeting**

Monday	Tuesday	Wednesday	Thursday	Friday
<b>Closed</b>	<b>5 little monkeys swinging in a tree</b> <u>who came to school</u> <del>what this week project</del>	<b>Whos ready to do our Messy paint day?</b> <u>what colors should we use?</u>	<b>who came to school today?</b> <u>who wore their favorite color?</u>	<b>whats your favorite Doughnut?</b> <u>1 little, 2 little Doughnut</u>

**Large Group**

Monday	Tuesday	Wednesday	Thursday	Friday
<b>Closed</b>	<b>We will all learn to complete a black Scratch Art together.</b>	<b>Color Run</b>	<b>As a group we will pick our favorite color of paint and splatter it on a bare tree to make it full again!</b>	<b>We will paint by using foam cups to create circles all over a big paper to make a toddler sign.</b>

**Special Events**

Monday	Tuesday	Wednesday	Thursday	Friday
<b>CLOSED</b>		<b>Giant messy painting day</b>	<b>Favorite Color dress up day</b>	<b>Virtual art show/national doughnut day</b>

World of Wonders  
Small Group Lesson Plans



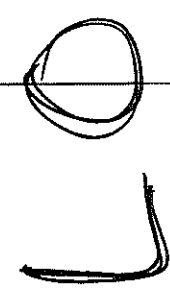
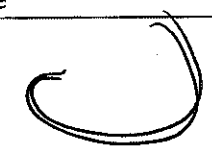
Teacher: Amber Jenderat (Artist week)		Week Of: 5/31/2021			
Small group children	Monday	(J) Tuesday	(FF) Wednesday	(AA) Thursday	(X) Friday
	Closed	Child will use their fine motor skills by cutting a picture of themselves and then trying to put it back together on a sheet of paper.	Child will create a self portrait with crayons or markers.	Using a painter pallet and easels paint brushes and more your child will be an artist for the day and paint their favorite thing with a q tip.	Child will use paint and any other art material they please to create their Donut of their Dreams
Activity		Activity Picasso this	Activity Picture this	Activity I'm the artist	Activity Do Not Please
	Closed	Child uses his or her small muscles to handle or pick up objects	Child indicates or says an object is mine.	Child imitates an action of an animal, an object, or a person.	Child explores art materials.
Early		Early	Early	Early	Early
	Closed	Child fits materials together or pulls them apart	Child spontaneously identifies him- or herself in a mirror or picture	Child uses one object to stand for another object	Child uses art materials to build make discrete marks, or to mold or flatten
Middle		Middle	Middle	Middle	Middle
	Closed	Child uses his or her small muscles with moderate control	Child plays or talks about family or community roles	Child pretends by using words or actions to take on the role of a character or animate a figure	Child uses art materials, notices an unintended result and says what it looks like
Later		Later	Later	Later	Later

Early, Middle, Later must be based on COR

Art must be planned 2x a week. Other days must include different subject areas.



World of Wonders  
Small Group Lesson Plans

Teacher: <u>Mirranda</u>		<u>Toddlers</u>		Week Of: <u>May 31, 2021</u>		<u>Artist Week</u>	
Hall group children		Monday	Tuesday (C)	Wednesday (T)	Thursday (T)	Friday (J)	
Activity		Children will get to mix their own colors and see what happens. They will get to make their own predictions. Activity <u>Color mixing experiment</u>	Children will get to put a paintbrush between their toes and try to paint with it. This could work on gross motor skills. Activity <u>Toe Art</u>	Children will get to learn shapes and be able to glue them to make their own work of art. Activity <u>Shape Masterpiece</u>	Children will use a pan, paper, paint and rubber bands to create their own masterpiece. Children will get to use their fine motor skills. Activity <u>Rubber band painting</u>		
Early		Child does a spontaneous action Early	Child moves the whole body Early	Child tracks a moving object Early	Child opens and closes their hands Early		
Middle		Child performs an action on an object Middle	Child walks Middle	Child fits an object into an opening that is the correct size Middle	Child uses their small muscles to handle or pick up objects Middle		
Later		Child uses trial and error to investigate a material itself Later	Child goes up and down a ladder and runs around people Later	Child moves themselves and objects in response to a simple word Later	Child fits materials together or pulls them apart Later		

Early, Middle, Later must be based on COR

Art must be planned 2x a week. Other days must include different subject areas.

World of Wonders  
PS.PK.SA Lesson Plan

Classroom: Pre School	Teachers: Ashley	Week of: 5/31/2021	Class Project: Artist Week
--------------------------	---------------------	-----------------------	-------------------------------

Classroom additions

<p>Classroom additions are items used to enhance learning centers. This section should contain new and exciting materials used to open learning in new ways.</p>	<p>Science Baking soda color mixing - put vinegar in squirt bottles and color it and have children drop onto trays Teacher:</p>	<p>Sensory Colored rice + shaving cream painting Teacher:</p>	<p>Art Splatter paint. Blue bottles to draw with and glitter Teacher:</p>	<p>Blocks Transportation markers taped to cars to color on big paper Teacher:</p>
	<p>Dramatic Play Smocks, paint brushes, canvas, vessels Teacher:</p>	<p>Math painting large numbers to hang up in the classroom Teacher:</p>	<p>Literacy body water and paint brushes to work on early writing skill Teacher:</p>	<p>Large Motor Game color race run and find each color that is said Teacher:</p>

Morning Meeting

Monday Closed	Tuesday Sing head shoulders knees + toes talk about what we want to be when we grow up days of the week	Wednesday knees + toes	Thursday be when we grow up	Friday
------------------	--	---------------------------	--------------------------------	--------






Large Group

Monday Closed	Tuesday body part recognition silly story. use paint brushes to pretend paint body parts	Wednesday Giant messy painting day	Thursday talk about and chart our favorite colors	Friday make an art gallery in the classroom
------------------	---	---------------------------------------	--	--

Special Events

Monday CLOSED	Tuesday	Wednesday Giant messy painting day	Thursday Favorite Color dress up day	Friday Virtual art show/national doughnut day
------------------	---------	---------------------------------------	---	--

World of Wonders  
Small Group Lesson Plans

Teacher: Ashley		Week Of: 5/31/2021			
Small group children	Monday	Tuesday FF	Wednesday CC	Thursday X	Friday X
		draw a portrait of yourself	Paint w/ paint ice cubes guess what will happen when different colors combine	add rice to paint for texture	Tape resist art tear pieces of tape to create picture. Add details to the finished tape resist art.
Activity		Activity	Activity	Activity	Activity
Early		Spontaneously identifies him- or herself in a mirror or photo	Uses trial and error to investigate a material itself and/or an idea	Uses art materials to build, make discreet marks or to mold or flatten	Uses art materials to build, make or to mold or flatten
Middle		Plays or talks about family or community roles	describes a change in an object or situation	uses art materials notices an unintended result and says what it looks like	uses art materials, notices an unintended result and says what it looks like
Later		<del>Plays or talks</del> identifies similarities or differences in people's characteristics	makes a verbal prediction at random	makes simple representations with a few details	makes simple representations with a few details

Early, Middle, Later must be based on COR

Art must be planned 2x a week. Other days must include different subject areas.

World of Finders  
PS.PK.SA Lesson Plan

Classroom: Pre-K	Teachers: Tessie / Rena	Week of: 5/31/2021	Class Project: Artist Week	
Classroom additions				
Classroom additions are items used to enhance learning centers. This section should contain new and exciting materials used to open learning in new ways.	Science Mixing colors to see what they make Teacher:	Sensory Shaving Cream sensory bags Teacher:	Art Splatter Paint Teacher:	Blocks Transportation Tape Numbers on blocks to build with Teacher:
	Dramatic Play Smocks & paint brushes Teacher:	Math color by numbers Teacher:	Literacy Paint sample letter matching Teacher:	Large Motor Game Color Hopping Teacher:
	Morning Meeting			
	Monday Closed	Tuesday Look who came to school today	Wednesday The color song	Thursday Doggie Doggie where's your bone
Large Group				
Monday Closed	Tuesday Smash chalk and then finger paint a Giant Picture	Wednesday Stamping on large sheet of Paper	Thursday Q-Tip number Tracing as teams	Friday Paint a square making a quilt
Special Events				
Monday CLOSED	Tuesday	Wednesday Giant messy painting day	Thursday Favorite Color dress up day	Friday Virtual art show/national doughnut day

World of Wonders  
Small Group Lesson Plans

Teacher: Testie + Renea		Week Of:			
Small group children	Monday	Tuesday T	Wednesday CC	Thursday V	Friday X
	Closed	Color scavenger Hunt hide different colored items and make it a Game Activity	magic milk experiment What will happen - milk - Dish soap - Paint Activity	Funnel Painting Pour paint in Funnel and swirl on paper Activity	Canvas Paint experiment Activity
	Closed Early	Child fits an object into an opening that is the correct size Early	Child performs an action on an object Early	Child gathers three or more objects Early	Child uses art materials to build make discrete marks or to mold or flatten Early
	Closed Middle	Child moves him or herself or objects in response to a simple position or direction Middle	Child uses trial and error to investigate a material itself and an idea Middle	Child lines up three or more objects one after another Middle	Child uses art materials, notices an unintended result and says what it looks like Middle
	Closed Later	Child recognizes and names 2 dimensional shapes Later	Child describes a change in an object or situation Later	Child recognizes copies or extends an existing simple pattern Later	Child makes simple representations with a few details Later

Early, Middle, Later must be based on COR

Art must be planned 2x a week. Other days must include different subject areas.

World of Wonders  
PS.PK.SA Lesson Plan

Classroom: School-Age	Teachers: ms. shelley/ms. christy	Week of: 5/31/2021	Class Project: Artist Week
--------------------------	--------------------------------------	-----------------------	-------------------------------

Classroom additions				
Classroom additions are items used to enhance learning centers. This section should contain new and exciting materials used to open learning in new ways.	Science	Sensory	Art	Blocks Transportation
	Hair gel bags	Orbeez	Colored beads Clay	Rainbow blocks
	Teacher:	Teacher:	Teacher:	Teacher:
	Dramatic Play	Math	Literacy	Large Motor Game
	Paint smocks Paint palettes	Numbered Flash Cards	Crossword puzzles	Sharks and minnows
	Teacher:	Teacher:	Teacher:	Teacher:

Morning Meeting				
Monday	Tuesday	Wednesday	Thursday	Friday
Closed	What is art? Schedule, weather, etc. →	How do we use art to express ourselves?	Who are some famous artists?	What art would we be famous for?

Large Group				
Monday	Tuesday	Wednesday	Thursday	Friday
Closed	Heads up Seven up	Pictionary	Bingo	Make a giant picture out of painted hand prints

Special Events				
Monday	Tuesday	Wednesday	Thursday	Friday
CLOSED		Giant messy painting day	Favorite Color dress up day	Virtual art show/national doughnut day

World Connections  
Small Group Lesson Plans

Teacher: Miss Shelby and Miss Johnson		Week of: 8-31			
	Monday	Tuesday X	Wednesday ☞☞	Thursday S	Friday X
Small Group	Activity closed	Activity Self-driving clay to make sculptures and then paint at the end of the week	Activity Self painting w/ glue, salt, wood wool applied w/ eye dropper	Activity Paint by numbers and coloring using color and color brushes	Activity Paint clay sculptures that were previously made on Tuesday
	Early	Early Child makes simple representation w/ a few details	Early Child uses tools to support his or her play	Early Child uses colors to create simple objects	Early Child creates a simple sculpture w/ some details
	Middle	Middle Child makes a simple representation with many details	Middle Child explains in a simple way how a tool works	Middle Child sees how some things are made and how they are used	Middle Child makes a simple sculpture with many details
	Later	Later Child notices how artistic processes connect to feelings and ideas	Later Child explains in a simple way how to make a piece of technology work	Later Child compares and contrasts different ways of making things	Later Child explains how the use of elements of art to create artistic effects or express feelings and ideas

World of Readers  
Small Group Lesson Plans

Teacher: <u>Ms. Sheehy</u>		Week Of: <u>5/31/2021</u>			
Small group children	Monday <u>J</u>	Tuesday <u>X</u>	Wednesday <u>V</u>	Thursday <u>X</u>	Friday <u>X</u>
	Paint a picture and cut it into random shapes, glue pieces on another paper with space in between Activity	Create a sculpture of their choosing using air-drying clay. Activity	Create Spoon maracas using spoons, plastic eggs, rice, and tape. Activity	Draw a self-portrait, students will draw the other half of a picture of their face. Activity	Create a 3D Tree sculpture using beads, sticks, and clay. Activity
	uses a tripod grasp to write or draw a letter, shape, or numeral Early	makes a complex representation with many details Early	Sings all of the words in a familiar song Early	makes a complex representation with many details Early	makes a complex representation with many details Early
	Performs precise actions involving opposing hand movements Middle	notices how artistic features connect to feelings and ideas Middle	sings all or most of the chorus & non-repetitive verses to a complex song Middle	notices how artistic features connect to feelings and ideas Middle	notices how artistic features connect to feelings and ideas Middle
	uses finger dexterity and strength to complete a multi-step task Later	Explains how they use art to express themselves Later	Recognizes the sounds & uses the names of musical instruments Later	Explains how they use art to express themselves Later	Explains how they use art to express themselves Later

Early, Middle, Later must be based on COR

Art must be planned 2x a week. Other days must include different subject areas.