



KOKOPELLI KRONICLE



ANASAZI CHAPTER FMCA

February 2024

OFFICERS

President:

Wayne Cernie
1205 Palisades Ct.
Lake Havasu City, AZ 86403
602-909-6773

Wagonmaster:

David Ridley
2183 N. Cajeme Ave.
Casa Grande, AZ 85122
503-680-2987

Secretary:

Virginia Morrison
932 E. Stanford Ave
Gilbert, AZ 85234
602-524-1141

Treasurer:

Amy Jones
27304 N. 148th Dr.
Surprise, AZ 85387
602-903-0967

Co-Newsletter Editors:

Larry Morrison
932 E. Stanford Ave.
Gilbert, AZ 85234
480-433-1635

Ron (Woody) Woodworth
7736 W. Fairmount Ave.
Phoenix, AZ 85033
623-640-4821

National Director:

Shirley Ridley
2183 N. Cajeme
Ave.
Casa Grande, AZ 85122
503-680-3070

Alt National Director:

Position Open

Sunshine Chairperson

Wanda Wieters
PO Box 6929
Glendale, AZ 85312-6929
602-828-6732



February 2024 Rally Distant Drums RV Resort, Camp Verde AZ,

Hosts: Eells, Livens, and Hancock's

The rally started on the first with the Livens arriving to set up the ANASAZI signs and the Eells close behind. The others came filtering in to join together for Happy Hour at 4 o'clock. The group then car pooled to the Astoria International



Bistro in Camp Verde for dinner. The owner Lana greeted us and personally explained the menu special, Chicken Presidente. It was a chicken breast prepared with the breast rolled in the shape

of an ostrich egg and stuffed with special ingredients inside and breaded outside. Many tried it and said it was very good! Dessert was offered but everyone declined because the food was so filling. We then carpooled back to camp and beat the rain which poured all night long.




Friday started with coffee at the coaches and then breakfast at the clubhouse - sausage and cheese stuffed French toast, a delicious recipe of Betsy Livens, and fresh fruit.

After breakfast we carpooled to the Historic Fort at Camp Verde where we had costumed period docents to tell of the fort and the life of the officers and enlisted men. There was also a bugler who did a demonstration of the calls used to give the commands



of the day or for battles. A rifleman gave a demonstration of two type of weapons and fired them showing how difficult was to use them. A woman in period dress led us on a tour of the remaining buildings



of the 11 acres of the 55 acres that was the forts outpost. She told of the life of the officers and their wives and showed us the way they lived.



The structure of the buildings and how some were lost to fire or taken for wood after the fort closed.

The next part of the tour was



in the museum where two uniformed soldiers explained the weapons and articles the troops used at that time.

They were very informative and answered many questions. We then walked through the museum to see the



many artifacts displayed.

Lunch was on your own and we met at 4:30 for happy hour.



Dinner was at 5:30 with Anita's delicious spaghetti, sausage, garlic bread,



tossed salad and homemade pies from the Hancock's with Anita's own touch to make a wonderful repast. Later that evening

we had an entertaining movie called the "Italian



Job" along with popcorn to finish off a fun filled day.

Saturday morning breakfast was biscuits and sausage gravy, scrambled eggs, and fresh fruit.



Honey and jelly were provided for your biscuits if you didn't want gravy. Next was free time for touring,

relaxing or games of choice. Faithful Barry had his Pegs and Jokers game. Mike, Jeanne and Clarence all played for the first time! It's fun and we always welcome new players!

At 3:00 pm Chuck set up the ladder-



toss game Winners were awarded at the end of the day.

Now this is concentration



Arduous Task of Scorekeeping

Happy hour was at 4:00 with lots of yummy snacks.



Dinner by hosts included hamburgers, baked beans, and potato salad.



Desert followed some lively games of Spoons.



Just how hard is it to get 4 of a kind and take a spoon before anyone else?

Awards were given for all game winners -
 Winners of Ladder Toss: 1st place -Jodi and Mike Carboni, 2nd place -Tom Eells and Barry Stallings, 3rd place- Larry Morrison and Rett Porter
 Winners of Spoon Game: 1st place - Carole Eells, 2nd place -Jodi Carboni, 3rd place -Tom Eells.
 Desert was ice cream sandwich or pie or a choice of both. Everyone made it to coaches before the rain.

Sunday coffee at clubhouse had somewhat of a delay due to the coffee filter and coffee freezing in



the pot left out to start early in the morning (YES it froze!) But Chuck saved the day by making coffee in a 12-cup pot again and again and again. Breakfast was yummy homemade coffee

cakes from Anita, hard boiled eggs, oranges and grapefruit fresh from the Eells tree and Betsy keeping tabs on all of this made for a happy time for all.

Safe travels to everyone. See you next Rally! God Bless.



Presidents Message

It sounds like the Rally in Camp Verde was another fun event for the ANASAZI's. Unfortunately, Betty and I were not able to attend as we volunteered at the FMCA Booth at the Quartzite Sports and Recreation Show.

The team of volunteers Connie Jones assembled (President of FMCA's Rocky Mountain Region) had a good time talking with hundreds of folks about the benefits of belonging to FMCA. I think we signed up around 70 new members and chatted with many, many more folks as they renewed their memberships right at the show. While it's fun to talk about the many benefits of FMCA Membership, it is extra special when someone comes up and starts talking about how FMCA Assist helped a family member or someone they know during a troubling time. During the weeks we had quite a few people stop to tell us how much money they had just saved with the FMCA tire program or how well the Tech Connect was working for them.

Important: Everyone should have received emails about the correct phone numbers for Chubb (the company that handles the "FMCA Assist". There were some wrong numbers sent so I included a copy of the latest email information below, please be sure to follow the instructions and keep the phone numbers handy.

Chubb Accident & Health Claims

(877) 352-0785 (Inside the USA)
(877) 350-3532 (Canada)
(202) 659-7803 (Outside the USA – Call Collect)
MedAssist-USA@AXA-Assistance.us
Available Monday — Friday, 8 a.m. to 4:30 p.m. ET

Please ensure that your copilot is listed on your membership record with our member services department to guarantee they are also covered. And be sure to also download and print an updated travel identification card via your online account or by clicking here

https://www.fmca.com/pdfs/FMCAssist_ID_Card.pdf

Hopefully accidents never happen, however it's best to be prepared!

Driven to Care

During FMCA's "Fiesta Del Sol" Convention in Tucson, Arizona, the designated charity will be the Candlelighters Childhood Cancer Foundation of

Southern Arizona. To help raise money for this group, FMCA will be conducting our fifth "Driven To Care" Silent Auction during the event. Attendees can participate in a couple of ways. First, chapters, areas, exhibitors, and individuals are encouraged to put together a box, basket, or bag filled with items fellow RVers would love to have. The second way is by bidding on the donated items.

Your ANASAZI Board has directed to and allocated for \$100 to purchase gift cards for this very worthwhile program. We will be putting together a gift basket for the Auction and chapter members are encouraged to donate a small gift to add to the basket. You can forward your gifts to Larry, David or myself at an upcoming rally or bring your gift to Tucson in March. Also, anyone interested in volunteering to help with a Chapter Fair in Tucson please contact me directly (602-909-6773) so we may plan accordingly.

While Kendra has filled the ANASAZI Chapter Calendar for 2024, Betty and I hope to see you at the FMCA Convention in Tucson and later in October at the RMMA Ramble in Farmington, NM. BE Safe!

Wayne



Headlights

As I pulled into the parking lot at the department store, I noticed a car with its headlights on. I jotted down the make, color and license number.



Inside the store, I joined the line at the information desk. When the clerk reached me, I told her a white Ford in the parking lot had it lights on and gave her the number.

"Thank you," she replied, and went on to another customer.

The lady next to me asked her indignantly, "aren't you going to announce it?"

"There's no need," she replied sheepishly. "That car belongs to me."



February

No Birthdays for the Month of February



February

Joe and Mary Romeo

21



Eclipse

A listener called the disc jockey on the air at our radio station to ask about the upcoming lunar eclipse. "The eclipse can be seen at 1:30 in the morning," the DJ told her.

"That late?" the listener snapped. "I don't know why they don't schedule these things earlier, so kids can enjoy them too!"



Air Fryer Chicken Wings
(From The Food Network)

Serves 2 to 4

Nothing is more satisfying than cooking up a batch of wings without deep frying.

The air fryer's fan and heating mechanism create a frenzy of forceful hot air that swirls down and around the wings, crisping up the skin to golden perfection (and without the added calories of frying oil). Self-contained air fryers are not the only option for cooking at home: look for multi-cookers and ovens that have an air fryer setting. You can buy chicken wings that are already split or do the work yourself with whole wings – don't forget to save the tips for making chicken stock.

Directions

Ingredients:

- 2 pounds chicken wings, split at the joint and tips removed
- Kosher salt
- 4 tablespoons unsalted butter
- 1/2 cup hot sauce, such as Frank's RedHot
- Ranch or blue cheese dressing, for serving

Special equipment:

a 3.5-quart air fryer

1. Pat the chicken wings dry and sprinkle generously with salt. Place the wings in the basket of a 3.5-quart air fryer so they are not touching (if necessary to fit, line up the drumettes standing upright along the sides). Set the air fryer to 360 degrees F and cook for 12 minutes, then flip the wings with tongs and cook for 12 minutes more. Flip the wings again, increase the heat to 390 degrees F and cook until the outsides are extra-crispy, about 6 minutes more.
2. Meanwhile, warm the butter in a microwave-safe bowl in the microwave until melted, about 1 minute. Whisk in the hot sauce.
3. Toss the wings with the butter mixture to coat in a large bowl and serve with dressing on the side.



SAFETY REMINDER

From
FMCA.COM

RV Smarter with FMCA

Get RVing Tips & How- To Advice from RV Industry Experts

Having RV problems on the road? Need to consult an RVing how-to article? Want a guide about winterizing your RV or best tips for RV repairs?

FMCA RV Association offers virtual learning exclusively to its members through FMCA University, an online hub of RVing resources. Members can log into FMCA University 24/7 — anytime, anywhere.

- Access decades of know-how all in one convenient location
- Trust your source — Content provided by industry - leading RV experts
- Search for topics that interest you
- Learn at your convenience
- Read articles and take quizzes to test your RVing knowledge
- Earn badges and rewards as you learn new skills
- Have fun and feel more confident about operating your RV

As an RVer, you know there is a lot of information available to you online, but is it reliable? FMCA provides trusted know-how and RVing tips from RV industry experts. In fact, FMCA University houses decades of knowledge from experts like the “RV Doctor” Gary Bunzer.


Managed by FMCA Academy, which is the educational branch of FMCA, the university portal combines an online library of articles and video content all in one convenient location. This means you can browse topics at your leisure or search for a specific term to troubleshoot an RV problem. In addition, you can study curriculum by topic - dive into courses on Winterizing Your RV, RV Awnings,

Motorhome Chassis, or RV Entertainment Systems, just to name a few. And you can even test your RV knowledge! As you complete the online RV lessons, you can take quizzes through FMCA University. Test your knowledge and earn virtual badges as you complete topics. Become an “RVer Extraordinaire” and earn one year of complimentary membership.



We have an Author in our
ANASAZI Midst!

Meet Jodi
Carboni
and her new book



Deception - Jealousy - Desire

When emotions ignite, what will it take to
open their eyes?

After four years of living in Iran, Julia's sweet, handsome husband, Masoud, has turned into a raging alcoholic addicted to pain killers.

A divorce is imminent, yet complications arise. Julia finds herself falling in love with another man, Hossein, her husband's boss.

She comes to understand the cause of her estranged husband's actions. Blindsided by the unexpected truth behind Masoud's erratic behavior, the revelation sends their worlds crashing down.

Left with the smoldering ashes of their lives, can anything ever be the same?

JERWARD Publishing
Born with Character



You can buy it and review it on Amazon.com, Barnesandnoble.com Walmart, Goodreads.com and Target.com

There is a way to have your kindle signed by the author, Jodi. She will sign all books purchased by ANASAZI Members.

Jodi would also like you to review her book after you have finished reading it.



Notes from our National Director

Happy Valentine. I can't believe it's February already, before we know it summer will be here. I have the results of the recent membership vote regarding changes to FMCA'S Constitution.

Issue #1 Article I Name, Status, and Purposes

2. FMCA may choose to operate under an assumed business name for the purposes of public identity, promotion, and normal or customary operations.

3,347 votes YES (86%)

547 votes NO (14%)

Issue #2 Article I, 3, A. -Name, Status, and Purposes

A. The Mission of FMCA is to educate, support, and encourage family and social RV lifestyles.

3,538 votes YES (91%)

342 votes NO (9%)

Issue #3 Article I, 3, B. i. – Name, Status, and Purposes

i. Promote good fellowship and cooperation among all FMCA members and provide services to meet the needs of the RV Community.

3,470 votes YES (89%)

411 votes NO (11%)

Issue #4 Article VI – FMCA Numbered Identification Emblems

~~FMCA Numbered Identification Emblems~~

~~The FMCA Emblem is a horizontal, oval design at the center of which is a vintage Flexible motor coach design surrounded by the words "Family Motor Coach Assoc."~~

PROPOSER'S RATIONALE:

A redesign or modification of the emblem/logo should not need to go through the involved process of changing the Constitution and Bylaws. The removal of this section and language specifying an emblem design should be able to be accomplished in accord with procedures outlined in Article X (Amending the Constitution).

3,248 votes YES (84%)

631 votes NO (16%)

You can obtain an updated copy of the Constitution by visiting FMCA.com.



Updated Contact Information

There have been some changes to the contact information relating to the FMCA Assist benefit. All of the same great coverage is still in place, the only change is to the number used for assistance. The updated contact numbers for medical referrals, evacuation, repatriation, vehicle return or other services are listed below.

Inside the US – [800-794-3109](tel:800-794-3109)

Canada – [800-795-2399](tel:800-795-2399)

Outside US Collect – [312-935-9209](tel:312-935-9209)

MedAssist-USA@AXA-Assistance.us

Be sure to also download and print an updated travel identification card via your [online account](#) or by clicking here https://www.fmca.com/pdfs/FMCAAssist_ID_Card.pdf.

Sincerely,

Aaron White


Director Of Membership

I hope to see you at the FMCA's 108th International Convention in Tucson, March 20 – 23, 2024
Have you ordered your tumbler or T-Shirts for the convention?

Shirley



Happy Valentine's Day



Valentine's Day, also called **Saint Valentine's Day** or the **Feast of Saint Valentine**,^[1] is celebrated annually on February 14. It originated as a Christian [feast day](#) honoring a [martyr](#) named [Valentine](#) and through later folk traditions, it has also become a significant cultural, religious and commercial celebration of [romance](#) and love in many regions of the world.

There are a number of martyrdom stories associated with various Saint Valentines connected to February 14, including an account of the imprisonment of Saint [Valentine of Rome](#) for ministering to Christians [persecuted under the Roman Empire](#) in the third century. According to an early tradition, Saint Valentine restored sight to the blind daughter of his jailer. Numerous later additions to the legend have better related it to the theme of love: tradition maintains that Saint Valentine performed weddings for Christian soldiers who were forbidden to marry by the Roman emperor; an 18th-century embellishment to the legend claims he wrote the jailer's daughter a letter signed "Your Valentine" as a farewell before his execution.

The 8th-century [Gelasian Sacramentary](#) recorded the celebration of the Feast of Saint Valentine on February 14. The day became associated with romantic love in the 14th and 15th centuries when notions of [courtly love](#) flourished, apparently by association with the "[lovebirds](#)" of early spring. In 18th-century England, it grew into an occasion for couples to express their love for each other by presenting flowers, offering confectionery, and sending greeting cards (known as "valentines"). Valentine's Day symbols that are used today include the heart-shaped outline, doves, and the figure of the winged [Cupid](#). In the 19th century, handmade cards gave way to mass-produced greetings. In Italy, [Saint Valentine's keys](#) are given to lovers "as a romantic symbol and an invitation to unlock the giver's heart", as well as to children to ward off [epilepsy](#) (called Saint Valentine's Malady).^[13]

Saint Valentine's Day is not a public holiday in any country, although it is an official feast day in the Anglican Communion^[14] and the Lutheran Church.^[15] Many parts of the Eastern Orthodox Church also celebrate Saint Valentine's Day on July 6 in honor of Roman presbyter Saint Valentine, and on July 30 in honor of [Hieromartyr](#) Valentine, the Bishop of Interamna (modern [Terni](#)).



Happy Valentines Day

Ron Woodworth and Larry Morrison – Kokopelli Newsletter Editors