

THREADED ROD

LOW CARBON

- Easily cut to desired length.
- Chamfered ends; clean, sharp threads.
- Excellent for a wide variety of fastening applications including tie-downs, jig fixtures, structural fastening, forming, bracing, hanging, wall mounting, and anchoring.



USS THREAD			
J&B #	SIZE	THREAD	LENGTH
38377		6/32	3'
38378		8/32	3'
13165	3/16	10/24	3'
13166	1/4	1/4-20	3'
13167	5/16	5/16-18	3'
13168	3/8	3/8-16	3'
13169	7/16	7/16-14	3'
13170	1/2	1/2-13	3'
13171	9/16	9/16-12	3'
13172	5/8	5/8-11	3'
13173	3/4	3/4-10	3'
13174	7/8	7/8-9	3'
13175	1	1-8	3'
38419	1-1/8	1-1/8-7	3'
38420	1-1/4	1-1/4-7	3'
13178	1-1/2	1-1/2-6	3'

SAE THREAD			
J&B #	SIZE	THREAD	LENGTH
13203	3/16	10/32	3'
13204	1/4	1/4-28	3'
13205	5/16	5/16-24	3'
13206	3/8	3/8-24	3'
13207	7/16	7/16-20	3'
13208	1/2	1/2-20	3'
13209	9/16	9/16-18	3'
13210	5/8	5/8-18	3'
13211	3/4	3/4-16	3'

*** ALL THREADED ROD:

MUST ORDER A REASONABLE QUANTITY ASSORTED IN ORDER TO SHIP UPS.

USS THREAD			
J&B #	SIZE	THREAD	LENGTH
24223	1/4	1/4-20	6'
24224	5/16	5/16-18	6'
24225	3/8	3/8-16	6'
24227	1/2	1/2-13	6'
24228	5/8	5/8-11	6'
24230	3/4	3/4-10	6'
24231	7/8	7/8-9	6'
24232	1	1-8	6'

THREADED ROD

B-7 ALLOY

Yellow Zinc Plated

- Ideal for pressure vessels, valves, flanges, and fittings in high temperature applications.
- Minimum tensile strength is 125,000 psi.
- B-7 rod meets ASTM-A193 specification.
- Temperature range - 150°F. to +1100°F.
- Easily cut to desired length.
- Chamfered ends; clean, sharp threads. Chrome-Moly Heat Treated.



USS THREAD		
J&B #	SIZE	LENGTH
24856	1/4-20	3'
24857	5/16-18	3'
24849	3/8-16	3'
24850	7/16-14	3'
24851	1/2-13	3'
24854	9/16-12	3'
24852	5/8-11	3'
24853	3/4-10	3'
24855	7/8-9	3'
24863	1-8	3'
13159	1-1/8-7	3'
13160	1-1/4-7	3'
13161	1-3/8-6	3'
13162	1-1/2-6	3'

SAE THREAD		
J&B #	SIZE	LENGTH
24845	1/4-28	3'
24847	5/16-24	3'
24858	3/8-24	3'
24859	7/16-20	3'
24860	1/2-20	3'
13212	9/16-18	3'
24861	5/8-18	3'
24862	3/4-16	3'
24848	7/8-14	3'
24864	1-14	3'

METRIC ROD

- Low carbon. Plain finish.
- Chamfered ends; clean, sharp threads.

COARSE THREAD		
J&B #	SIZE	LENGTH
25500	5mm x .80	1 meter
25501	6mm x 1.00	1 meter
25502	8mm x 1.25	1 meter
25503	10mm x 1.50	1 meter
25504	12mm x 1.75	1 meter
25506	14mm x 2.00	1 meter
25507	16mm x 2.00	1 meter
25508	18mm x 2.50	1 meter

LEFT HAND ROD

- Low carbon. Zinc Blue.
- Chamfered ends; clean, sharp threads.
- Excellent for a wide variety of applications including tie-downs, jig fixtures, structural fastening, forming, bracing, hanging, wall mounting, and anchoring.

COARSE THREAD		
J&B #	SIZE	LENGTH
25510	1/4-20	3'
25511	5/16-18	3'
25512	3/8-16	3'
25513	1/2-13	3'
25514	5/8-11	3'
25515	3/4-10	3'

THREADED ROD

STAINLESS



J&B #	SIZE	LENGTH	QTY
24868	1/4-20	3'	EA
24869	5/16-18	3'	EA
24870	3/8-16	3'	EA
24871	7/16-14	3'	EA
24872	1/2-13	3'	EA
24873	5/8-11	3'	EA
24874	3/4-10	3'	EA

- 18-8 stainless steel provides excellent corrosion resistance.
- Ideal for chemical, marine, and other environments where corrosion is a factor.
- Minimum tensile strength is 75,000 psi.

BRASS




J&B #	SIZE	LENGTH	QTY
24865	1/4-20	3'	EA
24866	5/16-18	3'	EA
24867	3/8-16	3'	EA
24880	7/16-14	3'	EA
24875	1/2-13	3'	EA

- Non magnetic material offers good corrosion resistance, especially in salt water and salt air environments.
- Minimum tensile strength is 60,000 psi.

DRILL ROD

Water Hardening



J&B #	SIZE	LENGTH	QTY
13240	1/8	3'	EA
13241	3/16	3'	EA
13242	1/4	3'	EA
13243	5/16	3'	EA
13244	3/8	3'	EA
13245	7/16	3'	EA
13246	1/2	3'	EA
13248	5/8	3'	EA
13249	3/4	3'	EA
13251	1"	3'	EA

- Fine grain, fully spheroidized, 100% decarb free, commercial grade tool steel.
- High carbon content allows it to be used without heat treatment for many maintenance applications.
- Highly polished and can be utilized without the need for further expensive grinding or polishing.
- All rods are precise and have clean cut ends.

KEYSTOCK

SQUARE KEYS

Zinc Plated

- Use to cut, file and fit your own machine keys.
- Cold drawn finish.



J&B #	SIZE	LENGTH	QTY
12581	1/8	12"	EA
25120	5/32	12"	EA
12582	3/16	12"	EA
12583	1/4	12"	EA
12584	5/16	12"	EA
12585	3/8	12"	EA
12490	7/16	12"	EA
12496	1/2	12"	EA
25122	9/16	12"	EA
12501	5/8	12"	EA
25123	3/4	12"	EA
25124	7/8	12"	EA
25125	1	12"	EA

FLAT KEYS

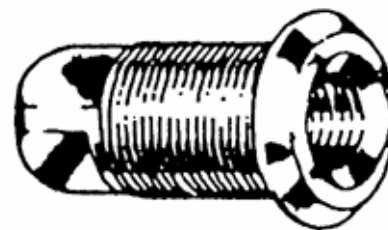


J&B #	SIZE	LENGTH	QTY
12510	1/8 x 3/16	12"	EA
12511	1/8 x 1/4	12"	EA
12512	3/16 x 1/4	12"	EA
12513	3/16 x 5/16	12"	EA
12514	3/16 x 3/8	12"	EA
12515	1/4 x 5/16	12"	EA
12516	1/4 x 3/8	12"	EA
12517	3/16 x 1/2	12"	EA
12518	1/4 x 1/2	12"	EA
12519	5/16 x 3/8	12"	EA
12520	5/16 x 1/2	12"	EA
12521	3/8 x 1/2	12"	EA

WHEEL NUTS & STUDS

INNER NUTS

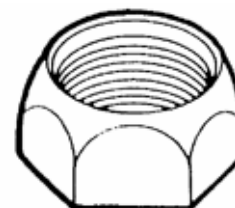
- Manufactured of alloy steel.
- Double heat treated to withstand impact loads.
- Greater resistance to shearing, snapping and stretching.



J&B #	TYPE	LENGTH	I.D.	O.D.	QTY
21757	RIGHT HAND	2-1/8	3/4-16	1-1/8-16	10
21758	LEFT HAND	2-1/8	3/4-16	1-1/8-16	10

SIMILAR TO:		
MANUFACTURER	RIGHT HAND NUT	LEFT HAND NUT
BATCO	13-3005R	13-3005L
BUDD	10708	10709
DODGE	503551	503551
EUCLID	5549R	5549L
FORD	BB1132	BB1133
G.M.	279672	279673
G.M.	2201406	3201407
G.M.	3742790	3752789
I.H.C.	41419B	41420V
MACK	M-84525	M-84526
NUTURN	W-11	W-12
WHITE	B-4919X	B4920X

OUTER NUTS



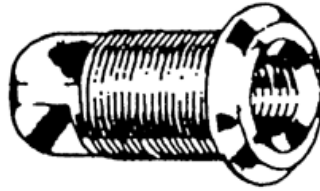
J&B #	TYPE	THREAD	HEX SIZE	QTY
21759	RIGHT HAND	1-1/8-16	1-1/2	10
21760	LEFT HAND	1-1/8-16	1-1/2	10

SIMILAR TO:		
MANUFACTURER	RIGHT HAND NUT	LEFT HAND NUT
ALCOA	5552R	5552L
BATCO	13-3012R	13-30121
BUDD	B-37891	37892E
DODGE	585194	585195
EUCLID	5552R	5552L
FORD	BB1134	BB1135
G.M.C.	279670	279671
I.H.C.	83155H	83156H
MACK	21AX95	21AX96
NATURN	W-13	W-14
WHITE	300249	300248



WHEEL NUTS & STUDS

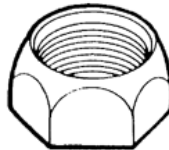
ALUMINUM INNER NUTS



J&B #	TYPE	LENGTH	I.D.	O.D.	QTY
46010	RIGHT HAND	2-1/8	3/4-16	1-1/8-16	10
46011	LEFT HAND	2-1/8	3/4-16	1-1/8-16	10

SIMILAR TO:		
MANUFACTURER	RIGHT HAND NUT	LEFT HAND NUT
ALCOA	5988R	5988L
BATCO	13-3026R	13-3026L
EUCLID	5988R	5988L

OUTER NUTS



J&B #	TYPE	THREAD	HEX SIZE	QTY
46012	RIGHT HAND	1-1/8-16	1-1/2	10
46013	LEFT HAND	1-1/8-16	1-1/2	10

SIMILAR TO:		
MANUFACTURER	RIGHT HAND NUT	LEFT HAND NUT
BATCO	13-3055R	13-3055L
EUCLID	5996R	5996L

WHEEL NUTS

TWO PIECE FLANGE WHEEL NUTS FOR HUB PILOT MOUNT SYSTEMS



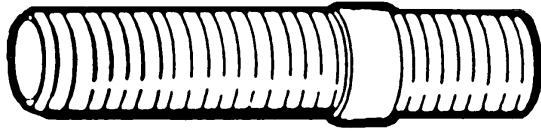
J&B #	THREAD	HEX	HEIGHT	QTY
46025	M22-1.5	M33	M32	20
46027	M22-1.5	M38	M35	20

46025 SIMILAR TO:	
MANUFACTURER	PART #
BUDD	106333
DAYTON	13-3052
BWP	M3203
EUCLID	6000
LELAND	W498

46027 SIMILAR TO:	
MANUFACTURER	PART #
MOTOR WHEEL	88881
DAYTON	13-3050
BWP	M3207
EUCLID	5991
LELAND	W492

WHEEL NUTS & STUDS

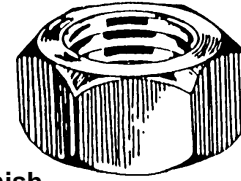
SPOKE WHEEL STUDS



- Grade 8 and plated finish.

J&B #	DIA. & THREAD	LENGTH	QTY
11261	5/8-11 x 5/8-11	2-3/4	5
11262	3/4-10 x 3/4-10	3	5
11265	3/4-10 x 3/4-10	3	25

SPOKE WHEEL NUTS



- Plated finish.

J&B #	THREAD	HEX SIZE	QTY
8286	5/8-11	1 1/16	25
8287	3/4-10	1-1/4	20


A563C (Grade 5 equivalent)
Suitable for a325 Applications
144M PSI proofload

SIMILAR TO:				
MANUFACTURER	5/8 STUD	3/4 STUD	5/8 NUT	3/4 NUT
BATCO	13-6002	13-6005	13-8003	13-8004
BWP			M-43	M-45
DAYTON	6654	8411	5149	5713
DODGE			513796	1194113
EUCLID	4958	5706	4962	4963
G.M.C.			659535	2066640
I.H.C.			189445R1	54491R1
LELAND			W-7	W-8
MACK				261SZ78
NUTURN	W-5	W-246	W-7	W-8
WEBB			74611	74710
WHITE			328382	A13817X

Heavy Nuts (A536A)
located on page 27

STUDS

- Use on: wheels, manifolds, flanges, base plates,
- mounts, drive gears and general purpose.
- Grade 5 medium carbon heat treated steel.



J&B #	DIAMETER & THREAD	LENGTH	QTY
11215	5/16 USS x 5/16 USS	2	10
11219	3/8 SAE x 3/8 USS	1-3/4	10
11221	3/8 SAE x 3/8 USS	2	10
11222	3/8 USS x 3/8 USS	2	10
11223	3/8 SAE x 3/8 USS	3	10
11230	7/16 SAE x 7/16 USS	2-1/2	10
11241	1/2 SAE x 1/2 USS	2	10
11254	5/8 SAE x 5/8 USS	2-5/8	10
* 11261	5/8 USS x 5/8 USS	2-3/4	5
* 11262	3/4 USS x 3/4 USS	3	5
* 11265	3/4 USS x 3/4 USS	3	25

* Grade 8

WHEEL CHECKS



Wheel-Checks and how they work

Wheel-Checks are a loose wheel nut indicator that can identify a loose wheel nut with a simple visual inspection.

When the wheel nuts are properly torqued to specs, the wheel-checks are then placed on the wheel nuts in a uniform pattern.

The way the wheel-check system works is once a wheel nut has loosened, the wheel-check will become out of sequence. It will be visible when the driver does his walk around check.

Brake or bearing problems

Wheel-checks are also heat sensitive. If there is a binding brake or seized bearing, the heat is transferred through the stud and nut. If this temperature exceeds 120 C (248F), the wheel-check will start to blister around the circumference and eventually start to distort.

10 Reasons to use wheel-checks

1. Provides a simple, visual means of confirming proper wheel torque in seconds.
2. Reduce your risk of wheel detachment accidents.
3. Lower your maintenance costs by eliminating unnecessary retorquing.
4. Quickly identify a hot wheel possibly caused by bearing failure or brake drag.
5. Decrease equipment downtime.
6. Facilitates official roadside inspections.
7. Clearly visible at night and in bad weather.
8. Easy to install.
9. Costs only a few dollars per wheel.
10. Pays for itself in just one avoided retorquing procedure.

Installation procedures

1. Torque wheel nuts to proper specifications.
2. Ensure correct size by measuring nut from flat to flat.
3. Place one wheel-check over each nut with the collar closest to the nut. Push with both thumbs or a socket flushed to the wheel.
4. For disc wheel, point the point to the center of following stud (photo 1).
5. For other wheel types (spoke pattern), point indicators towards the hub (photo 2).



Photo 1



Photo 2

WHEEL CHECKS



J&B #	LETTER	NUT SIZES		QTY
V46016	O	3/4	19.0 MM	100
V46002	E	13/16	20.5 MM	100
<i>**Ford courier vans</i>				
V46003	I	27/32	20.8 MM	100
<i>**Ford 2001- 350, 450, 550 NEW</i>				
V46004	C	7/8	22.0 MM	100
<i>**Smaller courier units & GMC flanged cap of flat nut</i>				
V46005	M	15/16	23.8 MM	100
V46006	G	1"	25.0 MM	100
<i>**Curb side courier units</i>				
V46007	D	1-1/16	27.0 MM	100
<i>**Some school buses, courier units & Ford tapered nut</i>				
V46008	N	1-1/8	28.0 MM	100
<i>**Inverted flange for some school buses</i>				
V46009	K	1-3/16	30.0 MM	100
<i>**European trailers</i>				
46014	F	1-1/4	31.0 MM	100
<i>**Heavy duty trailers-spoke wheel style</i>				
46015	B	1-5/16	33.0 MM	100
<i>**Budd Uni-mount-10 stud hub piloted wheel & GM buses</i>				
V46037	A	1-1/2	37.5 MM	100
<i>**Truck with older rounded nuts</i>				
46017	AA	1-1/2	38.1 MM	100
<i>**Motor wheel-8 stud hub piloted wheel & cone locknut</i>				
V46022	J	1-3/4	44.0 MM	100
<i>**Construction & off road vehicles</i>				

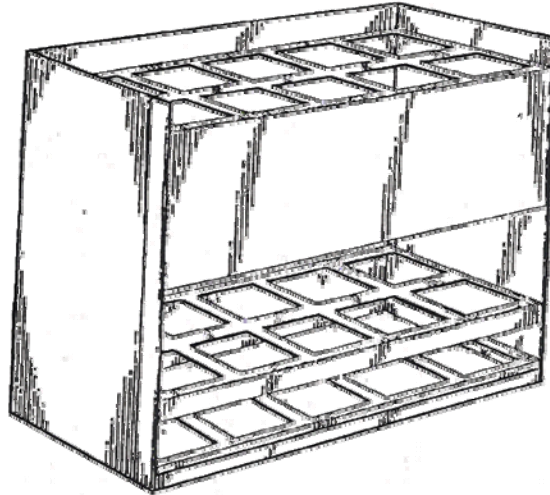
TRUCK WHEEL GUARDS

- Wheel-guard is a nylon separator plate, approximately .03” thick. It is placed between the hub or drum and the wheel, and/or between two wheels on a dual application.
- The wheel guard is highly recommended in several applications where corrosion and/or wear has been identified as a problem.
- Both aluminum and steel wheels can benefit from wheel guard.
- Stops rust, scale, corrosion and electrolysis on disc wheels.



J&B #	APPLICATION	HOLES	BOLT CIRCLE	I.D.	QTY
46019	FOR WHEELS USING 1-1/8” AND 7/8” DIA. STUDS (STUD PILOT)	10	11-1/4	8-13/16	10
46021	FOR WHEELS USING 22 MM DIA. STUDS “UNIMOUNT” (HUB PILOT)	10	285.75 MM	8-13/16	10
46023	FOR WHEELS USING 22 MM DIA. STUDS “MOTOR WHEEL” (HUB PILOT)	8	275 MM	8-13/16	10

ROD ASSORTMENTS



THREADED ROD



DRILL ROD



2058 LO - CARBON THREADED ROD		
PART NO.	SIZE	QUANTITY
13165	10 - 24	3
13166	1/4 - 20	4
13167	5/16 - 18	4
13168	3/8 - 16	4
13169	7/16 - 14	2
13170	1/2 - 13	2
13172	5/8 - 11	1

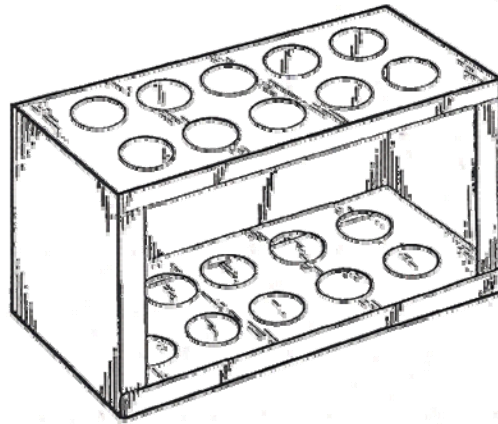
2059 WATER HARDENED DRILL ROD		
PART NO.	SIZE	QUANTITY
13240	1/8	1
13241	3/16	1
13242	1/4	1
13243	5/16	1
13244	3/8	1
13246	1/2	1

2097 STAINLESS STEEL THREADED ROD		
PART NO.	SIZE	QUANTITY
24868	1/4 - 20	1
24869	5/16 - 18	1
24870	3/8 - 16	1
24871	7/16 - 14	1
24872	1/2 - 13	1
24873	5/8 - 11	1

2096 B - 7 ALLOY THREADED ROD		
PART NO.	SIZE	QTY
24856	1/4 - 20	4
24857	5/16 - 18	4
24849	3/8 - 16	4
24850	7/16 - 14	2
24851	1/2 - 13	2
24852	5/8 - 11	1
24853	3/4 - 10	1



KEYSTOCK ASSORTMENTS



SQUARE KEYSTOCK



RECTANGULAR KEYSTOCK



2056 SQUARE KEYSTOCK		
PART NO.	SIZE	QUANTITY
12582	3/16	3
12583	1/4	3
12584	5/16	3
12585	3/8	3
12490	7/16	2
12496	1/2	2
12501	5/8	2
25123	3/4	2
25124	7/8	1
25125	1	1

2057 RECTANGULAR KEYSTOCK		
PART NO.	SIZE	QUANTITY
12511	1/8 x 1/4	2
12512	3/16 x 1/4	2
12514	3/16 x 3/8	2
12515	1/4 x 5/16	2
12516	1/4 x 3/8	2
12517	3/16 x 1/2	2
12518	1/4 x 1/2	2
12519	5/16 x 3/8	2
12520	5/16 x 1/2	2
12521	3/8 x 1/2	2

