





218 Central Road , Fredricksburg, VA 22401  
 Phone: (540) 371-2170 Fax: (540) 371-2174  
 www.fortressdoorco.com


## DOOR ELEVATION SHEET



**V = VISION**  
 W \_\_\_ X H \_\_\_  
 \_\_\_" TOP  
 \_\_\_" SIDE



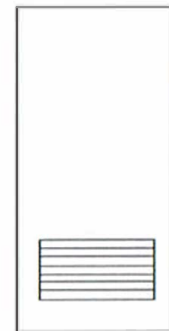
**NV = NARROW VISION**  
 W \_\_\_ X H \_\_\_  
 \_\_\_" TOP  
 \_\_\_" SIDE



**HG = HALF GLASS**  
 W \_\_\_ X H \_\_\_  
 \_\_\_" TOP  
 \_\_\_" SIDES



**FG = FULL GLASS**  
 W \_\_\_ X H \_\_\_  
 \_\_\_" TOP  
 \_\_\_" SIDES



**LV = LOUVER**  
 W \_\_\_ X H \_\_\_  
 \_\_\_" BOTTOM  
 \_\_\_" SIDES



**D = DUTCH**  
 \_\_\_" TOP LEAF  
 \_\_\_" BOTTOM LEAF




**F = FLUSH**




**ELEVATION** \_\_\_



**ELEVATION** \_\_\_



**ELEVATION** \_\_\_



**ELEVATION** \_\_\_

NOTE: All Lite/Louver cutouts must maintain 6" minimum from any edge of door including hardware cutouts to meet warranty and labeling requirements. Be sure that margins do not conflict with any surface applied hardware.

<b>DATE:</b>	<b>REVISIONS:</b>	<b>BY:</b>	<b>JOB NAME:</b>	<b>DATE:</b>	<b>SHEET #</b> ___
			<b>DRAWN BY:</b>		<b>OF</b> # ___
			<b>CONTRACT/JOB#:</b>		