

## BRASS TAGS




MFG #	SIZE	PACKAGE	EZ #
1KT	1-1/4"	100	035621
2KT	1"	100	035622
3KT	3/4"	100	035623

## TUBULAR SWITCH LOCKS

C

- Single pole single throw
- Used for low voltage application like garage door openers and alarm systems
- Length is 1-1/4"
- Brushed chrome finish
- Stocked keyed different
- Supplied with leads




GSW1203  
GSW1211

MFG #	TYPE	KEY REMOVES	EZ #
GSW1203 26 11KA S2D323QA	Maintained	Off/On	035613
GSW1203 26 11 KD	Maintained	Off/On	035614
GSW1211 26KD	Momentary	Off	035615

## "T" & "L" HANDLES

- Stocked in nickel plated brass
- Mounting holes 1-1/2" on centre
- 5 disc tumblers with 100 combinations



L110

T305

T308

MFG #	MOUNTING	KEYING	EZ #
<b>L HANDLE</b>			
L110KA 549	Back Fastening	KA 549	085221
L110KD	Back Fastening	KD	085220
<b>T HANDLE</b>			
T305KA 549	Through Bolt	KA 549	085223
T305KD	Through Bolt	KD	085222
T308KD	Back Fastening With Post	KD	085224

### DISC TUMBLER 'L' HANDLES



**C8754**



**C8759**



**C8756**

- Application: Right handed or left handed doors for metal lockers and cabinets
- 3" threaded spindles can be cut to fit specific requirements
- Operation: Key removable in both locked and unlocked positions, 90° counter clockwise to open
- Includes mounting hardware
- Keys units use D8785 or 1069N key blank

MFG #	FASTENING	KEYING	EZ #
C8754 26D KA C415A	Back	KA C415A	027272
C8754 26D KD	Back	KD	011335
C8756 2C	3 Point Latch Plate		027273
C8759 26D KD	Thru Bolt	KD	011340



### DISC TUMBLER CAM LOCKS



**C8051**



**C8052**



**C8060**



**P4005412**

- Application: For drawers, right handed or left handed doors
- 'C80' series are packed with spur washers & trim washers
- Operation: Key removable in both locked and unlocked positions
- All stocked nickel plated

MFG #	LENGTH	MATERIAL MAX	KEYING	EZ #
C8051 14A KA C415A	7/16"	7/64"	KA C415A	101774
C8051 14A KD	7/16"	7/64"	KD	027211
C8052 14A KA C415A	5/8"	15/64"	KA C415A	027214
C8052 14A KD	5/8"	15/64"	KD	011235
C8053 14A KA C415A	1-3/16"	7/8"	KA C415A	027218
C8053 14A KA C420A	1-3/16"	7/8"	KA C420A	051836
C8053 14A KD	1-3/16"	7/8"	KD	027219
C8054 14A KA C346A	15/16"	5/8"	KA C346A	027221
C8054 14A KA C415A	15/16"	5/8"	KA C415A	027222
C8054 14A KD	15/16"	5/8"	KD	011241
C8055 14A 346A	1-7/16"	1-1/8"	KA C346A	036413
C8055 14A KA C415A	1-7/16"	1-1/8"	KA C415A	027223
C8055 14A KD	1-7/16"	1-1/8"	KD	027224

MFG #	LENGTH	MATERIAL MAX	KEYING	EZ #
C8060 14A KA C415A	1-3/4"	1-7/16"	KA C415A	028097
C8060 14A KD	1-3/4"	1-7/16"	KD	011246
P4005412KA151	5/8"	—	KA 151 MK	036776
P4005412KA153	5/8"	—	KA 153 MK	036778
P4005412KA155	5/8"	—	KA 155 MK	036780
P4005412KA156	5/8"	—	KA 156 MK	036781
P4005412KD	5/8"	—	KD MK	036775
P4005432 A155	1-1/8"	—	KA 155 MK	036794
P4005432 A156	1-1/8"	—	KA 156 MK	036795
P4005432KA151	1-1/8"	—	KA 151 MK	036790
P4005432KD	1-1/8"	—	KD MK	036789
P40555302KA152	3/8"	—	KA 152 MK	036770

# MISCELLANEOUS

## CURVED SHIMS, DOOR LOCK SUPPORT, SECRET GATE LATCH, CABINET HANDLES


### CURVED SHIMS



- Facilitates removing a plug from a cylinder when the original keys are not available
- Package of 25

MFG #	EZ #
SCS25	026438

### SECRET GATE LATCH

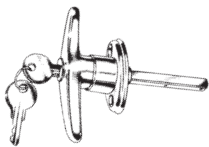


- For dutch door applications and counters
- Case size is 2" x 2-3/8" with 3/4" strike

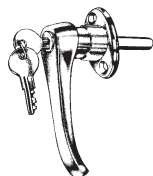
MFG #	EZ #
H600 NP	035159

M

### CABINET HANDLES - 'T' & 'L'



220



221

- Handles can be used for a variety applications including storage cabinets, locking containers, truck caps & garage doors

MFG #	TYPE	FINISH	FASTENING	CENTERS	EZ #
220AC	T	Silver	Back	1-1/2"	039809
220B	T	Black	Thru-Bolt	1-1/2"	039810
220C	T	Silver	Thru-Bolt	1-1/2"	039811
221C	L	Silver	Thru-Bolt	1-3/4"	039812