

Block of the Month for January 2020

Block W of Piecing

White Fabric:

1. Cut 3 of A (one triangle will not be used but save it)
2. Cut of B (three triangles will be left over save them)
3. Cut one of F
4. Cut 3 of H
5. Cut one of K
6. Cut one of L
7. Cut one of M
8. Cut one of P

Brown fabrics

Use just one brown fabric for the following cuts.....OR multiple brown fabrics for the following cuts. You decide how plain or colorful your block will be.

1. Cut 2 of A
2. Cut one of C
3. Cut one of F
4. Cut one of G
5. Cut 2 of H
6. Cut 3 of I
7. Cut one of J
8. Cut one of O
9. Cut one of N

Green Fabric:

1. Cut one of P

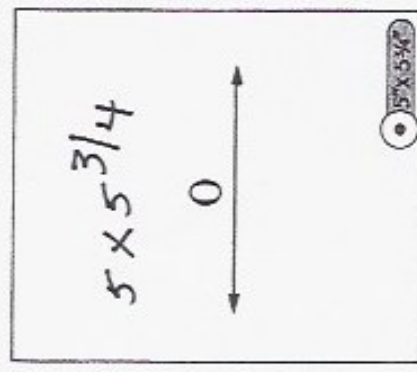
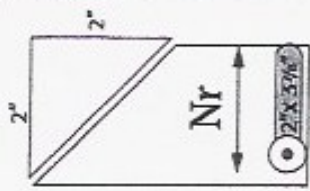
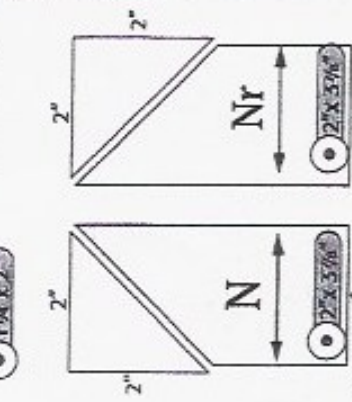
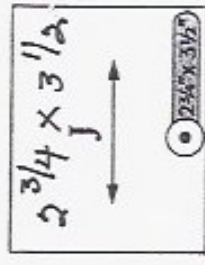
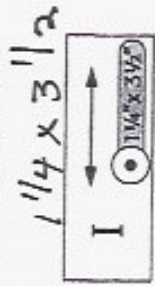

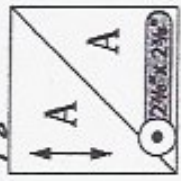
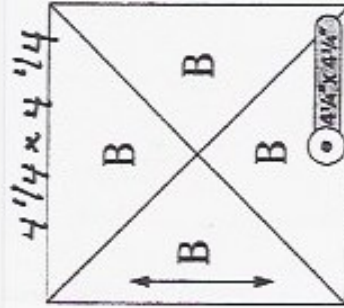
DUE: February 8, 2020. Yes, you have TWO months to complete this block.

Size: 11"x 11 1/2"

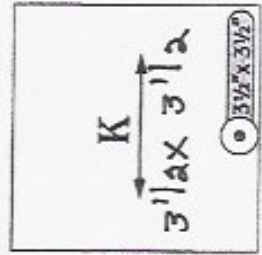
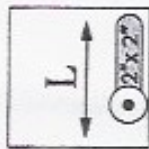
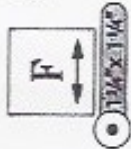
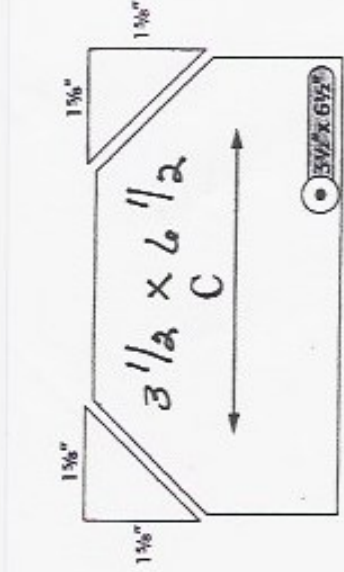
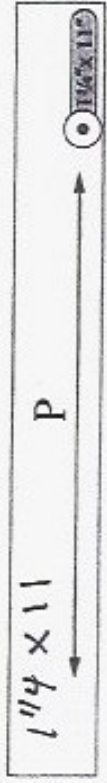
Fat Quarter: Orange and red

* * We will NOT USE Nr for Block W.
Elizabeth will give tutorial after show
and tell.
Merry Christmas and Happy Hanukkah




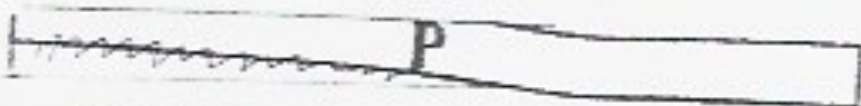
Align arrows with lengthwise or crosswise grain of fabric.



2 x 3 7/8



0



Block W Piecing

