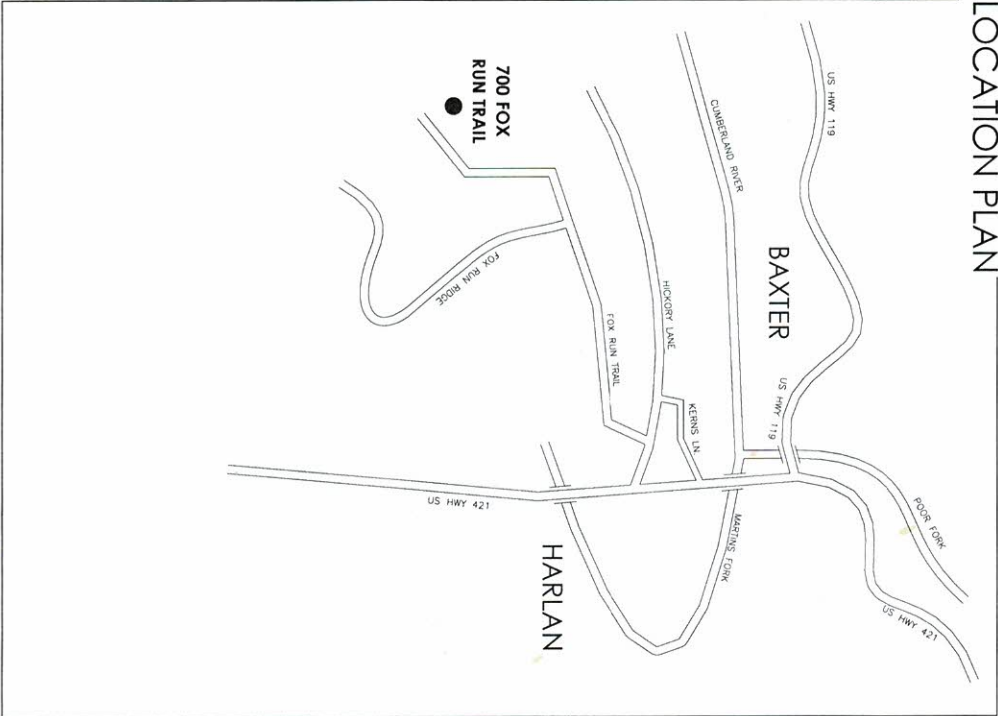


NEW RESIDENCE
BROOK LOVING
700 FOX RUN TRAIL
BAXTER, KY 40806

FALCONNIER


LOCATION PLAN



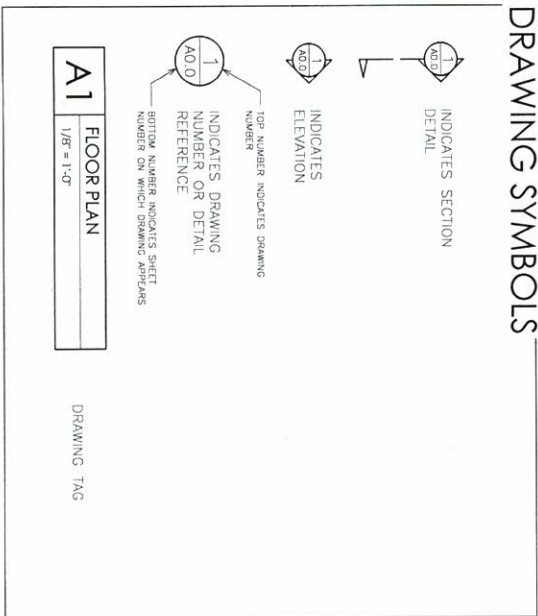
DESIGN PROFESSIONALS

ARCHITECT:
DAMON A. FALCONNIER, NCARB
4622 CHAMBLESS AVE.
KNOXVILLE, TN 37919
PH: 865.584.7868
FX: 865.584.3139
falcoesco@gmail.com

MATERIAL INDICATIONS



DRAWING SYMBOLS



DRAWING INDEX

COVER SHEET & PROJECT DATA
G-100 GENERAL NOTES & SPECIFICATIONS
AC-100 SITE PLAN
D-100 DEMOLITION PLAN
A-100 FOUNDATION PLAN
A-101 BASEMENT REFLECTED CEILING PLAN
A-102 1st FLOOR FRAMING PLAN
A-105 1st FLOOR REFLECTED CEILING PLAN
A-110 1st FLOOR & LOW ROOF FRAMING PLAN
A-115 2nd FLOOR & LOW ROOF FRAMING PLAN
A-120 2nd FLOOR REFLECTED CEILING PLAN
A-121 HIGH ROOF FRAMING PLAN & ROOF PLAN
A-130 ELEVATIONS
A-200 ELEVATIONS
A-201 ELEVATIONS
A-202 ELEVATIONS
A-300 BUILDING SECTION
A-301 BUILDING SECTIONS
A-302 LONGITUDINAL BUILDING SECTION
A-303 BUILDING SECTION
A-304 SECTION DETAILS
A-310 FOUNDATION DETAILS
A-311 TRUSS DIAGRAMS
A-320 DOOR & WINDOW SCHEDULES, LARGE DOOR DETAILS, & WINDOW DETAILS
A-400 DOOR DETAILS
A-401

ISSUE RECORD

ISSUE	DATE	REV	DESCRIPTION	SHEET NO.
0.1	07/09/25	~	OWNER REVIEW	ALL
1	07/28/25	~	SEALED COPY	ALL

NEW RESIDENCE

BROOK LOVING
700 FOX RUN TRAIL
BAXTER, KY 40806

COVER SHEET & PROJECT DATA


AS INSTRUMENTS OF SERVICE, THESE DRAWINGS AND THE DESIGN REPRESENTED BY THEM ARE THE PROPERTY OF FALCONNIER AND AS SUCH ARE NOT TO BE REPRODUCED OR COPIED IN ANY MANNER WITHOUT WRITTEN CONSENT FROM FALCONNIER. ANY VIOLATION OF THIS AGREEMENT WILL BE SUBJECT TO LEGAL ACTION.

DRAWN BY: DEX/GHF
CHECKED BY: DAF
DESIGNED: 07/28/25
REVISION(S):

FILE: 2024-051

G-100

FALCONNIER
4422 Champlain Avenue
Montreal, Quebec H3A 2A1
Phone 514.384.7848
Fax 514.384.3197
info@falconnier.com
© 2024 Falconnier Inc.



NEW RESIDENCE

BROOKLOING
700 FOX RUN TRAIL
BAKTER, NY 40806

SITE PLAN

AS INSTRUMENT OF SERVICE, THESE
DRAWINGS AND THE DESIGN REPRESENTED BY
THEM ARE THE PROPERTY OF FALCONNIER
ARCHITECTS INC. AND ARE TO BE USED ONLY
FOR THE PROJECT AND SITE SPECIFICALLY
IDENTIFIED ON THESE DRAWINGS. NO PART
HEREOF MAY BE REPRODUCED OR TRANSMITTED
IN ANY FORM OR BY ANY MEANS, WITHOUT
WRITTEN CONSENT FROM FALCONNIER
ARCHITECTS INC. ANY VIOLATION OF THIS
USE WILL BE SUBJECT TO LEGAL ACTION.

DRAWN BY: DRK/GHF
CHECKED BY: DMF
ISSUED: 07/28/25
REVISION(S):

FILE: 2024-051

A1 SITE PLAN
1" = 20'-0"

AC100

6

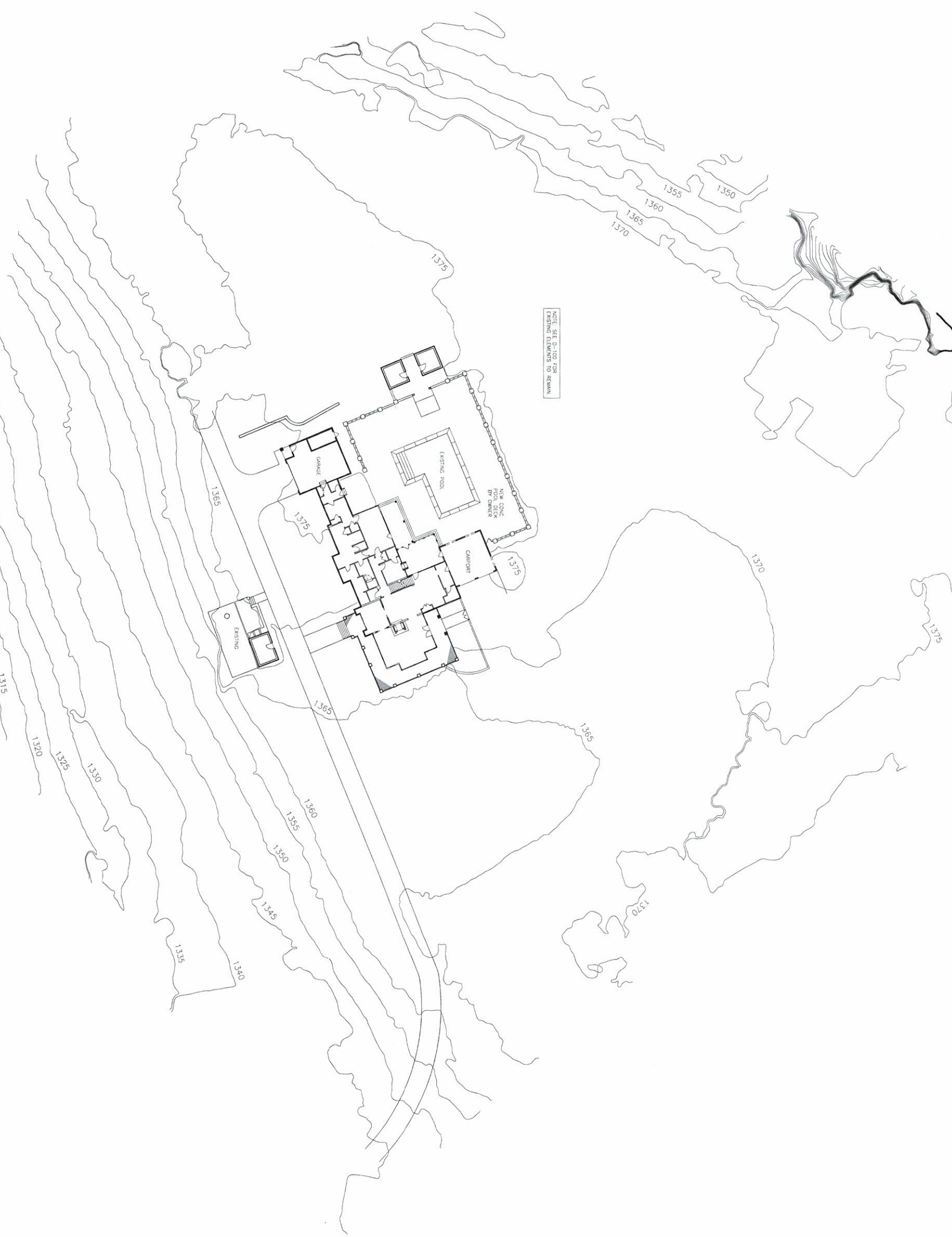
5

4

3

2

1





NEW RESIDENCE

BROOK LOVING
700 FOX RUN TRAIL
BAXTER, KY 40806

DEMOLITION PLAN

AS INSTRUMENTS OF SERVICE, THESE DRAWINGS AND THE DESIGN REPRESENTED BY THEM ARE THE PROPERTY OF DAMON A. FALCONER AND AS SUCH ARE PROTECTED BY STATE AND FEDERAL COPYRIGHT LAWS. REPRODUCTION OR USE OF THESE DRAWINGS OTHER THAN FOR THE PROJECT INTENDED WITHOUT WRITTEN CONSENT FROM DAMON A. FALCONER IS PROHIBITED. UNAUTHORIZED USE WILL BE SUBJECT TO LEGAL ACTION.

DRAWN BY:	DRK/GHF
CHECKED BY:	DAF
ISSUED:	07/28/25
REVISION(S):	

FILE: 2024

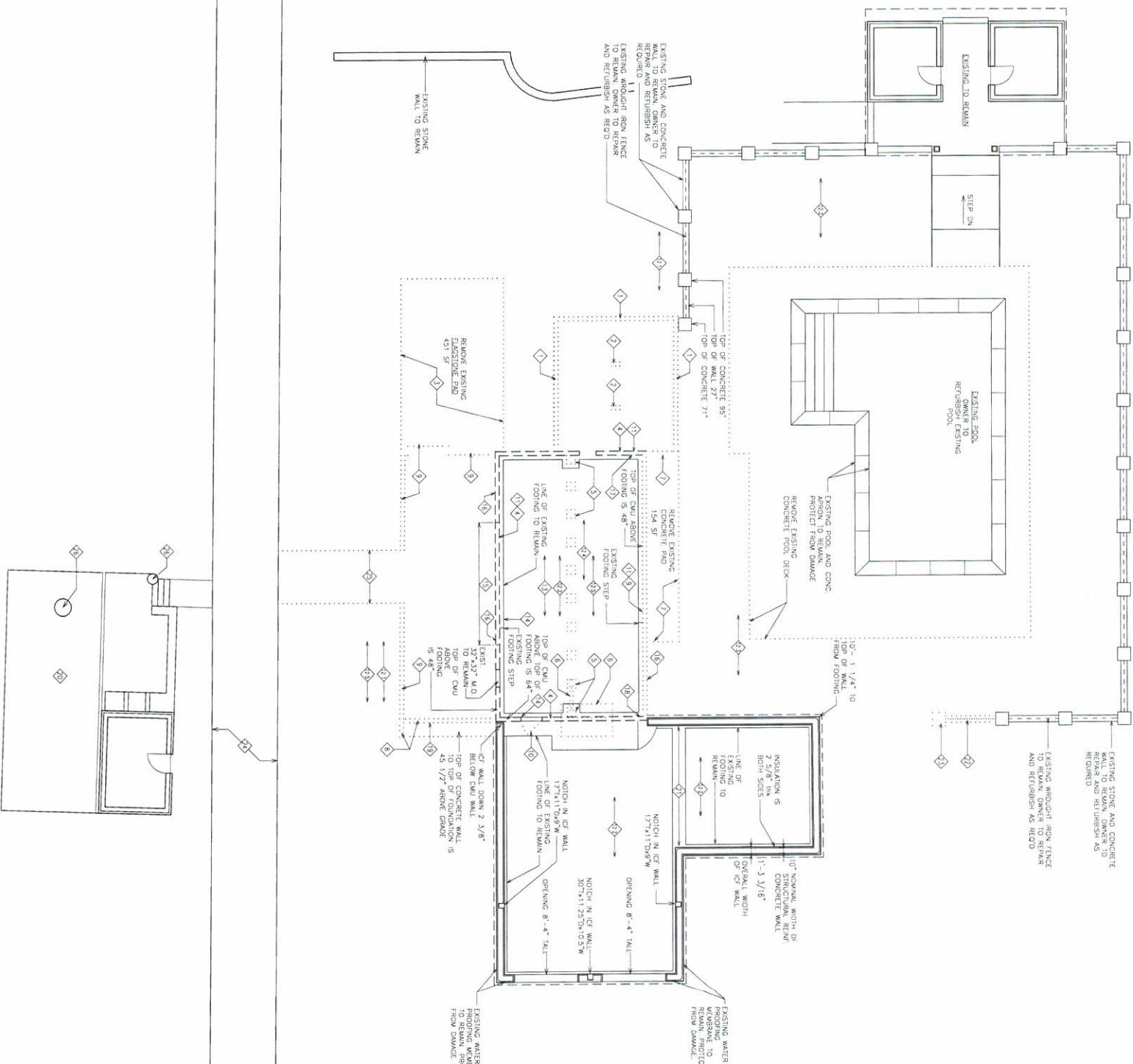
D-100

GENERAL DEMOLITION CONDITIONS

[illegible]

DEMOLITION PLAN NOTES

- [illegible]



- ALL WALLS ARE TO BE REINFORCED HORIZONTALLY WITH D.I.R.-O. (OR EQUIV.) TRUSS TYPE REINFORCING IN EVERY OTHER WORKING BED (16" O.C. VERTICALLY) REINFORCING TO BE 2" WIDER THAN NOMINAL WALL THICKNESS. THIS IS TYPICAL FOR ALL MASONRY WALL SIZES, TYPES AND HEIGHTS.
- VERTICAL BARS ARE TO BE PLACED AS CLOSE TO THE CENTER OF EACH CHAU CELL AS POSSIBLE AND PLACEMENT MAINTAINED AS CELLS ARE FILLED SOLID WITH MORTAR.

- [illegible]

INDICATES COLUMN OR PIER FOOTING. NUMBERS INDICATED SIZE AND DEPTH - SEE DETAILS.

24x24x10

INDICATES THICKENED SLAB UNDER NESTED STUDS OR LOAD BEARING WALLS. 12" DEEP (INCLUDING SLAB THICKNESS) TYP - SEE DETAILS.

INDICATES CONTINUOUS SPREAD FOOTING BELOW FOUNDATION WALL, 24" WIDE (MINIMUM) (+8" WIDER THAN WALL ON BOTH SIDES) - SEE DETAILS

- [illegible]

1. THE FOUNDATION OUTSIDE THE FOUNDATION SHALL BE BACKFILLED WITH SOIL THAT IS FREE OF ORGANIC MATERIAL, CONSTRUCTION DEBRIS, COBBLES AND BouldERS OR WITH A CONTROLLED LOW-STRENGTH MATERIAL. THE BACK FILL SHALL BE PLACED IN LIFT AND COMPACTED IN A MANNER THAT DOES NOT DAMAGE THE FOUNDATION OR THE WATERPROOFING OR DAMPROOFING MATERIALS.
2. THE FOUNDATION SHALL BE EXCAVATED TO A MINIMUM OF 20 INCHES BELOW THE FINISHED GRADE. THE EXCAVATION SHALL BE SLOPED AT A MINIMUM OF ONE HORIZONTAL TO TWO VERTICAL. THE SLOPE SHALL BE SLOPED MAN TO 20 UNITS HORIZONTAL FOR A VERTICAL DISTANCE OF 10 FEET MEASURED PERPENDICULAR TO THE FACE OF THE WALL.

[illegible]

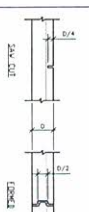
1. CODE REQUIREMENT: 1 S.F. OF VENT./150 S.F. OF CRAWL SPACE.
2. 8"x16" VENTS PROVIDE 0.88 S.F. OR 1 PER 150 S.F. OF CRAWL SPACE.
3. DUE TO SIZE AND SHAPE OF CRAWL SPACE, MECHANICAL VENTILATION CONTROLLED WITH HUMIDISTAT IS RECOMMENDED. (DESIGN PROVIDED BY OWNER.)

1200mm

60mm

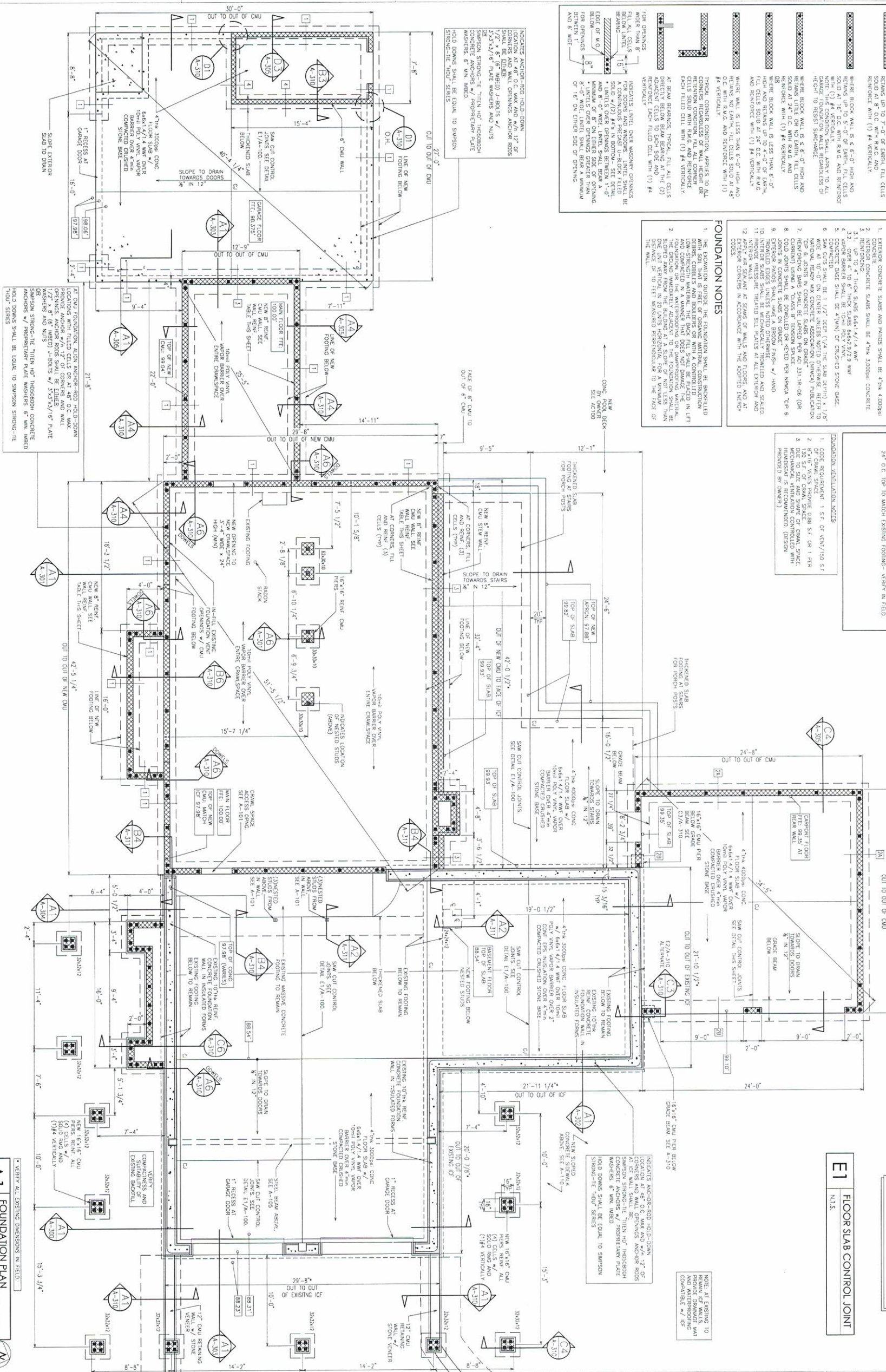
600mm

1:20



FLOOR SLAB CONTROL JOINT
N.T.S.

NOTE: AT EXISTING T
REMAIN ICE WALLS



- VERIFY ALL EXISTING DIMENSIONS IN FIELD.

FILE: 2024-05

BROOK LOVING
700 FOX RUN TRAIL
BAXTER, KY 40600

NEW RESIDENCE

FALCONNIER

4622 Chambliss Avenue
Knoxville, TN 37919
Phone 865.584.7868
Fax 865.584.3139
toldesco@gmail.com
© copyright 2025

forbesco@gmail.com
© November 2025

DRAWINGS AND THE DESIGN REPRESENTED BY THEM ARE THE PROPERTY OF DAON A. FALCONER AND AS SUCH ARE PROTECTED BY STATE AND FEDERAL COPYRIGHT LAWS. REPRODUCTION OR USE OF THESE DRAWINGS OTHER THAN FOR THE PROJECT INTENDED WITHOUT WRITTEN CONSENT FROM DAON A. FALCONER IS PROHIBITED. UNAUTHORIZED USE WILL BE SUBJECT TO LEGAL ACTION.

DRAWN BY:	DRK/CHF
CHECKED BY:	DAF
ISSUED:	07/28/25
REVISION(S):	

FILE:	2024-05
-------	---------

[illegible][illegible][illegible]

**BROOK LOVING
700 FOX RUN TRAIL
BAXTER, KY 40806**

AS INSTRUMENTS OF SERVICE, THESE DRAWINGS AND THE DESIGN REPRESENTED THEREON ARE THE PROPERTY OF DAWSON A. FALCONNER AND AS SUCH ARE PROTECTED BY STATE AND FEDERAL COPYRIGHT LAWS. REPRODUCTION OR USE OF THESE DRAWINGS OTHER THAN FOR THE PROJECT INTENDED WITHOUT WRITTEN CONSENT FROM DAWSON A. FALCONNER IS PROHIBITED UNLAWFUL/ILLEGAL USE WILL BE SUBJECT TO LEGAL ACTION.

AS INSTRUMENTS OF SERVICE, THESE DRAWINGS AND THE DESIGN REPRESENTED THEREON ARE THE PROPERTY OF DAWSON A. FALCONNER AND AS SUCH ARE PROTECTED BY STATE AND FEDERAL COPYRIGHT LAWS. REPRODUCTION OR USE OF THESE DRAWINGS OTHER THAN FOR THE PROJECT INTENDED WITHOUT WRITTEN CONSENT FROM DAWSON A. FALCONNER IS PROHIBITED UNLAWFUL/ILLEGAL USE WILL BE SUBJECT TO LEGAL ACTION.

FILE:	2024-09
-------	---------

A-101

FALCONNIER

4422 Cherokee Avenue
Knoxville, TN 37919
Phone 865.584.7848
Fax 865.584.7850
info@falconnier.com
© copyright 2023



NEW RESIDENCE

BROOK LOVING
700 FOX RUN TRAIL
BAYTER KY 40006

BASEMENT
REFLECTED
CEILING PLAN

AS INSTRUMENTS OF SERVICE, THESE
DIMENSIONS AND THE DESIGN REPRESENTED BY
FALCONNIER AND AS SUCH ARE PROTECTED
BY STATE AND FEDERAL COPYRIGHT LAWS.
NO PART OF THIS DOCUMENT MAY BE
REPRODUCED OR TRANSMITTED IN ANY
FORM OR BY ANY MEANS, ELECTRONIC
OR MECHANICAL, INCLUDING PHOTOCOPYING,
RECORDING, OR BY ANY INFORMATION
SYSTEM, WITHOUT PERMISSION IN WRITING
FROM FALCONNIER. VIOLATION OF THESE
TERMS WILL BE SUBJECT TO LEGAL ACTION.

DRAWN BY: DBK/GHF
CHECKED BY: DAF
ISSUED: 07/28/25
REVISION(S):

FILE: 2024-051

A1 BASEMENT REFLECTED CEILING PLAN

1/4" = 1'-0"

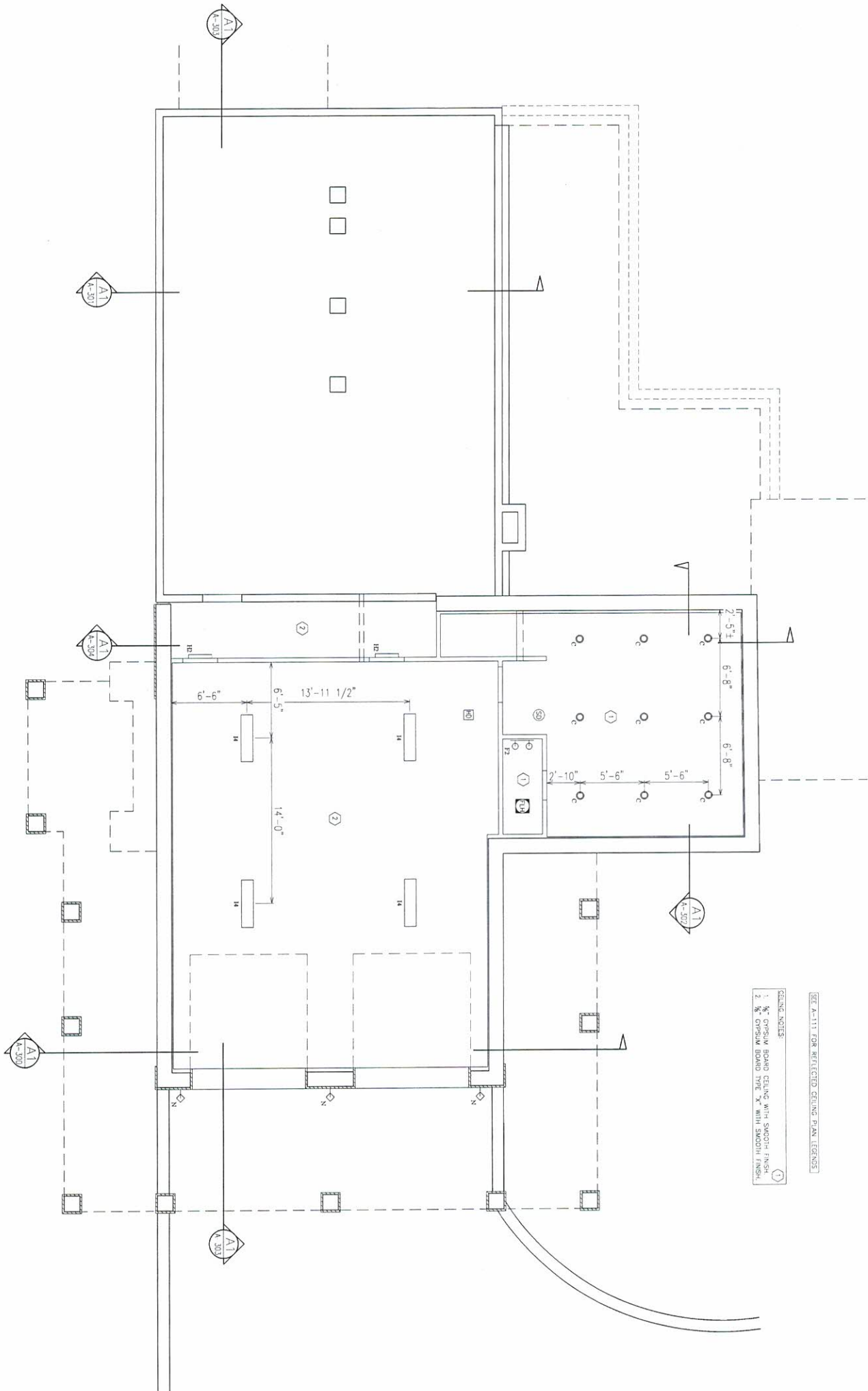


A-102

SEE A-111 FOR REFLECTED CEILING PLAN (ELECTS)

CEILING NOTES

1. 1/2" OVSUM BOARD CEILING WITH SMOOTH FINISH
2. 1/2" OVSUM BOARD TYPE 'X' WITH SMOOTH FINISH



6

5

4

3

2

1

- WINDOW NOTES**
1. WINDOW SIZES BASED ON 1/4" SCALE. SEE SCHEDULE SHEET A-601 FOR WINDOW SIZES. IF WINDOW SIZES DO NOT MATCH, SEE SCHEDULE SHEET A-601 FOR WINDOW SIZES. IF WINDOW SIZES DO NOT MATCH, SEE SCHEDULE SHEET A-601 FOR WINDOW SIZES.
 2. WINDOW SIZES BASED ON 1/4" SCALE. SEE SCHEDULE SHEET A-601 FOR WINDOW SIZES. IF WINDOW SIZES DO NOT MATCH, SEE SCHEDULE SHEET A-601 FOR WINDOW SIZES.
 3. WINDOW SIZES BASED ON 1/4" SCALE. SEE SCHEDULE SHEET A-601 FOR WINDOW SIZES. IF WINDOW SIZES DO NOT MATCH, SEE SCHEDULE SHEET A-601 FOR WINDOW SIZES.
 4. WINDOW SIZES BASED ON 1/4" SCALE. SEE SCHEDULE SHEET A-601 FOR WINDOW SIZES. IF WINDOW SIZES DO NOT MATCH, SEE SCHEDULE SHEET A-601 FOR WINDOW SIZES.

- WINDOW EGRESS NOTES**
1. WINDOW EGRESS NOTES. SEE SCHEDULE SHEET A-601 FOR WINDOW EGRESS NOTES. IF WINDOW EGRESS NOTES DO NOT MATCH, SEE SCHEDULE SHEET A-601 FOR WINDOW EGRESS NOTES.
 2. WINDOW EGRESS NOTES. SEE SCHEDULE SHEET A-601 FOR WINDOW EGRESS NOTES. IF WINDOW EGRESS NOTES DO NOT MATCH, SEE SCHEDULE SHEET A-601 FOR WINDOW EGRESS NOTES.
 3. WINDOW EGRESS NOTES. SEE SCHEDULE SHEET A-601 FOR WINDOW EGRESS NOTES. IF WINDOW EGRESS NOTES DO NOT MATCH, SEE SCHEDULE SHEET A-601 FOR WINDOW EGRESS NOTES.
 4. WINDOW EGRESS NOTES. SEE SCHEDULE SHEET A-601 FOR WINDOW EGRESS NOTES. IF WINDOW EGRESS NOTES DO NOT MATCH, SEE SCHEDULE SHEET A-601 FOR WINDOW EGRESS NOTES.

- DOOR NOTES**
1. DOOR NOTES. SEE SCHEDULE SHEET A-601 FOR DOOR NOTES. IF DOOR NOTES DO NOT MATCH, SEE SCHEDULE SHEET A-601 FOR DOOR NOTES.
 2. DOOR NOTES. SEE SCHEDULE SHEET A-601 FOR DOOR NOTES. IF DOOR NOTES DO NOT MATCH, SEE SCHEDULE SHEET A-601 FOR DOOR NOTES.
 3. DOOR NOTES. SEE SCHEDULE SHEET A-601 FOR DOOR NOTES. IF DOOR NOTES DO NOT MATCH, SEE SCHEDULE SHEET A-601 FOR DOOR NOTES.
 4. DOOR NOTES. SEE SCHEDULE SHEET A-601 FOR DOOR NOTES. IF DOOR NOTES DO NOT MATCH, SEE SCHEDULE SHEET A-601 FOR DOOR NOTES.

- FLOOR PLAN NOTES**
1. FLOOR PLAN NOTES. SEE SCHEDULE SHEET A-601 FOR FLOOR PLAN NOTES. IF FLOOR PLAN NOTES DO NOT MATCH, SEE SCHEDULE SHEET A-601 FOR FLOOR PLAN NOTES.
 2. FLOOR PLAN NOTES. SEE SCHEDULE SHEET A-601 FOR FLOOR PLAN NOTES. IF FLOOR PLAN NOTES DO NOT MATCH, SEE SCHEDULE SHEET A-601 FOR FLOOR PLAN NOTES.
 3. FLOOR PLAN NOTES. SEE SCHEDULE SHEET A-601 FOR FLOOR PLAN NOTES. IF FLOOR PLAN NOTES DO NOT MATCH, SEE SCHEDULE SHEET A-601 FOR FLOOR PLAN NOTES.
 4. FLOOR PLAN NOTES. SEE SCHEDULE SHEET A-601 FOR FLOOR PLAN NOTES. IF FLOOR PLAN NOTES DO NOT MATCH, SEE SCHEDULE SHEET A-601 FOR FLOOR PLAN NOTES.

- EXTERIOR WALL TYPES**
- | | |
|-----|------------------------|
| 1 | EXTERIOR WALL TYPE 1 |
| 2 | EXTERIOR WALL TYPE 2 |
| 3 | EXTERIOR WALL TYPE 3 |
| 4 | EXTERIOR WALL TYPE 4 |
| 5 | EXTERIOR WALL TYPE 5 |
| 6 | EXTERIOR WALL TYPE 6 |
| 7 | EXTERIOR WALL TYPE 7 |
| 8 | EXTERIOR WALL TYPE 8 |
| 9 | EXTERIOR WALL TYPE 9 |
| 10 | EXTERIOR WALL TYPE 10 |
| 11 | EXTERIOR WALL TYPE 11 |
| 12 | EXTERIOR WALL TYPE 12 |
| 13 | EXTERIOR WALL TYPE 13 |
| 14 | EXTERIOR WALL TYPE 14 |
| 15 | EXTERIOR WALL TYPE 15 |
| 16 | EXTERIOR WALL TYPE 16 |
| 17 | EXTERIOR WALL TYPE 17 |
| 18 | EXTERIOR WALL TYPE 18 |
| 19 | EXTERIOR WALL TYPE 19 |
| 20 | EXTERIOR WALL TYPE 20 |
| 21 | EXTERIOR WALL TYPE 21 |
| 22 | EXTERIOR WALL TYPE 22 |
| 23 | EXTERIOR WALL TYPE 23 |
| 24 | EXTERIOR WALL TYPE 24 |
| 25 | EXTERIOR WALL TYPE 25 |
| 26 | EXTERIOR WALL TYPE 26 |
| 27 | EXTERIOR WALL TYPE 27 |
| 28 | EXTERIOR WALL TYPE 28 |
| 29 | EXTERIOR WALL TYPE 29 |
| 30 | EXTERIOR WALL TYPE 30 |
| 31 | EXTERIOR WALL TYPE 31 |
| 32 | EXTERIOR WALL TYPE 32 |
| 33 | EXTERIOR WALL TYPE 33 |
| 34 | EXTERIOR WALL TYPE 34 |
| 35 | EXTERIOR WALL TYPE 35 |
| 36 | EXTERIOR WALL TYPE 36 |
| 37 | EXTERIOR WALL TYPE 37 |
| 38 | EXTERIOR WALL TYPE 38 |
| 39 | EXTERIOR WALL TYPE 39 |
| 40 | EXTERIOR WALL TYPE 40 |
| 41 | EXTERIOR WALL TYPE 41 |
| 42 | EXTERIOR WALL TYPE 42 |
| 43 | EXTERIOR WALL TYPE 43 |
| 44 | EXTERIOR WALL TYPE 44 |
| 45 | EXTERIOR WALL TYPE 45 |
| 46 | EXTERIOR WALL TYPE 46 |
| 47 | EXTERIOR WALL TYPE 47 |
| 48 | EXTERIOR WALL TYPE 48 |
| 49 | EXTERIOR WALL TYPE 49 |
| 50 | EXTERIOR WALL TYPE 50 |
| 51 | EXTERIOR WALL TYPE 51 |
| 52 | EXTERIOR WALL TYPE 52 |
| 53 | EXTERIOR WALL TYPE 53 |
| 54 | EXTERIOR WALL TYPE 54 |
| 55 | EXTERIOR WALL TYPE 55 |
| 56 | EXTERIOR WALL TYPE 56 |
| 57 | EXTERIOR WALL TYPE 57 |
| 58 | EXTERIOR WALL TYPE 58 |
| 59 | EXTERIOR WALL TYPE 59 |
| 60 | EXTERIOR WALL TYPE 60 |
| 61 | EXTERIOR WALL TYPE 61 |
| 62 | EXTERIOR WALL TYPE 62 |
| 63 | EXTERIOR WALL TYPE 63 |
| 64 | EXTERIOR WALL TYPE 64 |
| 65 | EXTERIOR WALL TYPE 65 |
| 66 | EXTERIOR WALL TYPE 66 |
| 67 | EXTERIOR WALL TYPE 67 |
| 68 | EXTERIOR WALL TYPE 68 |
| 69 | EXTERIOR WALL TYPE 69 |
| 70 | EXTERIOR WALL TYPE 70 |
| 71 | EXTERIOR WALL TYPE 71 |
| 72 | EXTERIOR WALL TYPE 72 |
| 73 | EXTERIOR WALL TYPE 73 |
| 74 | EXTERIOR WALL TYPE 74 |
| 75 | EXTERIOR WALL TYPE 75 |
| 76 | EXTERIOR WALL TYPE 76 |
| 77 | EXTERIOR WALL TYPE 77 |
| 78 | EXTERIOR WALL TYPE 78 |
| 79 | EXTERIOR WALL TYPE 79 |
| 80 | EXTERIOR WALL TYPE 80 |
| 81 | EXTERIOR WALL TYPE 81 |
| 82 | EXTERIOR WALL TYPE 82 |
| 83 | EXTERIOR WALL TYPE 83 |
| 84 | EXTERIOR WALL TYPE 84 |
| 85 | EXTERIOR WALL TYPE 85 |
| 86 | EXTERIOR WALL TYPE 86 |
| 87 | EXTERIOR WALL TYPE 87 |
| 88 | EXTERIOR WALL TYPE 88 |
| 89 | EXTERIOR WALL TYPE 89 |
| 90 | EXTERIOR WALL TYPE 90 |
| 91 | EXTERIOR WALL TYPE 91 |
| 92 | EXTERIOR WALL TYPE 92 |
| 93 | EXTERIOR WALL TYPE 93 |
| 94 | EXTERIOR WALL TYPE 94 |
| 95 | EXTERIOR WALL TYPE 95 |
| 96 | EXTERIOR WALL TYPE 96 |
| 97 | EXTERIOR WALL TYPE 97 |
| 98 | EXTERIOR WALL TYPE 98 |
| 99 | EXTERIOR WALL TYPE 99 |
| 100 | EXTERIOR WALL TYPE 100 |

- GRAPHIC LEGEND**
- | | |
|-----|--------------------|
| 1 | GRAPHIC LEGEND 1 |
| 2 | GRAPHIC LEGEND 2 |
| 3 | GRAPHIC LEGEND 3 |
| 4 | GRAPHIC LEGEND 4 |
| 5 | GRAPHIC LEGEND 5 |
| 6 | GRAPHIC LEGEND 6 |
| 7 | GRAPHIC LEGEND 7 |
| 8 | GRAPHIC LEGEND 8 |
| 9 | GRAPHIC LEGEND 9 |
| 10 | GRAPHIC LEGEND 10 |
| 11 | GRAPHIC LEGEND 11 |
| 12 | GRAPHIC LEGEND 12 |
| 13 | GRAPHIC LEGEND 13 |
| 14 | GRAPHIC LEGEND 14 |
| 15 | GRAPHIC LEGEND 15 |
| 16 | GRAPHIC LEGEND 16 |
| 17 | GRAPHIC LEGEND 17 |
| 18 | GRAPHIC LEGEND 18 |
| 19 | GRAPHIC LEGEND 19 |
| 20 | GRAPHIC LEGEND 20 |
| 21 | GRAPHIC LEGEND 21 |
| 22 | GRAPHIC LEGEND 22 |
| 23 | GRAPHIC LEGEND 23 |
| 24 | GRAPHIC LEGEND 24 |
| 25 | GRAPHIC LEGEND 25 |
| 26 | GRAPHIC LEGEND 26 |
| 27 | GRAPHIC LEGEND 27 |
| 28 | GRAPHIC LEGEND 28 |
| 29 | GRAPHIC LEGEND 29 |
| 30 | GRAPHIC LEGEND 30 |
| 31 | GRAPHIC LEGEND 31 |
| 32 | GRAPHIC LEGEND 32 |
| 33 | GRAPHIC LEGEND 33 |
| 34 | GRAPHIC LEGEND 34 |
| 35 | GRAPHIC LEGEND 35 |
| 36 | GRAPHIC LEGEND 36 |
| 37 | GRAPHIC LEGEND 37 |
| 38 | GRAPHIC LEGEND 38 |
| 39 | GRAPHIC LEGEND 39 |
| 40 | GRAPHIC LEGEND 40 |
| 41 | GRAPHIC LEGEND 41 |
| 42 | GRAPHIC LEGEND 42 |
| 43 | GRAPHIC LEGEND 43 |
| 44 | GRAPHIC LEGEND 44 |
| 45 | GRAPHIC LEGEND 45 |
| 46 | GRAPHIC LEGEND 46 |
| 47 | GRAPHIC LEGEND 47 |
| 48 | GRAPHIC LEGEND 48 |
| 49 | GRAPHIC LEGEND 49 |
| 50 | GRAPHIC LEGEND 50 |
| 51 | GRAPHIC LEGEND 51 |
| 52 | GRAPHIC LEGEND 52 |
| 53 | GRAPHIC LEGEND 53 |
| 54 | GRAPHIC LEGEND 54 |
| 55 | GRAPHIC LEGEND 55 |
| 56 | GRAPHIC LEGEND 56 |
| 57 | GRAPHIC LEGEND 57 |
| 58 | GRAPHIC LEGEND 58 |
| 59 | GRAPHIC LEGEND 59 |
| 60 | GRAPHIC LEGEND 60 |
| 61 | GRAPHIC LEGEND 61 |
| 62 | GRAPHIC LEGEND 62 |
| 63 | GRAPHIC LEGEND 63 |
| 64 | GRAPHIC LEGEND 64 |
| 65 | GRAPHIC LEGEND 65 |
| 66 | GRAPHIC LEGEND 66 |
| 67 | GRAPHIC LEGEND 67 |
| 68 | GRAPHIC LEGEND 68 |
| 69 | GRAPHIC LEGEND 69 |
| 70 | GRAPHIC LEGEND 70 |
| 71 | GRAPHIC LEGEND 71 |
| 72 | GRAPHIC LEGEND 72 |
| 73 | GRAPHIC LEGEND 73 |
| 74 | GRAPHIC LEGEND 74 |
| 75 | GRAPHIC LEGEND 75 |
| 76 | GRAPHIC LEGEND 76 |
| 77 | GRAPHIC LEGEND 77 |
| 78 | GRAPHIC LEGEND 78 |
| 79 | GRAPHIC LEGEND 79 |
| 80 | GRAPHIC LEGEND 80 |
| 81 | GRAPHIC LEGEND 81 |
| 82 | GRAPHIC LEGEND 82 |
| 83 | GRAPHIC LEGEND 83 |
| 84 | GRAPHIC LEGEND 84 |
| 85 | GRAPHIC LEGEND 85 |
| 86 | GRAPHIC LEGEND 86 |
| 87 | GRAPHIC LEGEND 87 |
| 88 | GRAPHIC LEGEND 88 |
| 89 | GRAPHIC LEGEND 89 |
| 90 | GRAPHIC LEGEND 90 |
| 91 | GRAPHIC LEGEND 91 |
| 92 | GRAPHIC LEGEND 92 |
| 93 | GRAPHIC LEGEND 93 |
| 94 | GRAPHIC LEGEND 94 |
| 95 | GRAPHIC LEGEND 95 |
| 96 | GRAPHIC LEGEND 96 |
| 97 | GRAPHIC LEGEND 97 |
| 98 | GRAPHIC LEGEND 98 |
| 99 | GRAPHIC LEGEND 99 |
| 100 | GRAPHIC LEGEND 100 |

- CONTAINER**
- | | |
|-----|---------------|
| 1 | CONTAINER 1 |
| 2 | CONTAINER 2 |
| 3 | CONTAINER 3 |
| 4 | CONTAINER 4 |
| 5 | CONTAINER 5 |
| 6 | CONTAINER 6 |
| 7 | CONTAINER 7 |
| 8 | CONTAINER 8 |
| 9 | CONTAINER 9 |
| 10 | CONTAINER 10 |
| 11 | CONTAINER 11 |
| 12 | CONTAINER 12 |
| 13 | CONTAINER 13 |
| 14 | CONTAINER 14 |
| 15 | CONTAINER 15 |
| 16 | CONTAINER 16 |
| 17 | CONTAINER 17 |
| 18 | CONTAINER 18 |
| 19 | CONTAINER 19 |
| 20 | CONTAINER 20 |
| 21 | CONTAINER 21 |
| 22 | CONTAINER 22 |
| 23 | CONTAINER 23 |
| 24 | CONTAINER 24 |
| 25 | CONTAINER 25 |
| 26 | CONTAINER 26 |
| 27 | CONTAINER 27 |
| 28 | CONTAINER 28 |
| 29 | CONTAINER 29 |
| 30 | CONTAINER 30 |
| 31 | CONTAINER 31 |
| 32 | CONTAINER 32 |
| 33 | CONTAINER 33 |
| 34 | CONTAINER 34 |
| 35 | CONTAINER 35 |
| 36 | CONTAINER 36 |
| 37 | CONTAINER 37 |
| 38 | CONTAINER 38 |
| 39 | CONTAINER 39 |
| 40 | CONTAINER 40 |
| 41 | CONTAINER 41 |
| 42 | CONTAINER 42 |
| 43 | CONTAINER 43 |
| 44 | CONTAINER 44 |
| 45 | CONTAINER 45 |
| 46 | CONTAINER 46 |
| 47 | CONTAINER 47 |
| 48 | CONTAINER 48 |
| 49 | CONTAINER 49 |
| 50 | CONTAINER 50 |
| 51 | CONTAINER 51 |
| 52 | CONTAINER 52 |
| 53 | CONTAINER 53 |
| 54 | CONTAINER 54 |
| 55 | CONTAINER 55 |
| 56 | CONTAINER 56 |
| 57 | CONTAINER 57 |
| 58 | CONTAINER 58 |
| 59 | CONTAINER 59 |
| 60 | CONTAINER 60 |
| 61 | CONTAINER 61 |
| 62 | CONTAINER 62 |
| 63 | CONTAINER 63 |
| 64 | CONTAINER 64 |
| 65 | CONTAINER 65 |
| 66 | CONTAINER 66 |
| 67 | CONTAINER 67 |
| 68 | CONTAINER 68 |
| 69 | CONTAINER 69 |
| 70 | CONTAINER 70 |
| 71 | CONTAINER 71 |
| 72 | CONTAINER 72 |
| 73 | CONTAINER 73 |
| 74 | CONTAINER 74 |
| 75 | CONTAINER 75 |
| 76 | CONTAINER 76 |
| 77 | CONTAINER 77 |
| 78 | CONTAINER 78 |
| 79 | CONTAINER 79 |
| 80 | CONTAINER 80 |
| 81 | CONTAINER 81 |
| 82 | CONTAINER 82 |
| 83 | CONTAINER 83 |
| 84 | CONTAINER 84 |
| 85 | CONTAINER 85 |
| 86 | CONTAINER 86 |
| 87 | CONTAINER 87 |
| 88 | CONTAINER 88 |
| 89 | CONTAINER 89 |
| 90 | CONTAINER 90 |
| 91 | CONTAINER 91 |
| 92 | CONTAINER 92 |
| 93 | CONTAINER 93 |
| 94 | CONTAINER 94 |
| 95 | CONTAINER 95 |
| 96 | CONTAINER 96 |
| 97 | CONTAINER 97 |
| 98 | CONTAINER 98 |
| 99 | CONTAINER 99 |
| 100 | CONTAINER 100 |

NOTE: ALL INTERIOR WALLS ARE 2 1/2" STUDS, 18" O.C. UNLESS NOTED OTHERWISE.

BROOK LOVING
700 FOX RUN TRAIL
BAXTER, KY 42006

1st FLOOR PLAN

NEW RESIDENCE

FALCONNIER

4022 CHARLES AVENUE
KNOXVILLE, TN 37919
FALCONNIER ARCHITECTS
1000 SHELBY AVENUE
KNOXVILLE, TN 37919
© copyright 2025

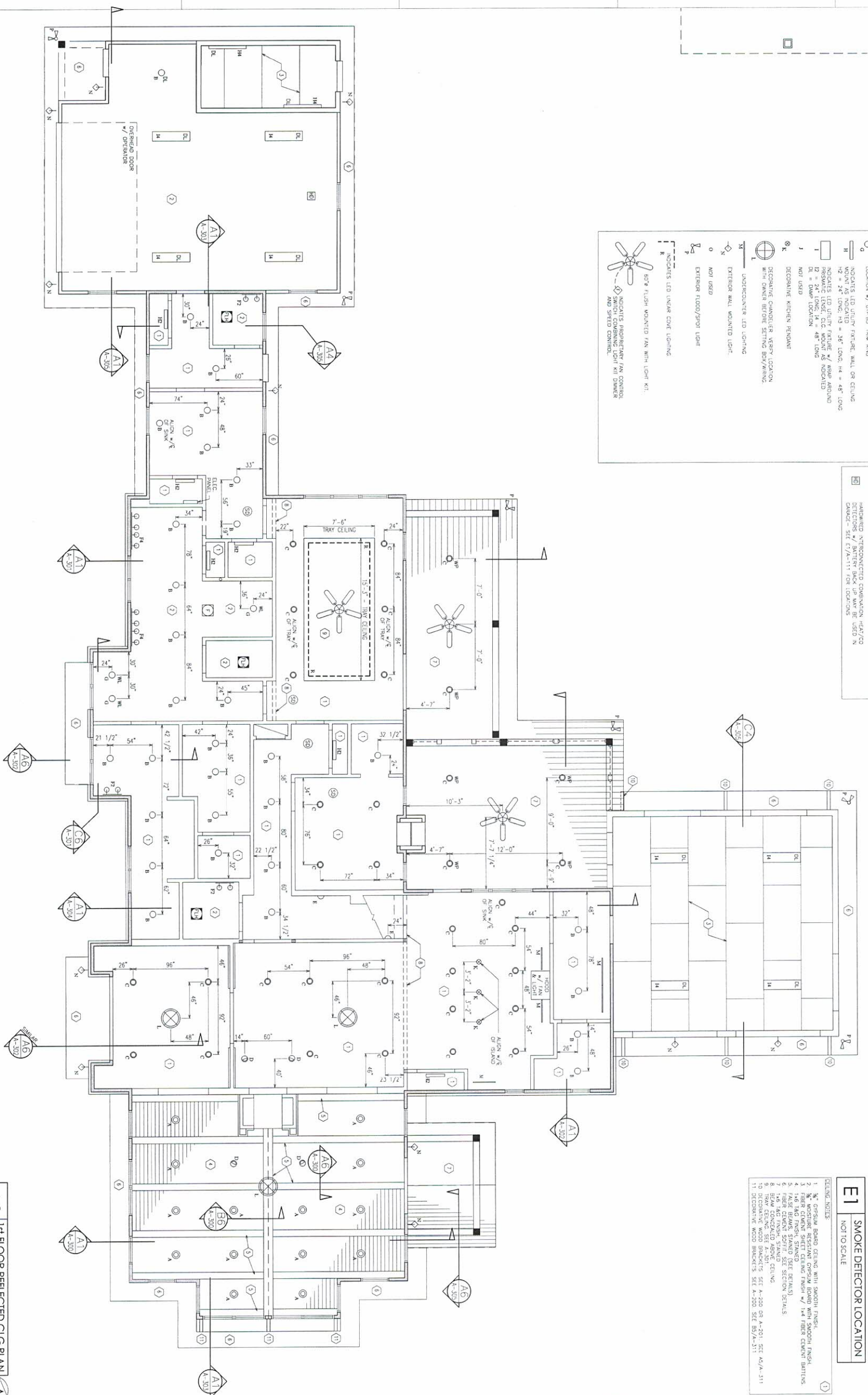


DRAWN BY: DMC/GHF
CHECKED BY: DMC
ISSUED: 07/28/25
REVISION(S):

AS NOTED, OR SERVICE, THESE
DIMENSIONS AND ELEVATIONS
SHOULD BE USED FOR THE
CONSTRUCTION OF THE PROJECT.
OTHER THAN FOR THE PROJECT
INTENDED. THE PROJECT INTENDED
USE WILL BE SUBJECT TO LOCAL ACTION.

FILE: 2024-051

A-110



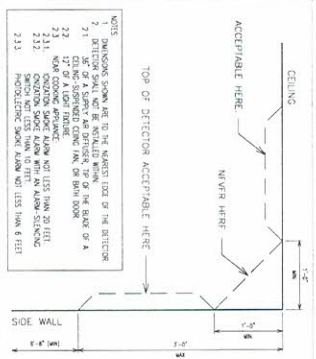
- LIGHTING LEGEND**
- DL = DOWN LOCATION
UL = UP LOCATION
WS = WEATHER PROOF
MS = MOTION SENSOR
- Q INDICATES 4" RECESSED LED CAN LIGHT #/ C/P/ BD
RW RING
- Q INDICATES 4" RECESSED LED CAN LIGHT #/ 0-10
V DIMMING DRIVER AND C/P/ BD RW RING
- Q INDICATES SMALL AIRPANEL RECESSED LED TRIANGLE
LIGHT #/ 0-10 DIMMING DRIVER AND C/P/ BD RW RING
- D INDICATES SURFACE MOUNTED LED WALL SCENE
E
- Q INDICATES 4" RECESSED LED CAN LIGHT #/ C/P/ BD
RW RING
- Q INDICATES 6" RECESSED LED CAN LIGHT WITH
LOCATION #/ C/P/ BD RW RING
- Q INDICATES 6" RECESSED LED CAN LIGHT WITH
LOCATION #/ C/P/ BD RW RING
- N INDICATES LED DUTY-FREE FUTURE WALL OR CEILING
MOUNT AS INDICATED
- N INDICATES LED DUTY-FREE FUTURE WALL OR CEILING
MOUNT AS INDICATED
- N INDICATES LED UTILITY FUTURE #/ WSP AROUND
PRESSING LENSE, C/C MOUNT AS INDICATED
- DL = DOWN LOCATION
UL = UP LOCATION
RW RING
- J NOT USED
- K DECORATIVE KITCHEN PENDANT
WITH DOWNER BEG ON SETTING BOXING
- M UNDERCOUNTER LED LIGHTING
- N EXTERIOR WALL MOUNTED LIGHT
- O NOT USED
- P EXTERIOR FLOOD/SPOT LIGHT
- R INDICATES LED LINEAR COVE LIGHTING
- K
- SO* FLUSH MOUNTED FAN WITH LIGHT KIT
- INDICATES PROPRIETARY FAN CONTROL
SWITCH COMBINING LIGHT KIT DIMMER
AND SPEED CONTROL

- [illegible]

- SMOKE DETECTORS:**
- 50 HARDWIRED INTERCONNECTED COVARIATION SMOKE/CO DETECTORS w/ BATTERY BACK UP SEE E/A-111 FOR LOCATIONS
- 51 HARDWIRED INTERCONNECTED COVARIATION HEAT/CO DETECTORS w/ BATTERY BACK UP SEE E/A-111 FOR LOCATIONS

- FAN LEGEND
- | | |
|---|---|
|  | EXHAUST FAN |
|  | COMBINATION EXHAUST FAN, LIGHT AND HEATER |
|  | COMBINATION EXHAUST FAN, LIGHT, HEATER AND SMOKE EXHAUST CONTROLS UNLESS NOTED OTHERWISE ON PLAN. |

- GENERAL ELECTRICAL NOTES:
1. PROVIDE ONE 1-PH. 400V. ELECTRICAL SERVICE WITH 47-48' 120V CIRCUIT BREAKER.
2. SELECT: ENGLISH, FRENCH, HEBREW, ARABIC, SPANISH AND EQUIPMENT NECESSARY FOR AND READABLY INSTALLED TO THE INSTALLATION OF FACILITIES SOWN ON THE DRAWINGS AND CALLED FOR HEREINAFTER.
- 2.1. GUARANTEE ALL WORK TO BE FREE FROM DEFECTS IN MATERIAL AND WORKMANSHIP FOR A PERIOD OF TWENTY (20) YEARS (AS REQUIRED BY LAM) AND PROVIDE A MAINTENANCE AND REPAIR SCHEDULE.
- 2.2. TEST ALL INSTALLED ELECTRICAL EQUIPMENT AND CORRECT ANY DEFECTS PRIOR TO SOWING OUT THE OWNER FOR ALL INSTALLED EQUIPMENT.
- 2.3. CONTROLS AND PHOTOCELLS:
3. OWNER TO REVIEW AND APPROVE THE LOCATIONS OF ALL OF THE FOLLOWING:
 - 3.1. DEDICATED RECEPTACLES
 - 3.2. SWITCHED RECEPTACLES
 - 3.3. SWITCHED RECEPTACLES WITH CIRCUIT BREAKERS
 - 3.4. SECURITY SYSTEMS, EXCEPTS ALARM SENSORS AND CAMERA LOCATIONS TO BE DETERMINED BY OWNER, PROVIDE DEDICATED CIRCUIT FOR SECURITY SYSTEM
 - 3.5. READING ROOMS IN INSULATED AREA ON TRANSFERENT SPACE TO HAVE "C"



1. $\frac{1}{2}$ " GYPSUM BOARD CEILING WITH SMOOTH FINISH.
2. $\frac{1}{2}$ " MOISTURE RESISTANT GYPSUM BOARD W/ 1/4" FIBER CEMENT BATENS.
3. FIBER CEMENT SHEET CEILING FINISH W/ 1/4" FIBER CEMENT BATENS.
4. FAST BEAMS SPANED SEE DETAILS.
5. FIBER CEMENT SPLIT SEE SECTION DETAILS.
6. $\frac{1}{2}$ " GYPSUM BOARD CEILING.
7. FIBER CEMENT SHEET CEILING FINISH W/ 1/4" FIBER CEMENT BATENS.
8. TRAY CEILING SEE DETAIL.
9. DECORATIVE WOOD BRACKETS SEE A-200 OR A-201 SEE E/A-311
10. DECORATIVE WOOD BRACKETS SEE A-200 OR A-201 SEE E/A-311

SMOKE DETECTOR LOCATION	E1
NOT TO SCALE	

NOT TO SCALE	E1
--------------	----

A1	1st FLOOR REFLECTED CLG. PLAN
	1/4" = 1'-0"

A-111

FILE:	2024-051
-------	----------

DRAWN BY:	DRK/CHF
CHECKED BY:	DAF
ISSUED:	07/28/25
REVISION(S):	

AS INSTRUMENTS OF SERVICE, THESE DEEDS AND THE DEEDS REPRESENTED BY THEM ARE THE PROPERTY OF DUCHON A FALCONNER AND AS SUCH ARE PROTECTED BY STATE AND FEDERAL COPYRIGHT LAWS. REPRODUCTION OR USE OF THESE DEEDS OTHER THAN FOR THE PROJECT INTENDED WITHOUT WRITTEN CONSENT FROM DUCHON A FALCONNER IS PROHIBITED. UNAUTHORIZED USE WILL BE SUBJECT TO LEGAL ACTION.

1st FLOOR
REFLECTED
CEILING PLAN

BROOK LOVING
700 FOX RUN TRAIL
BAXTER, KY 40806

NEW RESIDENCE




FALCONNIER
4622 Chambliss Avenue
Knoxville, TN 37919
Phone 865.584.7868
Fax 865.584.3139
falconco@gmail.com

GRAPHIC LEGEND

- A4 INDICATES DETAIL REFERENCE. TOP NUMBER IS DETAIL NUMBER. LOWER NUMBER IS SHEET ON WHICH DETAIL MAY BE FOUND.
- A1 INDICATES SECTION/ELEVATION REFERENCE. TOP NUMBER IS DETAIL NUMBER. LOWER NUMBER IS SHEET ON WHICH DETAIL MAY BE FOUND.
- CONTAINER
- 101B INDICATES ROOM NAME AND NUMBER
- 101 INDICATES DOOR NUMBER. SEE SCHEDULE SHEET A-601
- G INDICATES WINDOW NUMBER. SEE SCHEDULE SHEET A-610

FALCONNIER

4022 CHARTERS AVENUE
KNOXVILLE, TN 37919
Phone 615.584.3139
Fax 615.584.3139
falconco@gmail.com
© copyright 2025



NEW RESIDENCE

BROOK LOVING
700 FOX RUN TRAIL
BAXTER, KY 40006

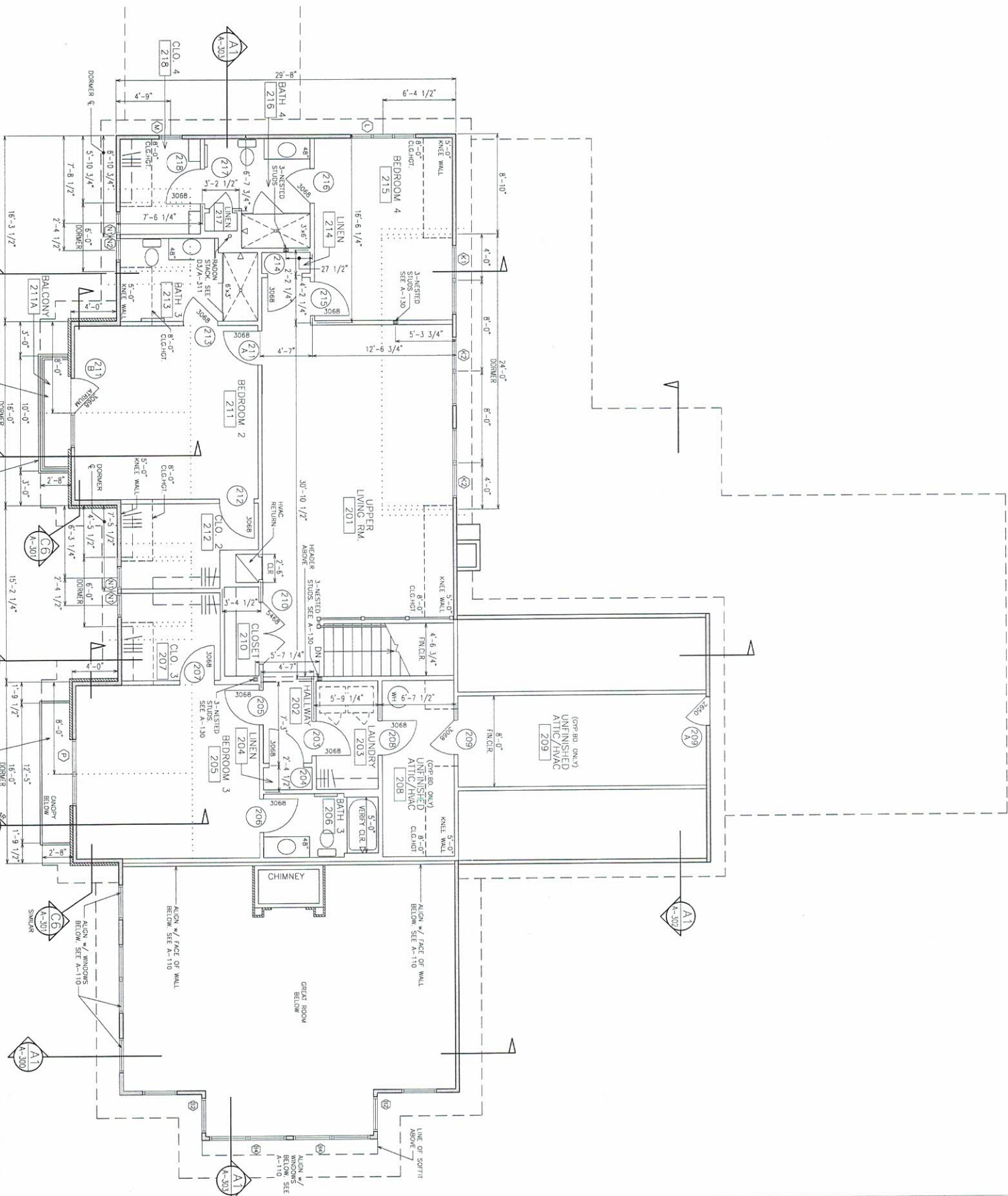
2nd FLOOR PLAN

AS INSTRUMENTS OF SERVICE, THESE DRAWINGS AND THE DESIGN REPRESENTED BY THE CONTRACTOR AND AS SUCH ARE PROTECTED BY THE ARCHITECT'S PROFESSIONAL LIABILITY INSURANCE. NO PART OF THESE DRAWINGS SHALL BE REPRODUCED OR TRANSMITTED IN ANY FORM OR BY ANY MEANS, ELECTRONIC OR MECHANICAL, INCLUDING PHOTOCOPYING, RECORDING, OR BY ANY INFORMATION STORAGE AND RETRIEVAL SYSTEM, WITHOUT THE WRITTEN PERMISSION OF THE ARCHITECT. ANY VIOLATION OF THESE TERMS SHALL BE SUBJECT TO LEGAL ACTION.

DRAWN BY: DRK/GHF
CHECKED BY: DAF
ISSUED: 07/28/25
REVISION(S):

FILE: 2024-051

A-120




A1 SECOND FLOOR PLAN

1/4" = 1'-0"

FALCONIER

4622 Chambliss Avenue
Knoxville, TN 37912
Phone 865.584.7864
Fax 865.584.3133
falderco@gmail.com
© copyright 2025



NEW RESIDENCE

BROOK LOVING
700 FOX RUN TRAIL
BAXTER, KY 40806

2nd FLOOR
REFLECTED
CEILING PLAN

AS INSTRUMENTS OF SERVICE, THESE DRAINGS AND THE DESIGN REPRESENTED BY THEM ARE THE PROPERTY OF DAON A TALCONNER AND AS SUCH ARE PROTECTED BY STATE AND FEDERAL COPYRIGHT LAWS. REPRODUCTION OR USE OF THESE DRAINGS OTHER THAN FOR THE PROJECT INTENDED WITHOUT WRITTEN CONSENT FROM DAON A TALCONNER IS PROHIBITED. UNAUTHORIZED USE WILL BE SUBJECT TO LEGAL ACTION.

DRAWN BY:	DRK/CH
CHECKED BY:	DAF
ISSUED:	07/28/20
REVISION(S):	

FILE: 2024-051

A-121

CEILING NOTES

1. 3/8" GYPSUM BOARD CEILING WITH SMOOTH FINISH.
2. 3/8" MOISTURE RESISTANT GYPSUM BOARD WITH SMOOTH FINISH.
3. 5'-0" HIGH KNEE WALL.
4. SLOPED GYP BD. CEILING w/ SMOOTH FINISH.
5. 22"x48" ATTIC ACCESS w/ PULL-DOWN STAIR.

GENERAL ELECTRICAL NOTES

- [illegible]

FAN LEGEND

- EXHAUST FAN
- COMBINATION EXHAUST FAN, LIGHT AND HEATER
UNIT. PROVIDE PROPRIETARY CONTROLS UNLESS
NOTED OTHERWISE ON PLAN

SWITCH

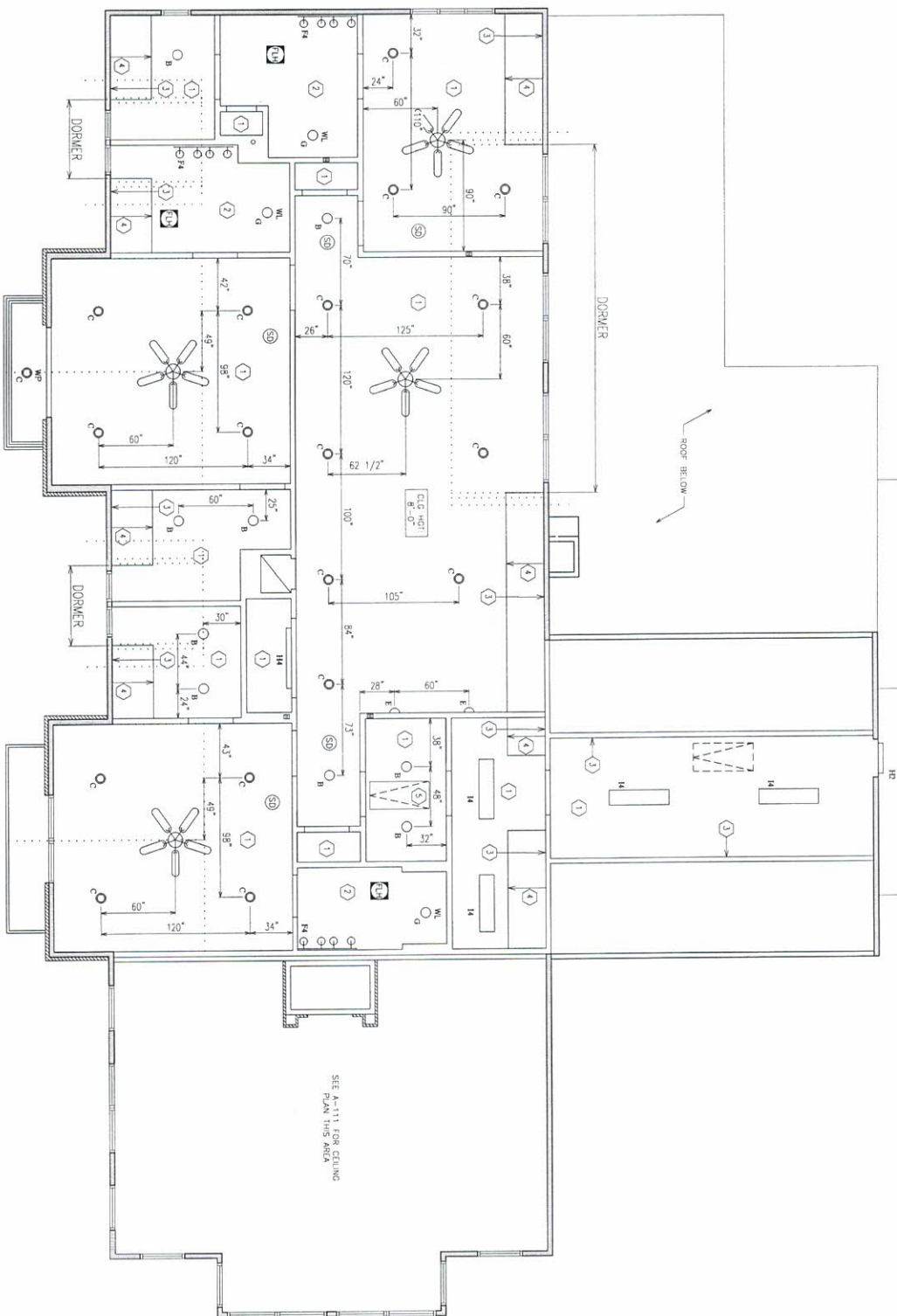
- SINGLE ANALOG DIMMER SWITCH COMPATIBLE** * / LED DIMMING DIMMERS
- DIGITAL LIGHTING CONTROL INTERFACE AS SELECTED BY OWNER * 0 - 10 DIMMING CAPABILITY FOR LED SOURCES * DIMMER CASE LETTER INDICATES SWITCHING MODE
- SOME ROOMS WILL HAVE MORE THAN ONE BANK OF DIGITAL CONTROL LOCATIONS.
- PHOTODIMMING ADJUSTABLE TO ACCOMMODATE PHOTOCELL SENSITIVE OR NONSENSITIVE LOADS.
- SEPARATE CIRCUIT BREAKER REQUIRED FOR EACH SEPARATE DIMMER IS SHOWN, BUT THIS MAY NOT BE NECESSARY DEPENDING ON THE TYPE OF LOAD AND WIRING OF THE SYSTEM.
- * SEE NOTES ON PAGES 2 & 3.

SMOKE DETECTORS

- 50 HARROWED INTERCONNECTED COMBAT
SMOKE/CO DETECTORS * / BATTERY BACK
SEE E1/A-111 FOR LOCATIONS

LIGHTING LEGEND

1. = DIMM LOCATION
 2. = DIMM LOCATION
 3. = WEATHER PROOF
 4. = MOTION SENSOR
- INDICATES 4" X 4" RECESSED LED CAN LIGHT w/ CYP BD
 ○ DIMMING DRIVER & SLOPED DIMMER TRIM RING
 ○ TRIM RING
- INDICATES 4" X 4" RECESSED LED CAN LIGHT w/ CYP BD
 ○ DIMMING DRIVER AND CYP BD TRIM RING
- INDICATES SMALL SQUARE RECESSED LED TRIMMING LIGHT w/ 0-10 DIMMING DRIVER AND CYP BD TRIM RING
- D INDICATES SURFACE MOUNTED LED WALL SCENE
- E INDICATES VANITY WALL FIXTURE
 F2 = 2' LONG, F4 = 4' LONG
 L2 = 2' LONG, L4 = 4' LONG
- M1 INDICATES 6" RECESSED LED CAN LIGHT MET
 LOCATION w/ CYP BD TRIM RING
- G INDICATES 6" RECESSED LED CAN LIGHT MET
 LOCATION w/ CYP BD TRIM RING
- H INDICATES LED JUNGLE FIXTURE WALL OR CEILING MOUNT AS INDICATED
 L2 = 2' LONG, L4 = 4' LONG
 L4 = 4' LONG
- I INDICATES LED JUNGLE FIXTURE w/ REAR BOARD
 PRESERVE LEASE C/LC MOUNT AS INDICATED
 L2 = 2' LONG, L4 = 4' LONG
- J NOT USED
- K RECREATIVE KITCHEN PENDANT
- L RECREATIVE CHANDELIER VENERY LOCATION WITH OWNER BEFORE SETTING BOYFRIEND
- M UNDERCABINET LED LIGHTING
- N EXTERIOR WALL MOUNTED LIGHT
- O NOT USED
- P EXTERIOR FLOOD/SPOT LIGHT
- Q INDICATES LED LINEAR CORE LIGHTING
- R 60° FLUSH MOUNTED FAN WITH LIGHT KIT
- S INDICATES PROPRIETARY FAN CONTROL SWITCH COMING LIGHT KIT DIMMER AND SPEED CONTROL



2nd FL. REFLECTED CLG. PLAN	A1
	1/4" = 1'-0"



FALCONNIER
4622 CHURCHILL AVENUE
KNOXVILLE, TN 37919
TEL: 615.584.7148
FAX: 615.584.3139
falconnier@fmc.com
© copyright 2024



NEW RESIDENCE

BROOKLOING
700 FOX HUN TRAIL
BAXTER, KY 40005

HIGH ROOF
FRAMING PLAN
& ROOF PLAN

AS INSTRUMENTS OF SERVICE, THESE
DRAWINGS ARE THE PROPERTY OF FALCONNIER &
ASSOCIATES, INC. NO PART OF THESE
DRAWINGS SHALL BE REPRODUCED OR USED
IN ANY MANNER WITHOUT THE WRITTEN
CONSENT OF FALCONNIER & ASSOCIATES,
INC. ANY VIOLATION OF THIS NOTICE
WILL BE SUBJECT TO LEGAL ACTION.

DRAWN BY: DRK/CHP
CHECKED BY: DAF
ISSUED: 07/28/25
REVISION(S):

FILE: 2024-0517

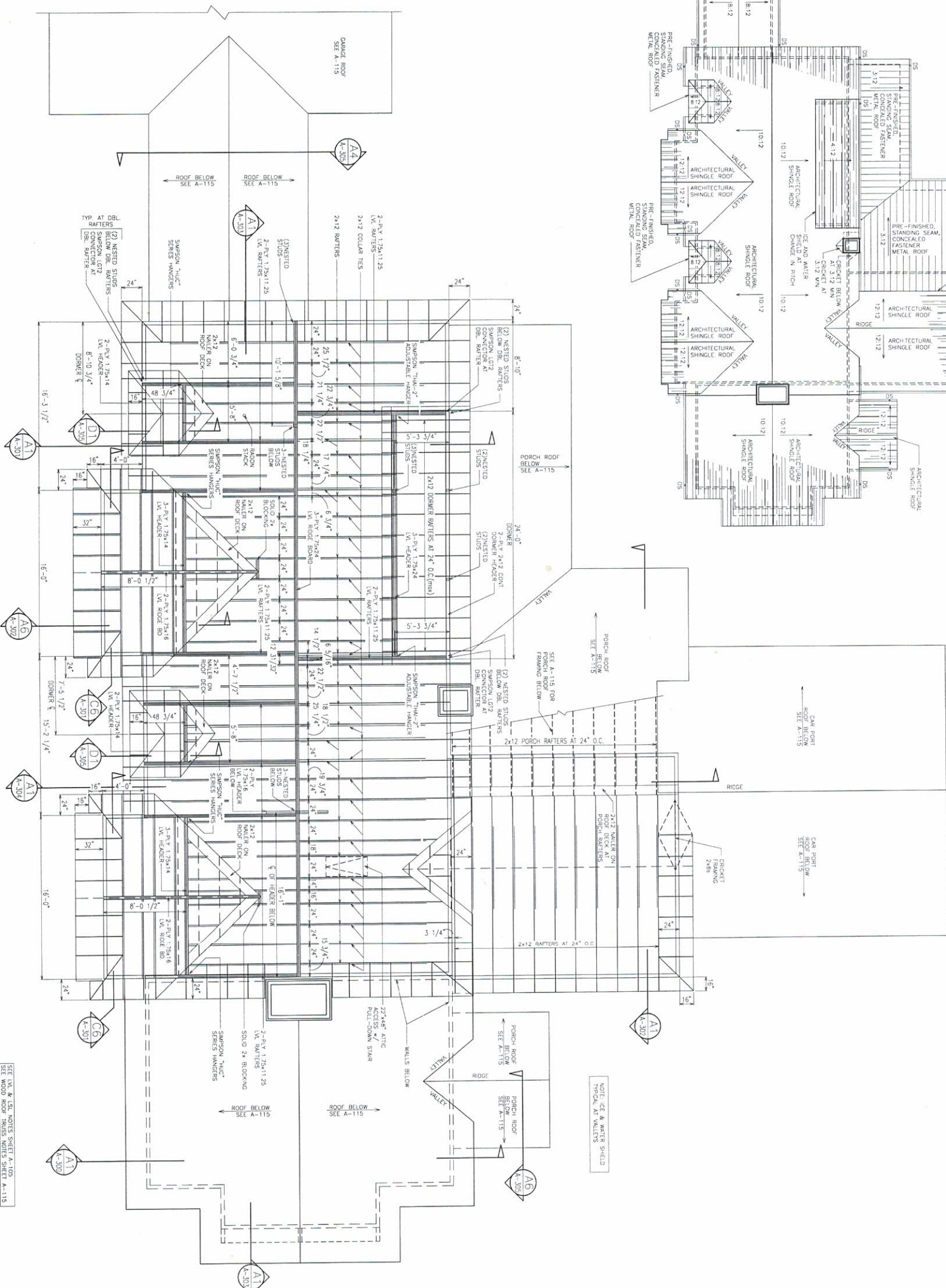
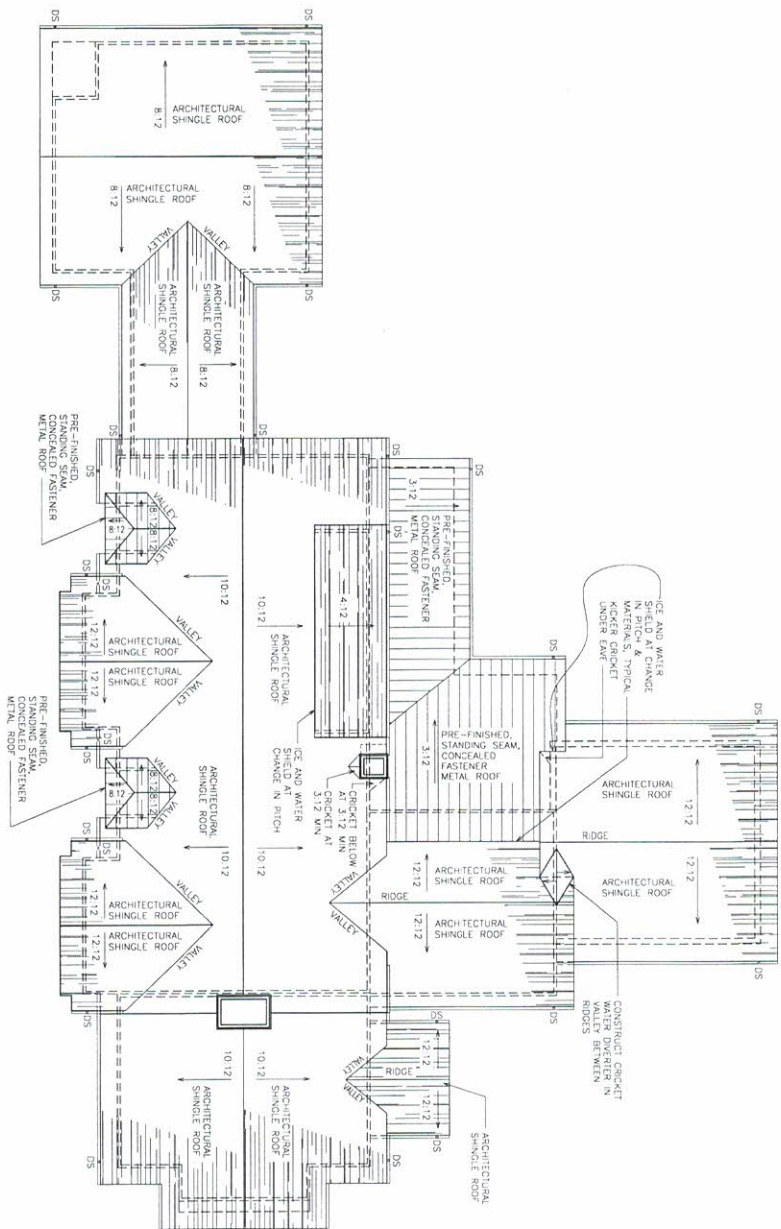
A-130

A1 HIGH ROOF FRAMING PLAN
1/4" = 1'-0"

SEE LV & US, NOTES SHEET A-115
SEE WOOD ROOF, INSIDE NOTES SHEET A-115

NOTE: ICE & WATER SHIELD
TYPICAL AT VALETS

C6 ROOF PLAN
1/8" = 1'-0"



6

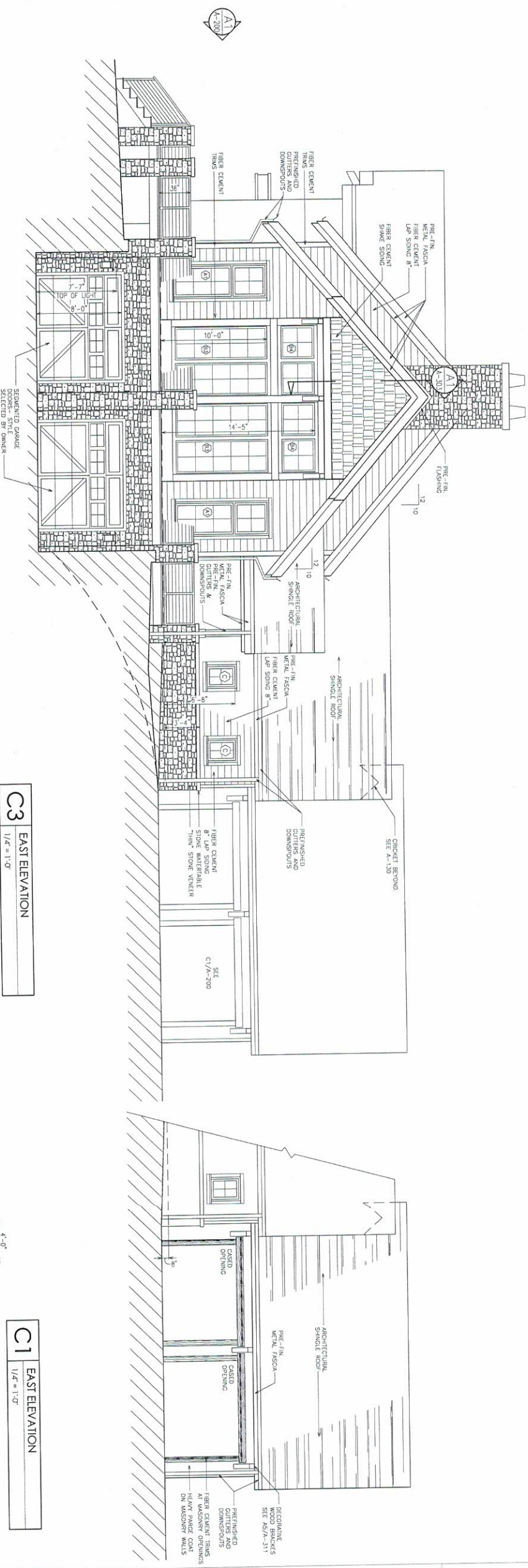
5

4

3

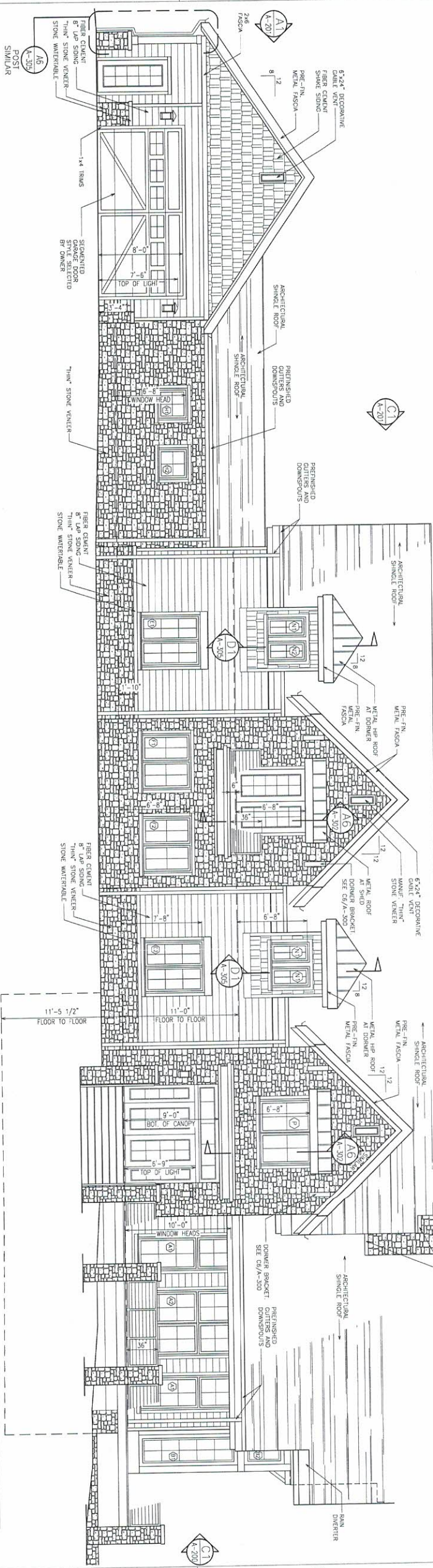
2

1



C3	EAST ELEVATION
	1/4" = 1'-0"

C1	EAST ELEVATION
	1/4" = 1'-0"



A1	SOUTH ELEVATION
	1/4" = 1'-0"

A1	SOUTH
	1/4" = 1'-0"

FALCONNIER

4422 Charlotte Avenue
Knoxville, TN 37919
Phone 865.584.7143
Fax 865.584.3199
falconnierarchitect.com
© copyright 2025



NEW RESIDENCE

BROOKLOVE
700 FOX RUN TRAIL
BAXTER, KY 40506

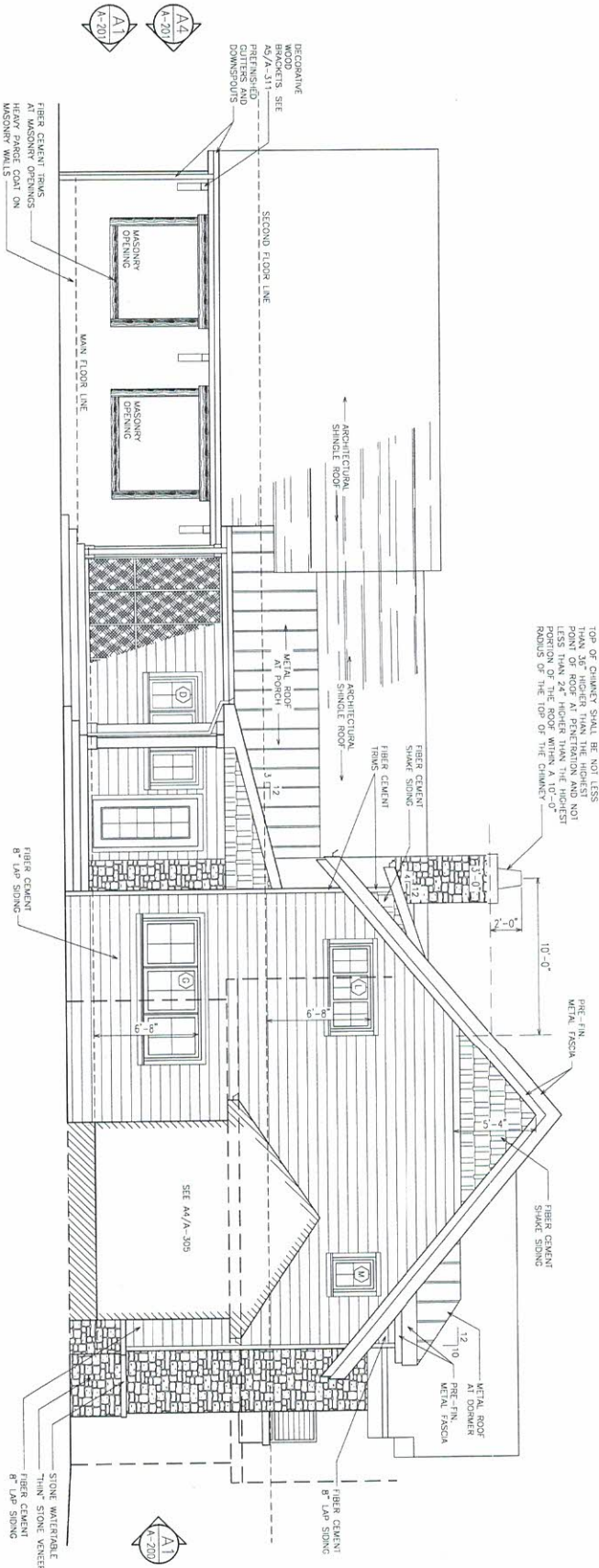
ELEVATIONS

AS INSTRUMENT OF SERVICE, THESE
DRAWINGS ARE THE PROPERTY OF DAVID M.
FALCONNIER AND AS SUCH ARE NOT TO BE
REPRODUCED OR COPIED IN ANY MANNER
WITHOUT THE WRITTEN CONSENT OF THE
FALCONNIER ARCHITECT. ANY UNAUTHORIZED
USE WILL BE SUBJECT TO LEGAL ACTION.

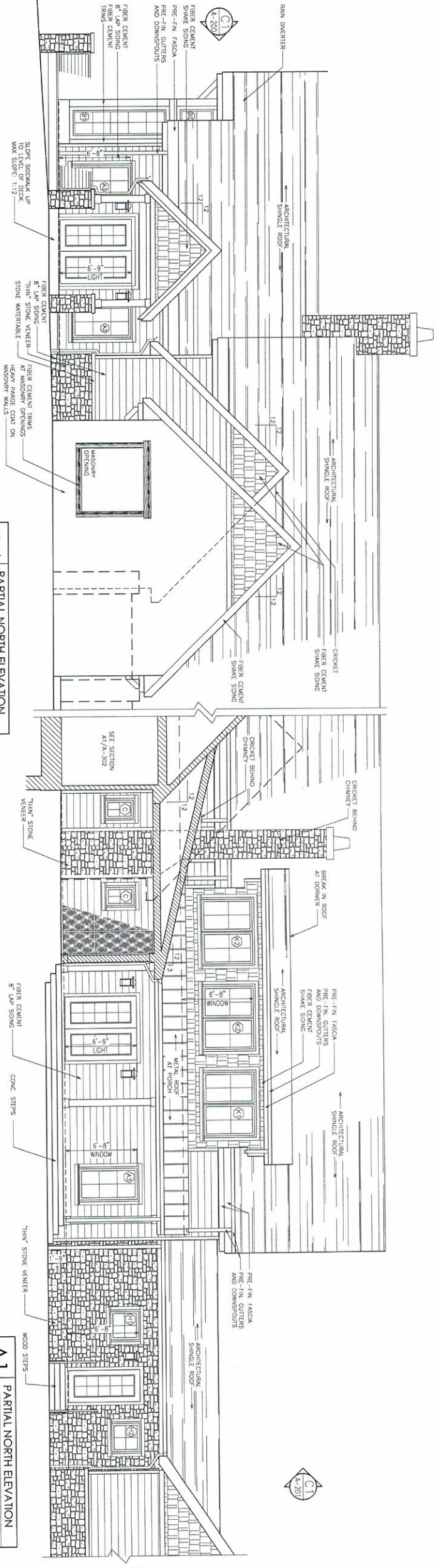
DRAWN BY: DRK/GHF
CHECKED BY: DAF
ISSUED: 07/28/25
REVISION(S):
A ~
B ~

FILE: 2024-051

A-201



C1 WEST ELEVATION
1/4" = 1'-0"



A4 PARTIAL NORTH ELEVATION
1/4" = 1'-0"

A1 PARTIAL NORTH ELEVATION
1/4" = 1'-0"

FALCONNIER
4520 CHESTER AVENUE
KNOXVILLE, TN 37919
PHONE 865.584.7868
FAX 865.584.3189
TOLSON@FALCONNIER.COM
© COPYRIGHT 2024



NEW RESIDENCE

BROOK LIVING
700 FOX RUN TRAIL
BAXTER, KY 40806

ELEVATIONS

AT INSTRUMENT OF SERVICE, THESE
DRAWINGS AND THE DESIGN REPRESENTED BY
THESE DRAWINGS ARE THE SOLE PROPERTY OF
FALCONNIER ARCHITECTS, P.C. AND ARE NOT TO BE
REPRODUCED OR TRANSMITTED IN ANY FORM
OR BY ANY MEANS, ELECTRONIC OR MECHANICAL,
INCLUDING PHOTOCOPYING, RECORDING, OR BY
ANY INFORMATION STORAGE AND RETRIEVAL
SYSTEM, WITHOUT WRITTEN CONSENT FROM FALCONNIER
ARCHITECTS, P.C. ANY VIOLATION OF THIS NOTICE
MAY BE SUBJECT TO LITIGATION.

DRAWN BY: DRK/GHF

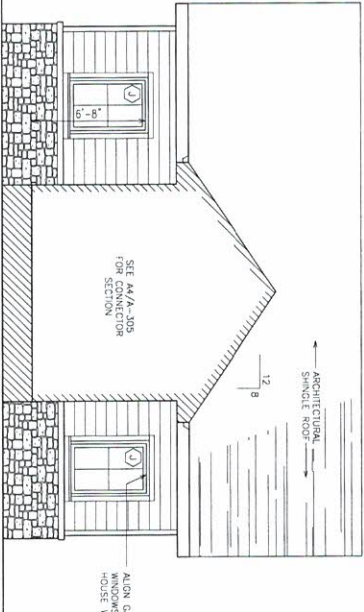
CHECKED BY: DRK

ISSUED: 07/28/25

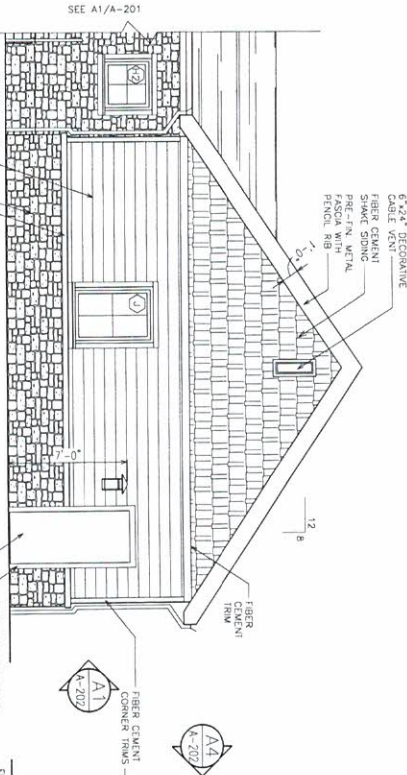
REVISION(S):

FILE: 2024-0511

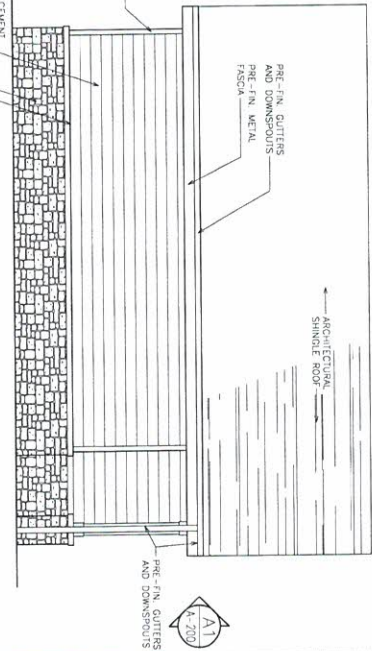
A-202



A5
1/4" = 1'-0"



A4
1/4" = 1'-0"



A1
1/4" = 1'-0"

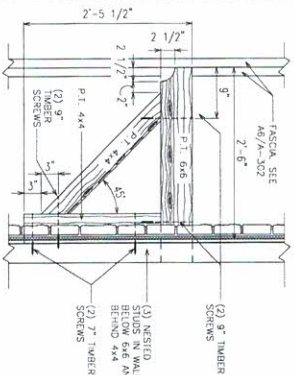
BUILDING
SECTIONBUILDING
SECTIONBUILDING
SECTION

AS INSTRUMENTS OF SERVICE, THESE DRAWINGS AND THE DESIGN REPRESENTED THEREON ARE THE PROPERTY OF DAIKON A FALCONER AND AS SUCH ARE PROTECTED BY STATE AND FEDERAL COPYRIGHT LAWS. REPRODUCTION OR USE OF THESE DRAWINGS OTHER THAN FOR THE PROJECT INTENDED WITHOUT WRITTEN CONSENT FROM DAIKON A FALCONER IS PROHIBITED. UNAUTHORIZED USE WILL BE SUBJECT TO LEGAL ACTION.

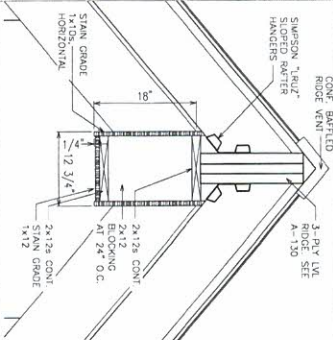
DRAWN BY:	DRK/GHF
CHECKED BY:	DAF
ISSUED:	07/28/25
REVISION(S):	

FILE: 2024-05

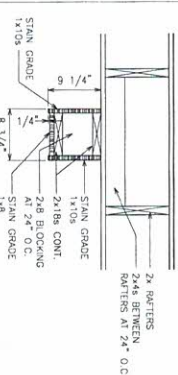
A-300



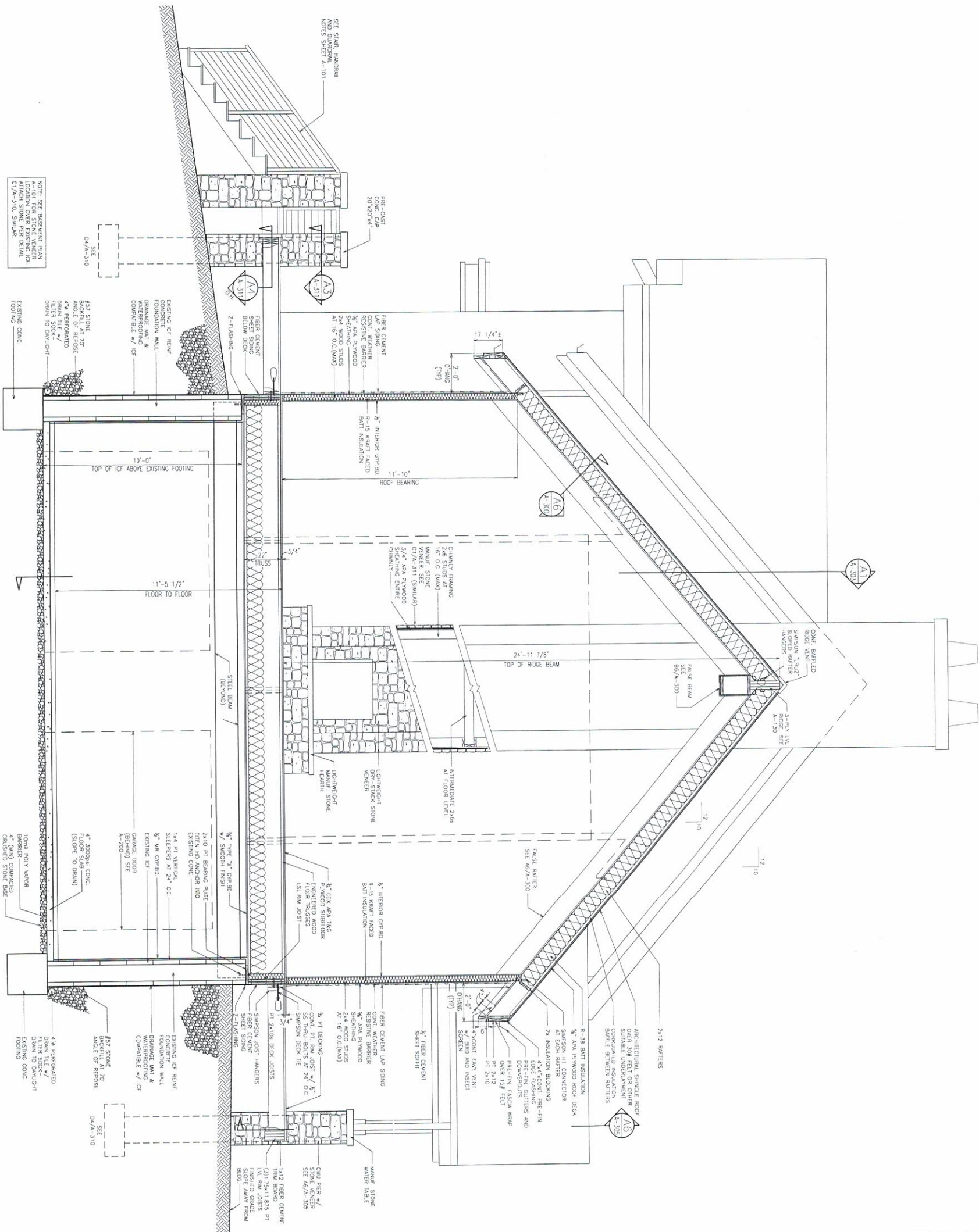
C6	DORMER BRACKETS
	1" = 1'-0"



B6	DETAIL SECTION
	$I'' = I - Q'$



A6	DETAIL SECTION
	1" = 1'-0"



A1	BUILDING SECTION
	1/2" = 1'-0"

FALCONNIER
4422 CHORTISS AVENUE
FRODOVILLE, WA 98157
PHONE: 866.584.3788
FAX: 866.584.3139
info@falconnier.com
© copyright 2025



NEW RESIDENCE

BROOKLYN
700 FOX RUN TRAIL
BAXTER, NJ 08006

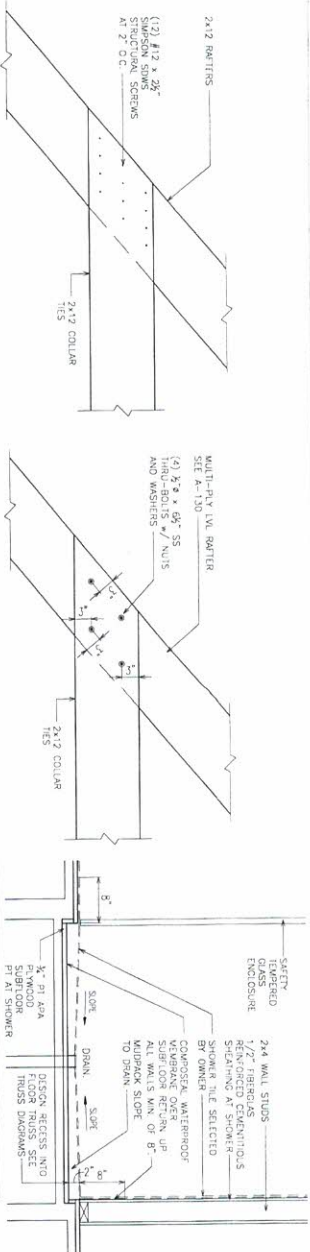
BUILDING
SECTIONS

AS INSTRUMENTS OF SERVICE, THESE
DRAWINGS ARE THE PROPERTY OF FALCONNIER
ENGINEERING. NO PART OF THESE DRAWINGS
SHALL BE REPRODUCED OR USED IN ANY MANNER
WITHOUT WRITTEN CONSENT FROM FALCONNIER
ENGINEERING. THESE DRAWINGS SHALL BE
USED ONLY FOR THE PROJECT AND SITE
SPECIFICALLY IDENTIFIED HEREON.

DRAWN BY: DWF/DHF
CHECKED BY: DWF
ISSUED: 07/28/25
REVISION(S):

FILE: 2024-051

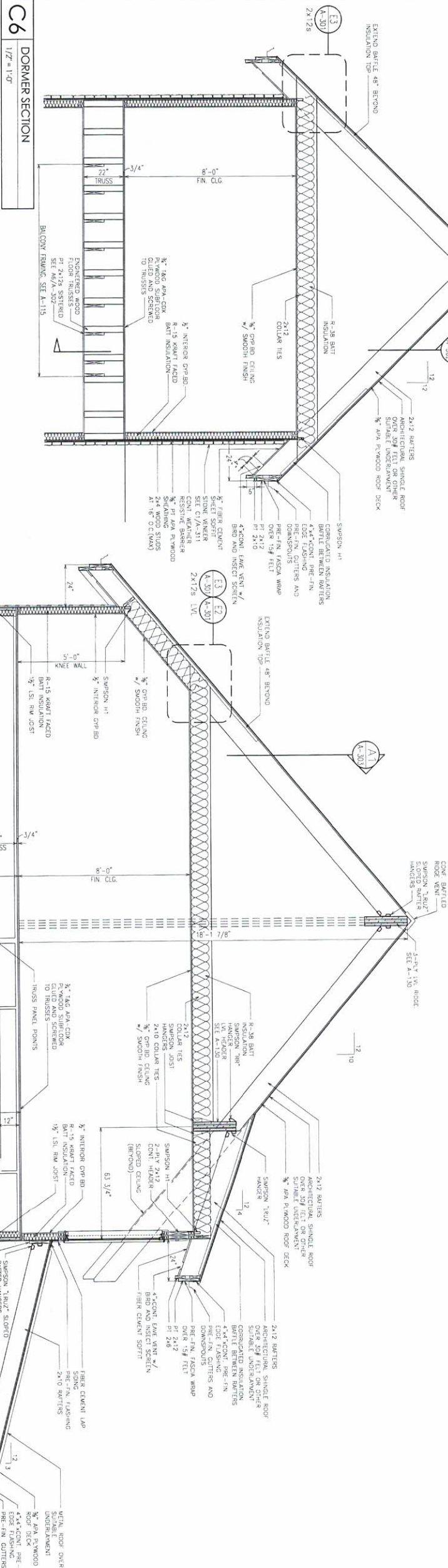
A-301



E3 COLLAR TIE AT 2X R rafters
1/2" = 1'-0"

E2 COLLAR TIE AT 1VL rafters
1/2" = 1'-0"

E1 SHOWER DETAIL
1/2" = 1'-0"



C6 DORMER SECTION
1/2" = 1'-0"

A6 PIER DETAIL
3/4" = 1'-0"

6

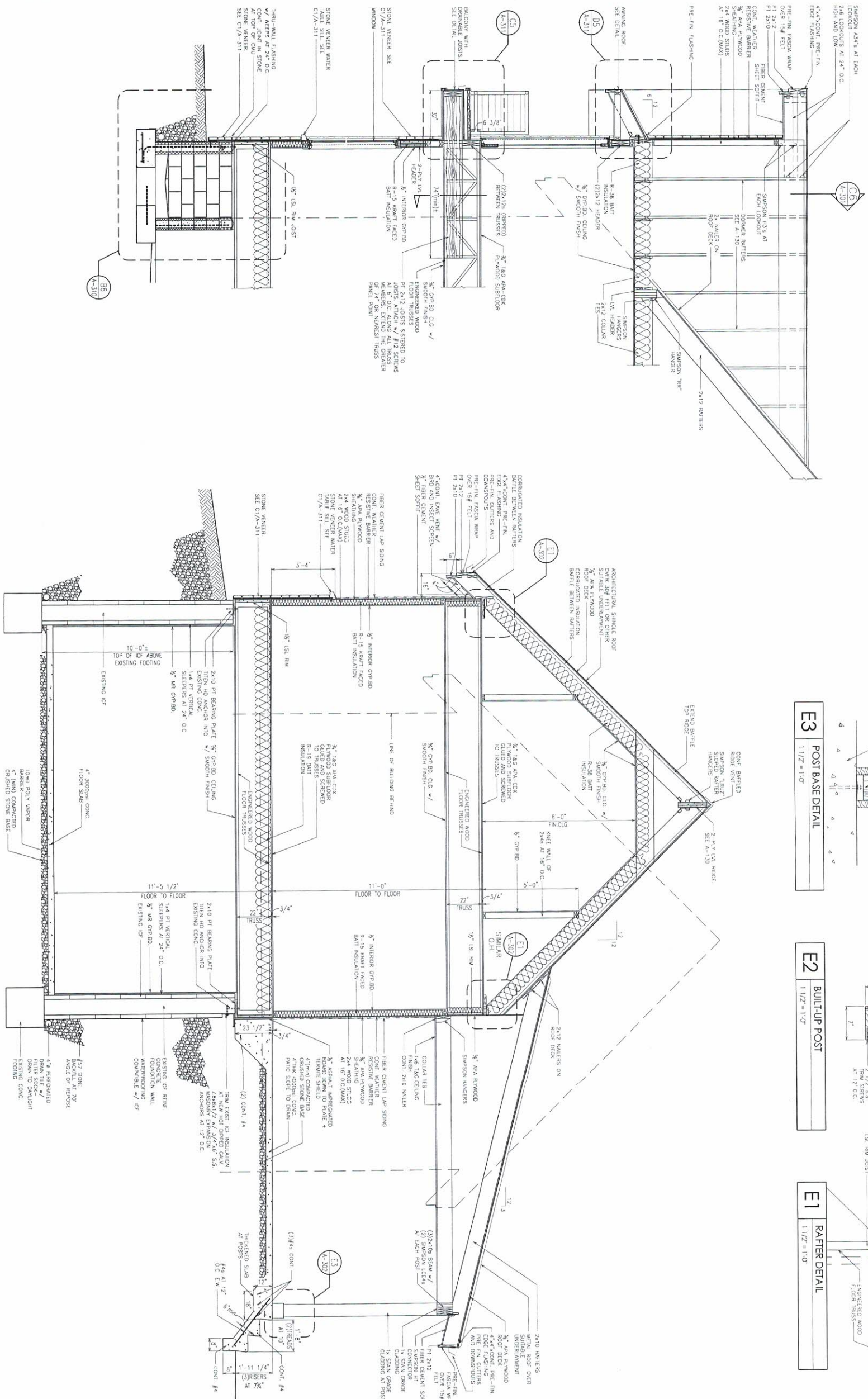
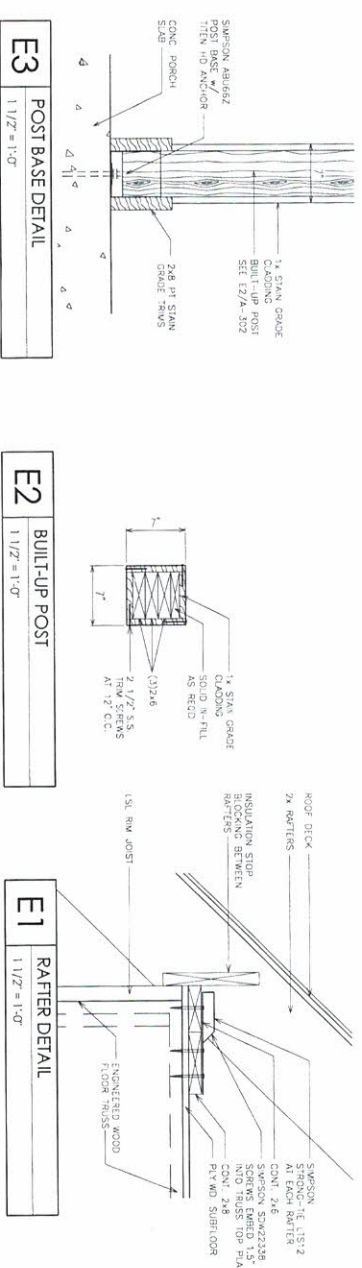
5

4

3

2

1



FALCONNIER
4622 CHURCHES AVENUE
KNOXVILLE, TN 37918
TEL: 615.584.7748
FAX: 615.584.3159
falco@falcoarchitect.com
© copyright 2025



NEW RESIDENCE

BROOKLODING
700 FOX RUN TRAIL
BAXTER, KY 40805

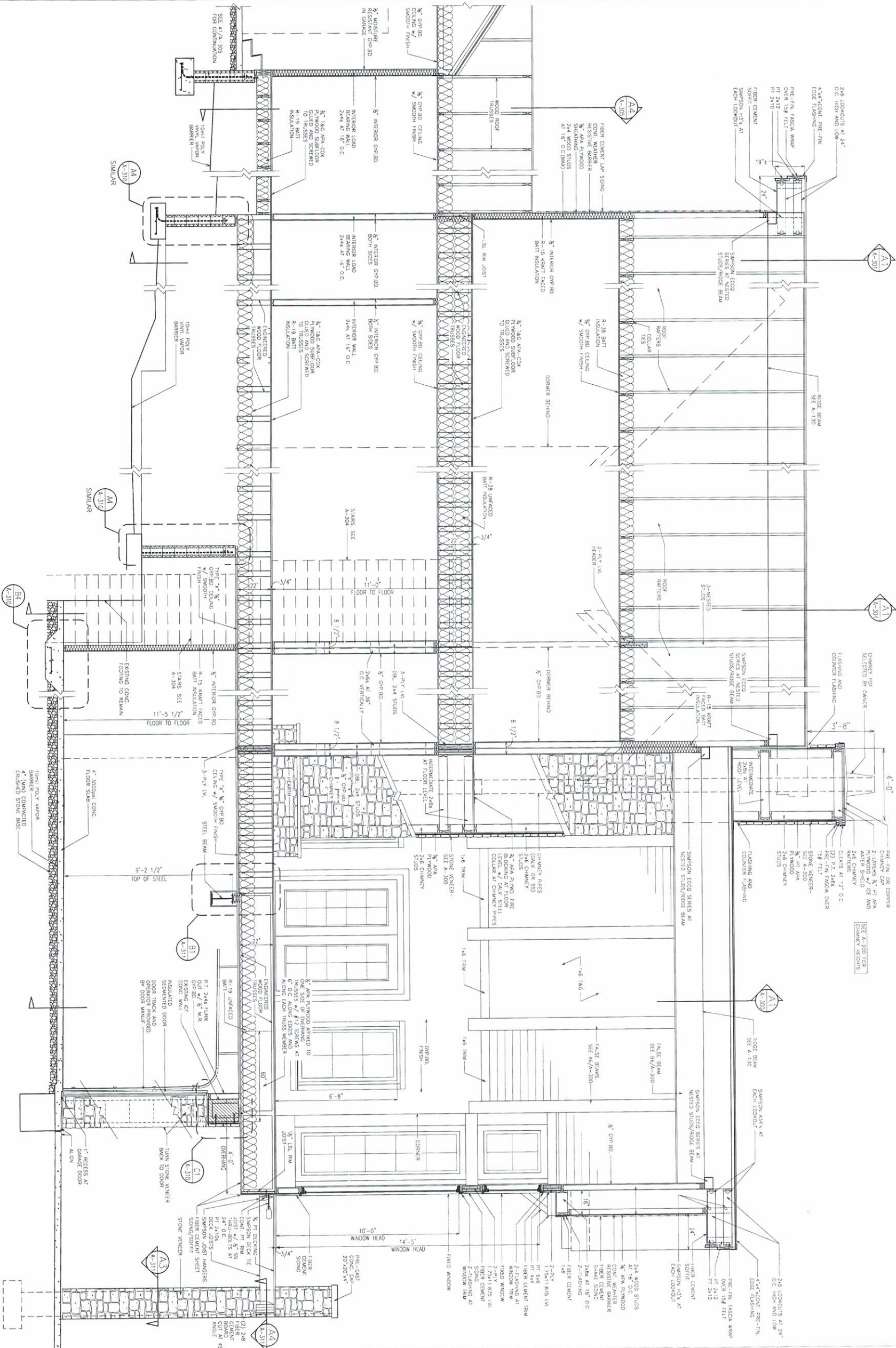
LONGITUDINAL
BUILDING
SECTION

AS INSTRUMENTS OF SERVICE, THESE
DRAWINGS AND ANY SUCH INSTRUMENTS
HEREON ARE THE PROPERTY OF FALCONNIER
ARCHITECTS, INC. AND ARE NOT TO BE
REPRODUCED OR USED IN ANY MANNER
WHICH MAY BE CONSIDERED A VIOLATION
OF THE PROFESSIONAL SEAL OR ANY
LAW. NO PART OF THESE DRAWINGS
SHALL BE LOANED, REPRODUCED, COPIED,
OR IN ANY MANNER BE SUBJECT TO LOCAL ACTION.

DRAWN BY: DRK/CHF
CHECKED BY: DAF
ISSUED: 07/28/25
REVISION(S):

FILE: 2024-0511

A-303



A1
1/2" = 1'-0"

6

5

4

3

2

1

FALCONNIER
4622 CHERRYSS AVENUE
KNOXVILLE, TN 37919
TEL: 615.584.7149
FAX: 615.584.3139
info@falconnier.com
© copyright 2025



NEW RESIDENCE

BROOKLOING
700 FOX RUN TRAIL
BAXTER KY 40005

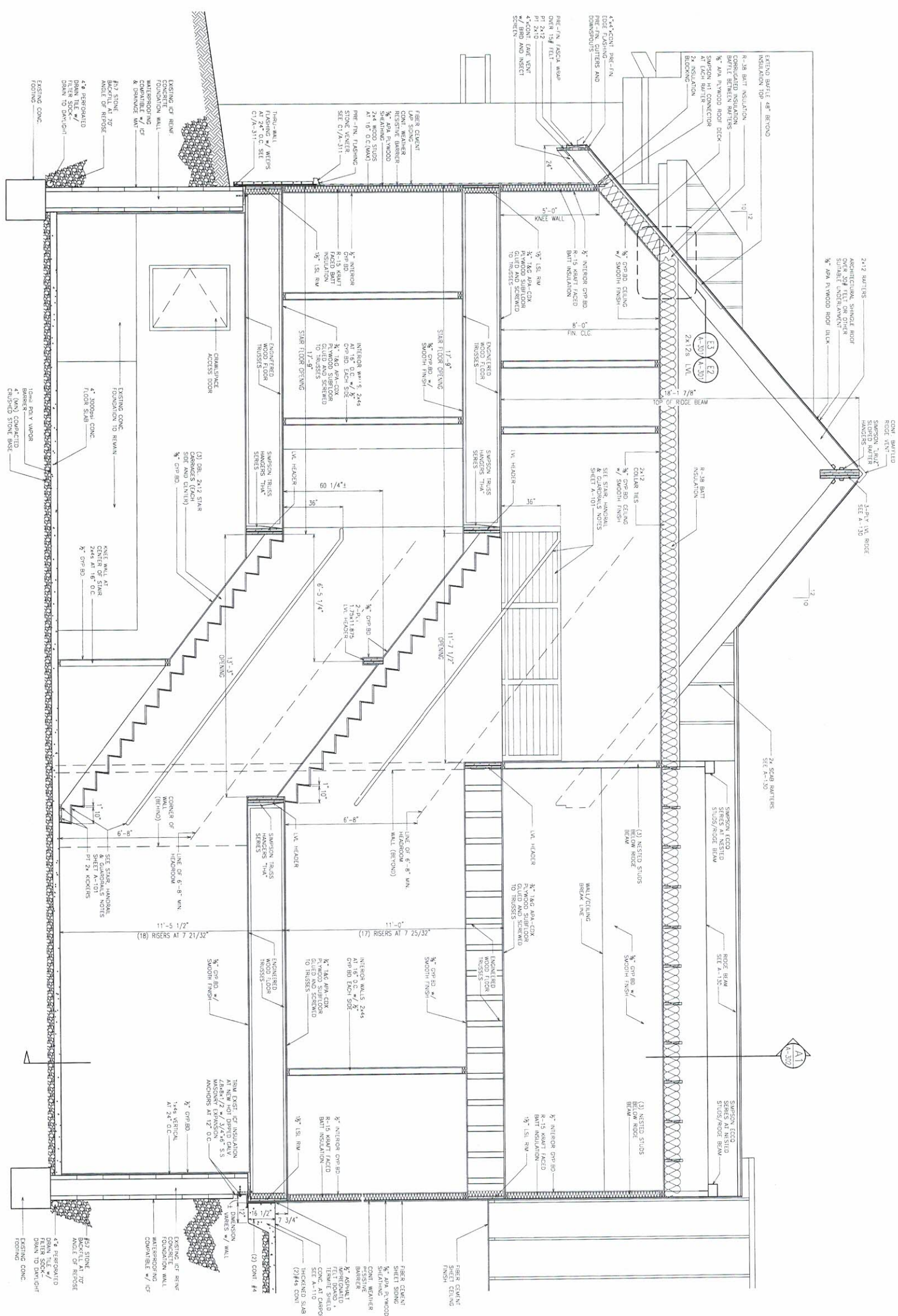
BUILDING
SECTION

AS INSTRUMENTS OF SERVICE, THESE
DRAWINGS AND SUCH SPECIFICATIONS
HEREIN ARE THE PROPERTY OF FALCONNIER
ARCHITECTS AND SHALL REMAIN THEIR
PROPERTY AND NOT BE REPRODUCED OR
REPRODUCED OR USED IN ANY MANNER
WHICH MAY BE DEEMED TO BE A
VIOLATION OF THE PROFESSIONAL
ETHICS OF THE ARCHITECT.
USE WILL BE SUBJECT TO LIAISON ACTION

DRAWN BY: DRH/DHF
CHECKED BY: DAF
ISSUED: 07/28/25
REVISION(S):

FILE: 2024-0517

A-304



A1
BUILDING SECTION
1/2\"/>

A

B

C

FALCONNIER
4622 Charitiss Avenue
Knoxville TN 37919
Tel: 865.584.3159
info@falconnier.com
© copyright 2023



NEW RESIDENCE

BROOKLIVING
700 FOX RUN TRAIL
BAXTER KY 40806

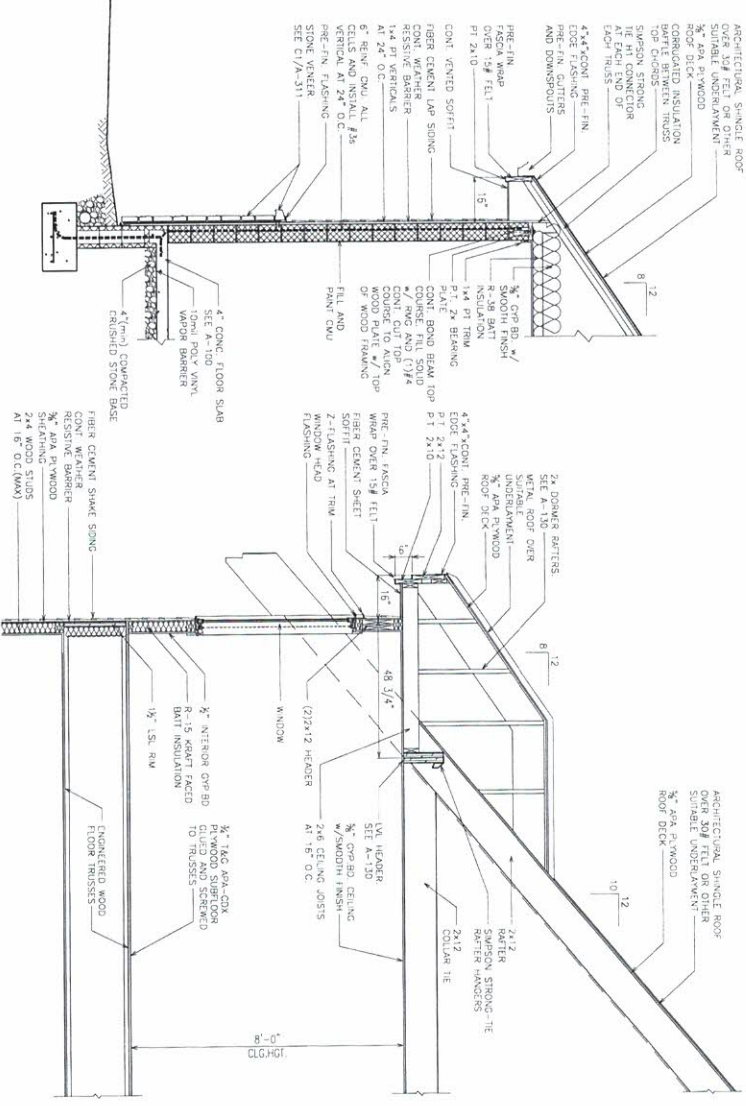
SECTION DETAILS

AS INSTRUMENTS OF SERVICE, THESE
DRAWINGS ARE THE PROPERTY OF DAVID M.
FALCONNIER AND NO SUCH ARE REPRODUCED
OR REPRODUCED IN ANY MANNER WITHOUT
THE WRITTEN PERMISSION OF DAVID M.
FALCONNIER. ANY REPRODUCTION OR
REPRODUCTION OR USE OF THESE DRAWINGS
WITHOUT THE WRITTEN PERMISSION OF
DAVID M. FALCONNIER IS PROHIBITED. UNAUTHORIZED
USE WILL BE SUBJECT TO LEGAL ACTION.

DRAWN BY: DRK/CHF
CHECKED BY: DAF
ISSUED: 07/28/25
REVISION(S):

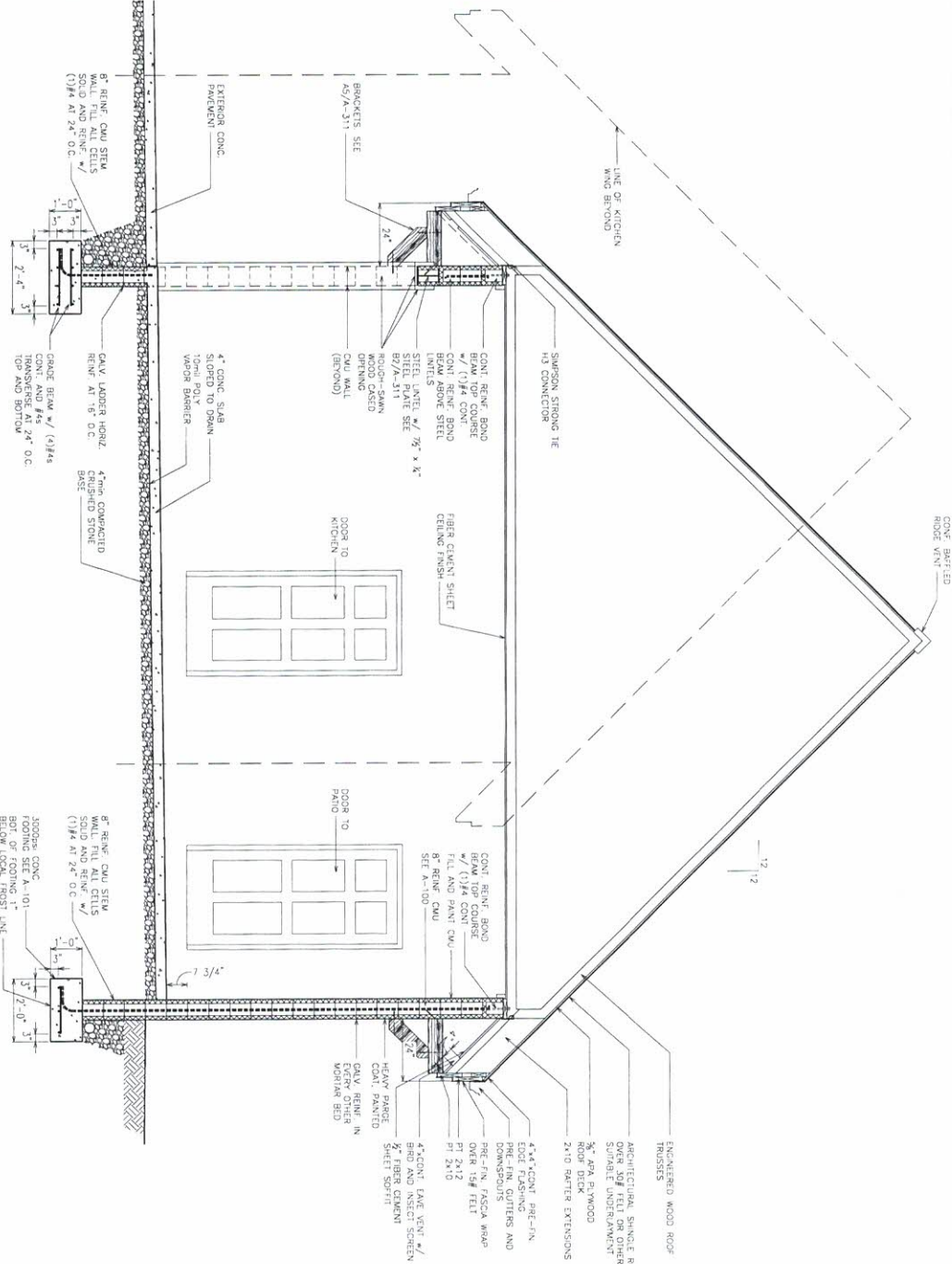
FILE: 2024-051

A-305

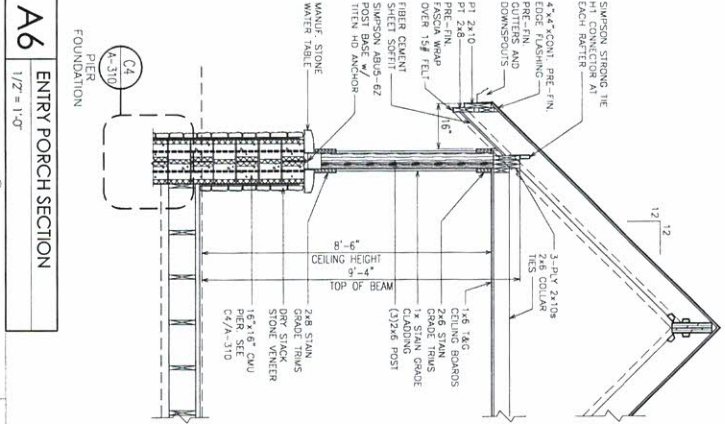


D3 WALL SECTION
1/2" = 1'-0"

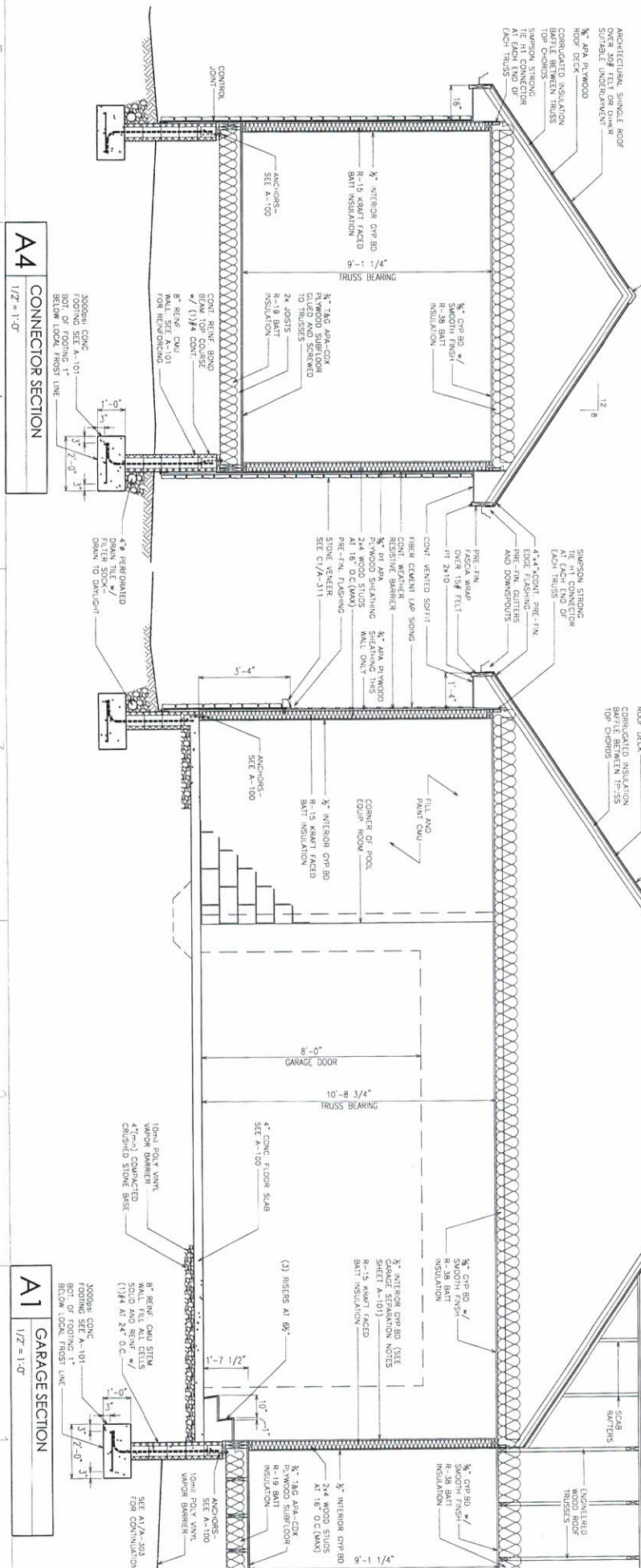
D1 DORMER SECTIONS
1/2" = 1'-0"



C4 CARPORT SECTION
1/2" = 1'-0"



A6 ENTRY PORCH SECTION
1/2" = 1'-0"



A4 CONNECTOR SECTION
1/2" = 1'-0"

A1 GARAGE SECTION
1/2" = 1'-0"

FALCONNIER
4622 CHARLES AVENUE
KNOXVILLE, TN 37919
TEL: 615.584.3199
FAX: 615.584.3199
info@falconnier.com
© copyright 2003



NEW RESIDENCE

BROOKLYN
700 FOX RUN TRAIL
BATES, TN 40806

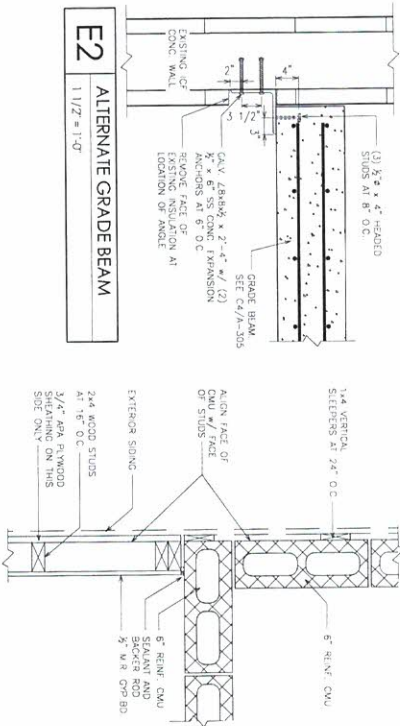
FOUNDATION
DETAILS

ALL REQUIREMENTS OF SERVICE, THESE
DRAWINGS ARE THE PROPERTY OF DAVID M. FALCONNIER
AND AS SUCH ARE NOT TO BE REPRODUCED OR
REPRODUCED FOR USE OF THESE DRAWINGS
WITHOUT THE WRITTEN PERMISSION OF DAVID M. FALCONNIER
FALCONNIER & FALCONNIER, INC. IS NOT RESPONSIBLE FOR
USE OF THESE DRAWINGS FOR ANY OTHER PROJECTS
OR FOR ANY OTHER PURPOSES.

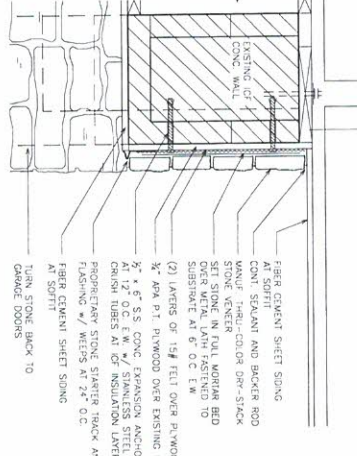
DRAWN BY: DRK/GHF
CHECKED BY: DAF
ISSUED: 07/28/23
REVISION(S):

FILE: 2024-051

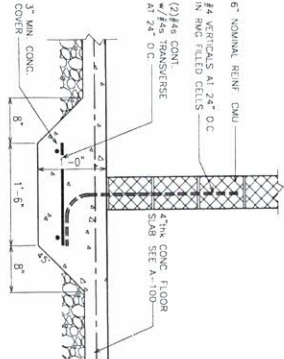
A-310



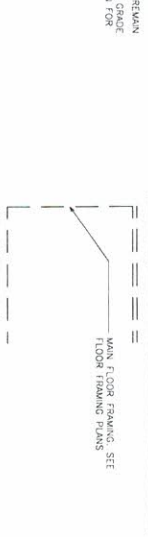
D1 PLAN DETAIL AT GARAGE
1 1/2" = 1'-0"



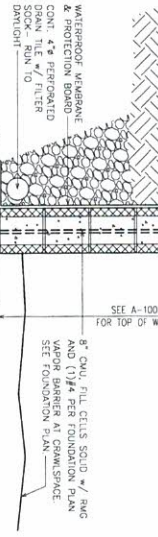
C1 STONE VENEER AT ICF
1 1/2" = 1'-0"



B3 THICKENED SLAB
1" = 1'-0"

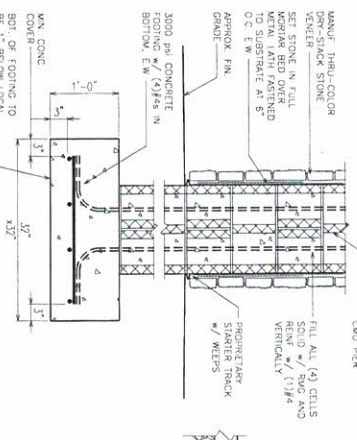


B4 FOUNDATION DETAIL
1" = 1'-0"

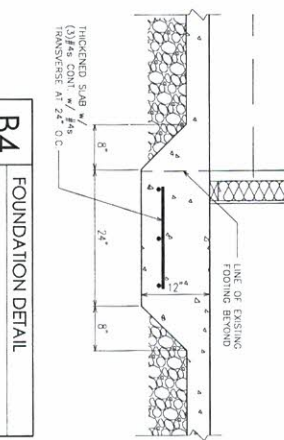


A4 FOUNDATION WALL
1" = 1'-0"

D4 FOUNDATION DEPTH DETAIL
1 1/2" = 1'-0"



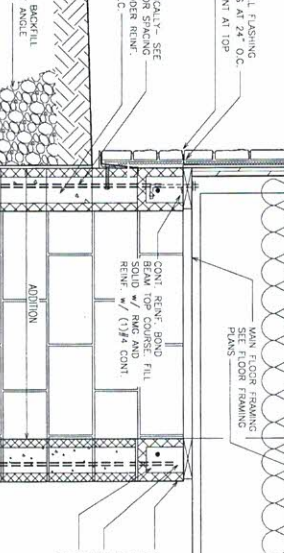
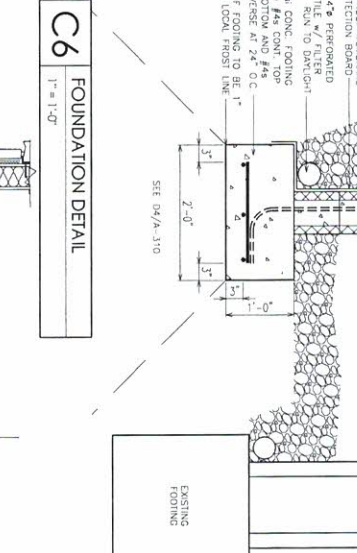
C4 PORCH PIER FOOTING
1" = 1'-0"



B6 FOUNDATION DETAIL
1" = 1'-0"

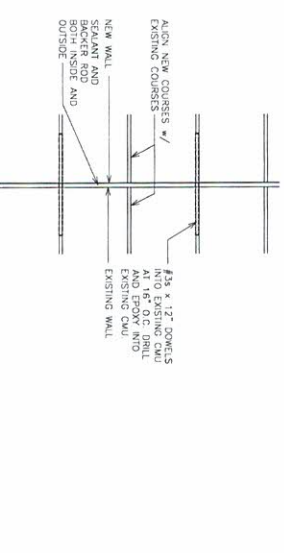
C6 FOUNDATION DETAIL
1" = 1'-0"



D4 FOUNDATION DEPTH DETAIL
1 1/2" = 1'-0"



B6 FOUNDATION DETAIL
1" = 1'-0"

A6 WALL TIE DETAIL
1 1/2" = 1'-0"





FALCONNIER
4622 CHARLES AVENUE
KNOXVILLE, TN 37919
TEL: 615.584.3199
FAX: 615.584.3199
falconco@falconco.com
© copyright 2003



NEW RESIDENCE

BROOKLIVING
700 FOX RUN TRAIL
BAXTER, KY 40005

TRUSS DIAGRAMS

AS INSTRUMENT OF SERVICE, THESE
DRAWINGS ARE THE PROPERTY OF DAVID M. FALCONIER
AND AS SUCH ARE NOT TO BE REPRODUCED OR
REPRODUCED OR USED IN ANY MANNER WITHOUT
THE WRITTEN CONSENT OF DAVID M. FALCONIER
FALCONIER & COMPANY, INC. ANY REPRODUCTION
OR USE OF THESE DRAWINGS WITHOUT THE
WRITTEN CONSENT OF DAVID M. FALCONIER
FALCONIER & COMPANY, INC. WILL BE SUBJECT TO
LITIGATION.

DRAWN BY: DRK/GHF
CHECKED BY: DAF
ISSUED: 07/28/25
REVISION(S):

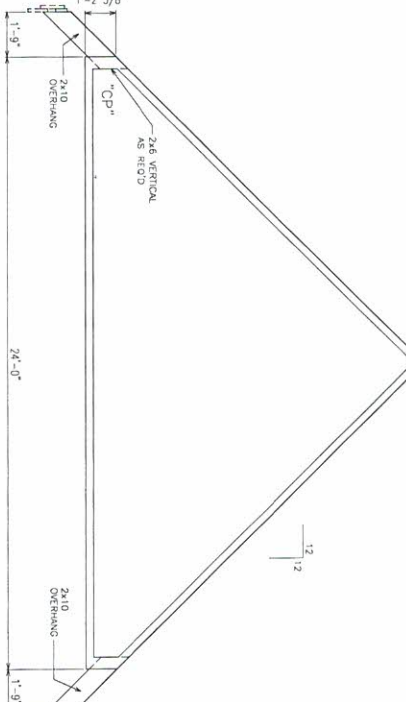
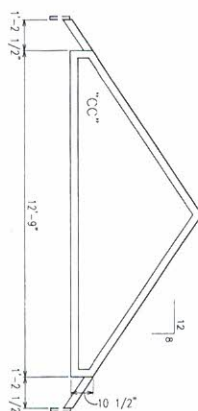
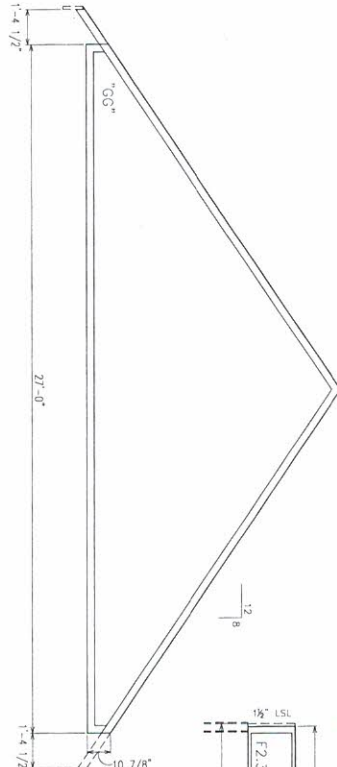

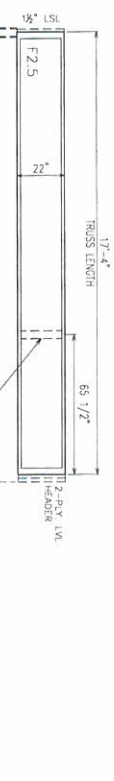
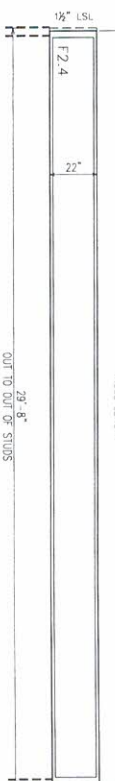


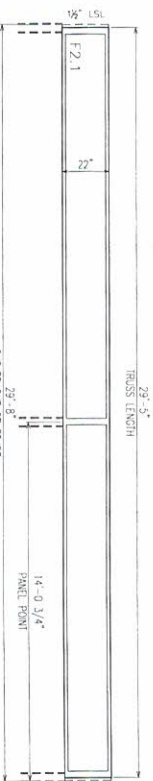
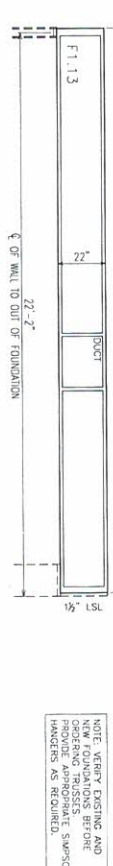
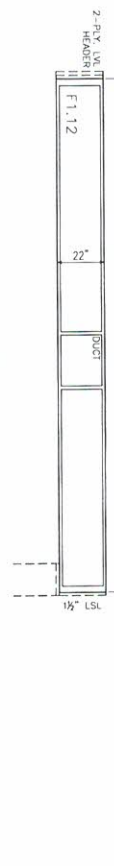
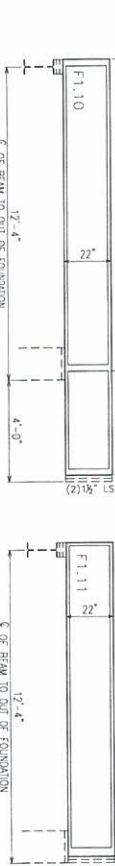
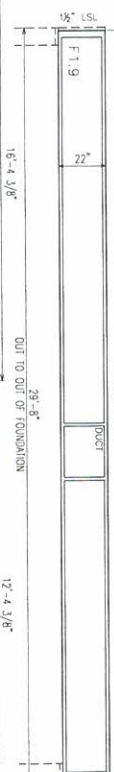
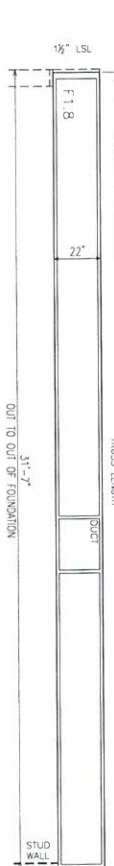


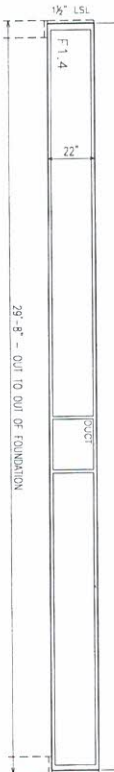
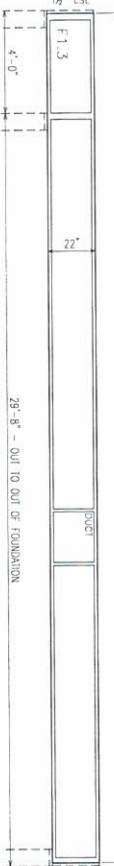

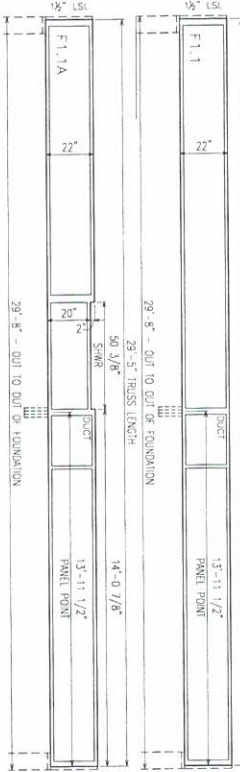
NOTE: VERIFY EXISTING AND
NEW FOUNDATIONS BEFORE
PROCEEDING. APPROPRIATE
HANGERS AS REQUIRED.

A-320

FILE:

2024-051

29'-5" TRUSS LENGTH



A6 ROOF TRUSSES

SEE WOOD ROOF TRUSS NOTES SHEET A-115
SEE LVL, LSL, AND WOOD TRUSS NOTES SHEET A-105

A4 2nd FLOOR TRUSS DIAGRAMS

SEE LVL, LSL, AND WOOD TRUSS NOTES SHEET A-105

A1 1st FLOOR TRUSS DIAGRAMS

SEE LVL, LSL, AND WOOD TRUSS NOTES SHEET A-105

DOOR SCHEDULE

NO.	DOOR			FRAME			FIRE RATING			REMARKS	
	DOOR	SIZES		DETAILS (A)	FIRE RESISTANCE	KEY	NOTES				
		W	H								
B01	3'-0"	6'-6"	1 1/8" MS	PP	NO	PP	3'-0"	6'-6"	1 1/8" MS	1.2	
B02A	3'-0"	6'-6"	1 1/8" MS	PP	NO	PP	3'-0"	6'-6"	1 1/8" MS	4.1	801
B02B	3'-0"	6'-6"	1 1/8" MS	PP	NO	PP	3'-0"	6'-6"	1 1/8" MS	4.1	801
B02C	3'-0"	6'-6"	1 1/8" MS	PP	NO	PP	3'-0"	6'-6"	1 1/8" MS	4.1	801
B03A	3'-0"	6'-6"	1 1/8" MS	PP	NO	PP	3'-0"	6'-6"	1 1/8" MS	4.1	801
B03B	3'-0"	6'-6"	1 1/8" MS	PP	NO	PP	3'-0"	6'-6"	1 1/8" MS	4.1	801
B03C	3'-0"	6'-6"	1 1/8" MS	PP	NO	PP	3'-0"	6'-6"	1 1/8" MS	4.1	801
B04A	3'-0"	6'-6"	1 1/8" MS	PP	NO	PP	3'-0"	6'-6"	1 1/8" MS	4.1	801
B04B	3'-0"	6'-6"	1 1/8" MS	PP	NO	PP	3'-0"	6'-6"	1 1/8" MS	4.1	801
B04C	3'-0"	6'-6"	1 1/8" MS	PP	NO	PP	3'-0"	6'-6"	1 1/8" MS	4.1	801
B05A	3'-0"	6'-6"	1 1/8" MS	PP	NO	PP	3'-0"	6'-6"	1 1/8" MS	4.1	801
B05B	3'-0"	6'-6"	1 1/8" MS	PP	NO	PP	3'-0"	6'-6"	1 1/8" MS	4.1	801
B05C	3'-0"	6'-6"	1 1/8" MS	PP	NO	PP	3'-0"	6'-6"	1 1/8" MS	4.1	801
B06A	3'-0"	6'-6"	1 1/8" MS	PP	NO	PP	3'-0"	6'-6"	1 1/8" MS	4.1	801
B06B	3'-0"	6'-6"	1 1/8" MS	PP	NO	PP	3'-0"	6'-6"	1 1/8" MS	4.1	801
B06C	3'-0"	6'-6"	1 1/8" MS	PP	NO	PP	3'-0"	6'-6"	1 1/8" MS	4.1	801
B07A	3'-0"	6'-6"	1 1/8" MS	PP	NO	PP	3'-0"	6'-6"	1 1/8" MS	4.1	801
B07B	3'-0"	6'-6"	1 1/8" MS	PP	NO	PP	3'-0"	6'-6"	1 1/8" MS	4.1	801
B07C	3'-0"	6'-6"	1 1/8" MS	PP	NO	PP	3'-0"	6'-6"	1 1/8" MS	4.1	801
B08A	3'-0"	6'-6"	1 1/8" MS	PP	NO	PP	3'-0"	6'-6"	1 1/8" MS	4.1	801
B08B	3'-0"	6'-6"	1 1/8" MS	PP	NO	PP	3'-0"	6'-6"	1 1/8" MS	4.1	801
B08C	3'-0"	6'-6"	1 1/8" MS	PP	NO	PP	3'-0"	6'-6"	1 1/8" MS	4.1	801
B09A	3'-0"	6'-6"	1 1/8" MS	PP	NO	PP	3'-0"	6'-6"	1 1/8" MS	4.1	801
B09B	3'-0"	6'-6"	1 1/8" MS	PP	NO	PP	3'-0"	6'-6"	1 1/8" MS	4.1	801
B09C	3'-0"	6'-6"	1 1/8" MS	PP	NO	PP	3'-0"	6'-6"	1 1/8" MS	4.1	801
B10A	3'-0"	6'-6"	1 1/8" MS	PP	NO	PP	3'-0"	6'-6"	1 1/8" MS	4.1	801
B10B	3'-0"	6'-6"	1 1/8" MS	PP	NO	PP	3'-0"	6'-6"	1 1/8" MS	4.1	801
B10C	3'-0"	6'-6"	1 1/8" MS	PP	NO	PP	3'-0"	6'-6"	1 1/8" MS	4.1	801
B11A	3'-0"	6'-6"	1 1/8" MS	PP	NO	PP	3'-0"	6'-6"	1 1/8" MS	4.1	801
B11B	3'-0"	6'-6"	1 1/8" MS	PP	NO	PP	3'-0"	6'-6"	1 1/8" MS	4.1	801
B11C	3'-0"	6'-6"	1 1/8" MS	PP	NO	PP	3'-0"	6'-6"	1 1/8" MS	4.1	801
B12A	3'-0"	6'-6"	1 1/8" MS	PP	NO	PP	3'-0"	6'-6"	1 1/8" MS	4.1	801
B12B	3'-0"	6'-6"	1 1/8" MS	PP	NO	PP	3'-0"	6'-6"	1 1/8" MS	4.1	801
B12C	3'-0"	6'-6"	1 1/8" MS	PP	NO	PP	3'-0"	6'-6"	1 1/8" MS	4.1	801
B13A	3'-0"	6'-6"	1 1/8" MS	PP	NO	PP	3'-0"	6'-6"	1 1/8" MS	4.1	801
B13B	3'-0"	6'-6"	1 1/8" MS	PP	NO	PP	3'-0"	6'-6"	1 1/8" MS	4.1	801
B13C	3'-0"	6'-6"	1 1/8" MS	PP	NO	PP	3'-0"	6'-6"	1 1/8" MS	4.1	801
B14A	3'-0"	6'-6"	1 1/8" MS	PP	NO	PP	3'-0"	6'-6"	1 1/8" MS	4.1	801
B14B	3'-0"	6'-6"	1 1/8" MS	PP	NO	PP	3'-0"	6'-6"	1 1/8" MS	4.1	801
B14C	3'-0"	6'-6"	1 1/8" MS	PP	NO	PP	3'-0"	6'-6"	1 1/8" MS	4.1	801
B15A	3'-0"	6'-6"	1 1/8" MS	PP	NO	PP	3'-0"	6'-6"	1 1/8" MS	4.1	801
B15B	3'-0"	6'-6"	1 1/8" MS	PP	NO	PP	3'-0"	6'-6"	1 1/8" MS	4.1	801
B15C	3'-0"	6'-6"	1 1/8" MS	PP	NO	PP	3'-0"	6'-6"	1 1/8" MS	4.1	801
B16A	3'-0"	6'-6"	1 1/8" MS	PP	NO	PP	3'-0"	6'-6"	1 1/8" MS	4.1	801
B16B	3'-0"	6'-6"	1 1/8" MS	PP	NO	PP	3'-0"	6'-6"	1 1/8" MS	4.1	801
B16C	3'-0"	6'-6"	1 1/8" MS	PP	NO	PP	3'-0"	6'-6"	1 1/8" MS	4.1	801
B17A	3'-0"	6'-6"	1 1/8" MS	PP	NO	PP	3'-0"	6'-6"	1 1/8" MS	4.1	801
B17B	3'-0"	6'-6"	1 1/8" MS	PP	NO	PP	3'-0"	6'-6"	1 1/8" MS	4.1	801
B17C	3'-0"	6'-6"	1 1/8" MS	PP	NO	PP	3'-0"	6'-6"	1 1/8" MS	4.1	801
B18A	3'-0"	6'-6"	1 1/8" MS	PP	NO	PP	3'-0"	6'-6"	1 1/8" MS	4.1	801
B18B	3'-0"	6'-6"	1 1/8" MS	PP	NO	PP	3'-0"	6'-6"	1 1/8" MS	4.1	801
B18C	3'-0"	6'-6"	1 1/8" MS	PP	NO	PP	3'-0"	6'-6"	1 1/8" MS	4.1	801
B19A	3'-0"	6'-6"	1 1/8" MS	PP	NO	PP	3'-0"	6'-6"	1 1/8" MS	4.1	801
B19B	3'-0"	6'-6"	1 1/8" MS	PP	NO	PP	3'-0"	6'-6"	1 1/8" MS	4.1	801
B19C	3'-0"	6'-6"	1 1/8" MS	PP	NO	PP	3'-0"	6'-6"	1 1/8" MS	4.1	801
B20A	3'-0"	6'-6"	1 1/8" MS	PP	NO	PP	3'-0"	6'-6"	1 1/8" MS	4.1	801
B20B	3'-0"	6'-6"	1 1/8" MS	PP	NO	PP	3'-0"	6'-6"	1 1/8" MS	4.1	801
B20C	3'-0"	6'-6"	1 1/8" MS	PP	NO	PP	3'-0"	6'-6"	1 1/8" MS	4.1	801
B21A	3'-0"	6'-6"	1 1/8" MS	PP	NO	PP	3'-0"	6'-6"	1 1/8" MS	4.1	801
B21B	3'-0"	6'-6"	1 1/8" MS	PP	NO	PP	3'-0"	6'-6"	1 1/8" MS	4.1	801
B21C	3'-0"	6'-6"	1 1/8" MS	PP	NO	PP	3'-0"	6'-6"	1 1/8" MS	4.1	801
B22A	3'-0"	6'-6"	1 1/8" MS	PP	NO	PP	3'-0"	6'-6"	1 1/8" MS	4.1	801
B22B	3'-0"	6'-6"	1 1/8" MS	PP	NO	PP	3'-0"	6'-6"	1 1/8" MS	4.1	801
B22C	3'-0"	6'-6"	1 1/8" MS	PP	NO	PP	3'-0"	6'-6"	1 1/8" MS	4.1	801
B23A	3'-0"	6'-6"	1 1/8" MS	PP	NO	PP	3'-0"	6'-6"	1 1/8" MS	4.1	801
B23B	3'-0"	6'-6"	1 1/8" MS	PP	NO	PP	3'-0"	6'-6"	1 1/8" MS	4.1	801
B23C	3'-0"	6'-6"	1 1/8" MS	PP	NO	PP	3'-0"	6'-6"	1 1/8" MS	4.1	801
B24A	3'-0"	6'-6"	1 1/8" MS	PP	NO	PP	3'-0"	6'-6"	1 1/8" MS	4.1	801
B24B	3'-0"	6'-6"	1 1/8" MS	PP	NO	PP	3'-0"	6'-6"	1 1/8" MS	4.1	801
B24C	3'-0"	6'-6"	1 1/8" MS	PP	NO	PP	3'-0"	6'-6"	1 1/8" MS	4.1	801
B25A	3'-0"	6'-6"	1 1/8" MS	PP	NO	PP	3'-0"	6'-6"	1 1/8" MS	4.1	801
B25B	3'-0"	6'-6"	1 1/8" MS	PP	NO	PP	3'-0"	6'-6"	1 1/8" MS	4.1	801
B25C	3'-0"	6'-6"	1 1/8" MS	PP	NO	PP	3'-0"	6'-6"	1 1/8" MS	4.1	801
B26A	3'-0"	6'-6"	1 1/8" MS	PP	NO	PP	3'-0"	6'-6"	1 1/8" MS	4.1	801
B26B	3'-0"	6'-6"	1 1/8" MS	PP	NO	PP	3'-0"	6'-6"	1 1/8" MS	4.1	801
B26C	3'-0"	6'-6"	1 1/8" MS	PP	NO	PP	3'-0"	6'-6"	1 1/8" MS	4.1	801
B27A	3'-0"	6'-6"	1 1/8" MS	PP	NO	PP	3'-0"	6'-6"	1 1/8" MS	4.1	801
B27B	3'-0"	6'-6"	1 1/8" MS	PP	NO	PP	3'-0"	6'-6"	1 1/8" MS	4.1	801
B27C	3'-0"	6'-6"	1 1/8" MS	PP	NO	PP	3'-0"	6'-6"	1 1/8" MS	4.1	801
B28A	3'-0"	6'-6"	1 1/8" MS	PP	NO	PP	3'-0"	6'-6"	1 1/8" MS	4.1	801
B28B	3'-0"	6'-6"	1 1/8" MS	PP	NO	PP	3'-0"	6'-6"	1 1/8" MS	4.1	801
B28C	3'-0"	6'-6"	1 1/8" MS	PP	NO	PP	3'-0"	6'-6"	1 1/8" MS	4.1	801
B29A	3'-0"	6'-6"	1 1/8" MS	PP	NO	PP	3'-0"	6'-6"	1 1/8" MS	4.1	801
B29B	3'-0"	6'-6"	1 1/8" MS	PP	NO	PP	3'-0"	6'-6"	1 1/8" MS	4.1	801
B29C	3'-0"	6'-6"	1 1/8" MS	PP	NO	PP	3'-0"	6'-6"	1 1/8" MS	4.1	801
B30A	3'-0"	6'-6"	1 1/8" MS	PP	NO	PP	3'-0"	6'-6"	1 1/8" MS	4.1	801
B30B	3'-0"	6'-6"	1 1/8" MS	PP	NO	PP	3'-0"	6'-6"	1 1/8" MS	4.1	801
B30C	3'-0"	6'-6"	1 1/8" MS	PP	NO	PP	3'-0"	6'-6"	1 1/8" MS	4.1	801
B31A	3'-0"	6'-6"	1 1/8" MS	PP	NO	PP	3'-0"	6'-6"	1 1/8" MS	4.1	801
B31B	3'-0"	6'-6"	1 1/8" MS	PP	NO	PP	3'-0"	6'-6"	1 1/8" MS	4.1	801
B31C	3'-0"	6'-6"	1 1/8" MS	PP	NO	PP	3'-0"	6'-6"	1 1/8" MS	4.1	801
B32A	3'-0"	6'-6"	1 1/8" MS	PP	NO	PP	3'-0"	6'-6"	1 1/8" MS	4.1	801
B32B	3'-0"	6'-6"	1 1/8" MS	PP	NO	PP	3'-0"	6'-6"	1 1/8" MS	4.1	801
B32C	3'-0"	6'-6"	1 1/8" MS	PP	NO	PP	3'-0"	6'-6"	1 1/8" MS	4.1	801
B33A	3'-0"	6'-6"	1 1/8" MS	PP	NO	PP	3'-0"	6'-6"	1 1/8" MS	4.1	801
B33B	3'-0"	6'-6"	1 1/8" MS	PP	NO	PP	3'-0"	6'-6"	1 1/8" MS	4.1	801
B33C	3'-0"	6'-6"	1 1/8" MS	PP	NO	PP	3'-0"	6'-6"	1 1/8" MS	4.1	801
B34A	3'-0"	6'-6"	1 1/8" MS	PP	NO	PP	3'-0"	6'-6"	1 1/8" MS	4.1	801
B34B	3'-0"	6'-6"	1 1/8" MS	PP	NO	PP	3'-0"	6'-6"	1 1/8" MS	4.1	801
B34C	3'-0"	6'-6"	1 1/8" MS	PP	NO	PP	3'-0"	6'-6"	1 1/8" MS	4.1	801
B35A	3'-0"	6'-6"	1 1/8" MS	PP	NO	PP	3'-0"	6'-6"	1 1/8" MS	4.1	801
B35B	3'-0"	6'-6"	1 1/8" MS	PP	NO	PP	3'-0"	6'-6"	1 1/8" MS	4.1	801
B35C	3'-0"	6'-6"	1 1/8" MS	PP	NO	PP	3'-0"	6'-6"	1 1/8" MS	4.1	801
B36A	3'-0"	6'-6"	1 1/8" MS	PP	NO	PP	3'-0"	6'-6"	1 1/8" MS	4.1	801
B36B	3'-0"	6'-6"	1 1/8" MS	PP	NO	PP	3'-0"	6'-6"	1 1/8" MS	4.1	801
B36C	3'-0"	6'-6"	1 1/8" MS	PP	NO	PP	3'-0"	6'-6"	1 1/8" MS	4.1	801
B37A	3'-0"	6'-6"	1 1/8" MS	PP	NO	PP	3'-0"	6'-6"	1 1/8" MS	4.1	801
B37B	3'-0"	6'-6"	1 1/8" MS	PP	NO	PP	3'-0"	6'-6"	1 1/8" MS	4.1	801
B37C	3'-0"	6'-6"	1 1/8" MS	PP	NO	PP	3'-0"	6'-6"	1 1/8" MS	4.1	801
B38A	3'-0"	6'-6"	1 1/8" MS	PP	NO	PP	3'-0"	6'-6"	1 1/8" MS	4.1	801
B38B	3'-0"	6'-6"	1 1/8" MS	PP	NO	PP	3'-0"	6'-6"	1 1/8" MS	4.1	801
B38C	3'-0"	6'-6"	1 1/8" MS	PP	NO	PP	3'-0"	6'-6"	1 1/8" MS	4.1	801
B39A	3'-0"	6'-6"	1 1/8" MS	PP	NO	PP	3'-0"	6'-6"	1 1/8" MS	4.1	801
B39B	3'-0"	6'-6"	1 1/8" MS	PP	NO	PP	3'-0"	6'-6"	1 1/8" MS	4.1	801
B39C	3'-0"	6'-6"	1 1/8" MS	PP	NO	PP	3'-0"	6'-6"	1 1/8" MS	4.1	801
B40A	3'-0"	6'-6"	1 1/8" MS	PP	NO	PP	3'-0"	6'-6"	1 1/8" MS	4.1	801
B40B	3'-0"	6'-6"	1 1/8" MS	PP	NO	PP	3'-0"	6'-6"	1 1/8" MS	4.1	801
B40C	3'-0"	6'-6"	1 1/8" MS	PP	NO	PP	3'-0"	6'-6"	1 1/8" MS	4.1	801
B41A	3'-0"	6'-6"	1 1/8" MS	PP	NO	PP	3'-0"	6'-6"	1 1/8" MS	4.1	801
B41B	3'-0"	6'-6"	1 1/8" MS	PP	NO	PP	3'-0"	6'-6"	1 1/8" MS	4.1	801
B41C											

LARGE DOOR SCHEDULE

REMARKS	DOOR		DOOR		DETAILS		FIRE		REMARKS		
	NO.	SIZE	TYPE	MATL.	OPERATOR	GLASS	SET SH-A-60	RATING			
1. SET M/A-600	BOA	10'-0" 8'-0"	SG	INS	REF	1.2	1B9	D1L	D1L	N/A	1
2. SET C/V-A-600	BOA2	10'-0" 8'-0"	SG	INS	REF	1.2	1B9	D1L	D1L	N/A	1
		14'-0" 8'-0"	SG	INS	REF	1.2	1B9	D1L	D1L	N/A	2

OPERATOR KEYS
1 2 3 4 5 6 7 8 9 10 11 12 13 14 15 16 17 18 19 20 21 22 23 24 25 26 27 28 29 30 31 32 33 34 35 36 37 38 39 40 41 42 43 44 45 46 47 48 49 50 51 52 53 54 55 56 57 58 59 60 61 62 63 64 65 66 67 68 69 70 71 72 73 74 75 76 77 78 79 80 81 82 83 84 85 86 87 88 89 90 91 92 93 94 95 96 97 98 99 100

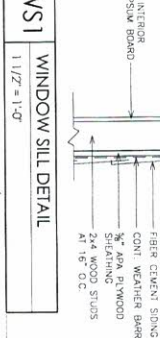
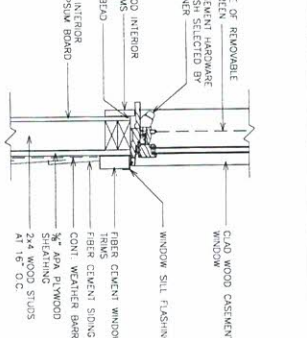
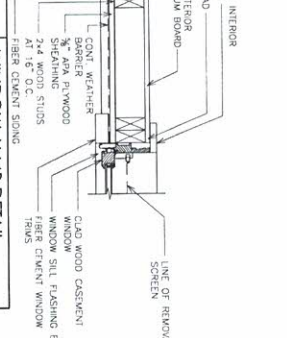
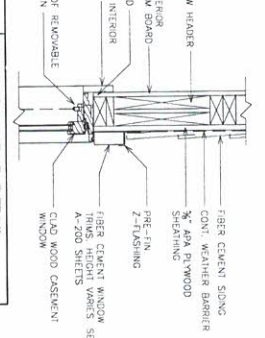
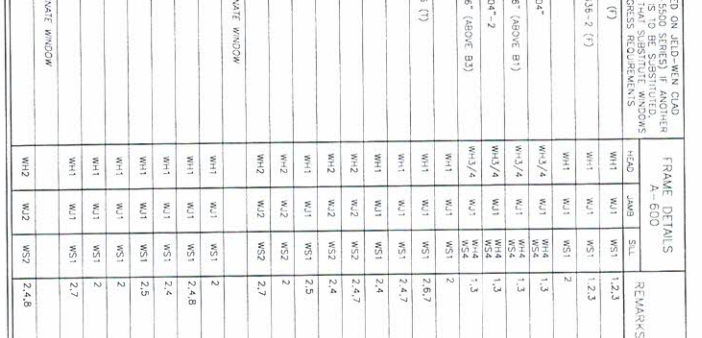
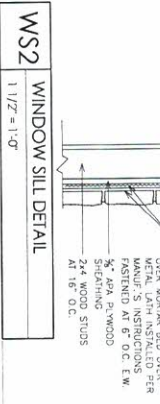
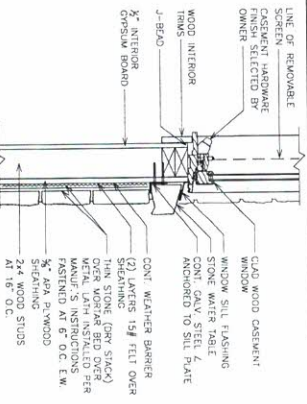
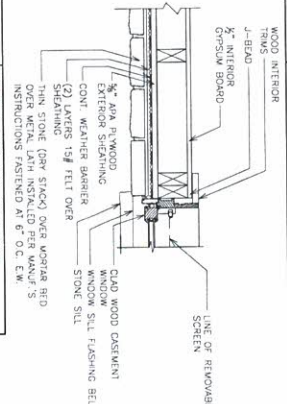
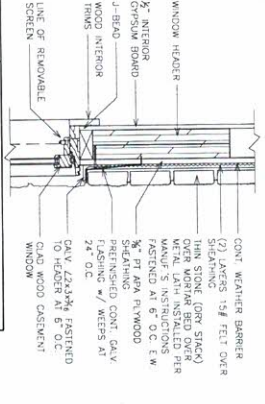
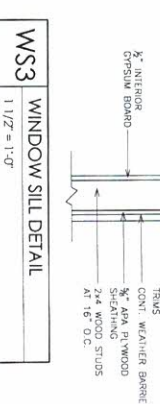
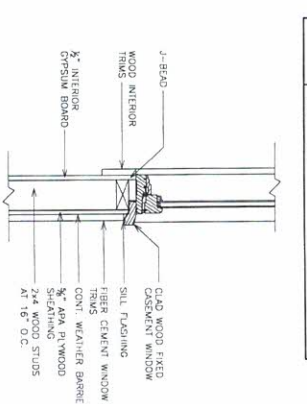
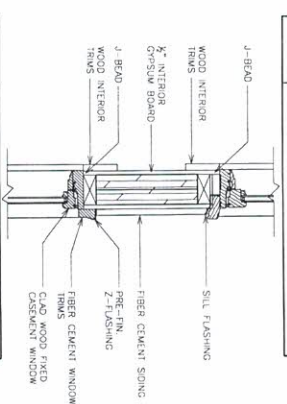
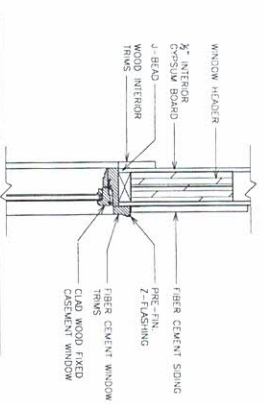
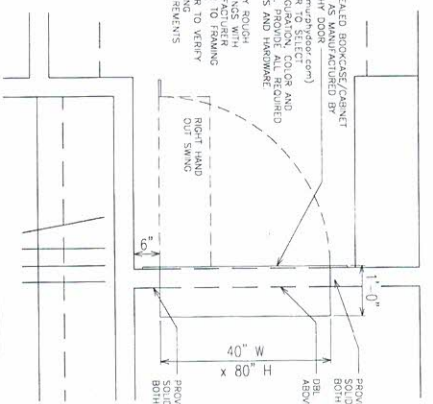
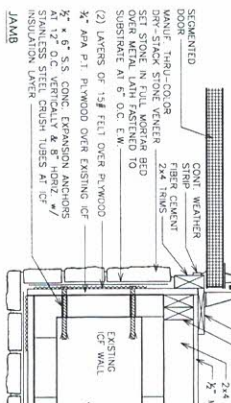
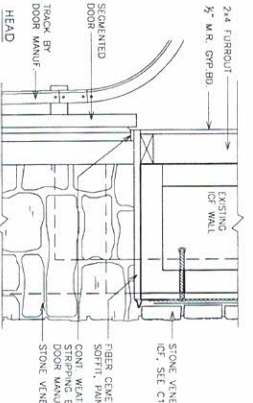
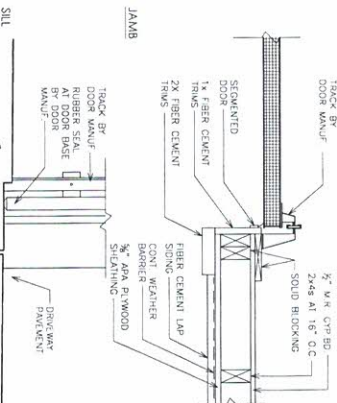
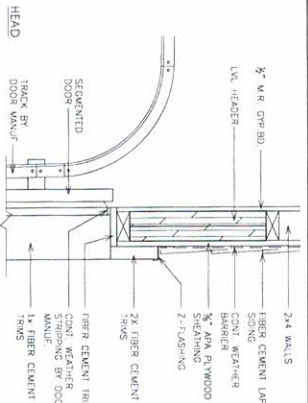
DOOR TYPE KEY:
SG = SEGMENTED

DOOR MATERIALS KEY:
NS = INSULATED STEEL
PF = PRE-FINISHED STEEL (COLOR AND STYLE SELECTED BY OWNER)

DOOR FINISH KEY:
NS = INSULATED STEEL
PF = PRE-FINISHED STEEL (COLOR AND STYLE SELECTED BY OWNER)

OPERATOR KEYS
1 2 3 4 5 6 7 8 9 10 11 12 13 14 15 16 17 18 19 20 21 22 23 24 25 26 27 28 29 30 31 32 33 34 35 36 37 38 39 40 41 42 43 44 45 46 47 48 49 50 51 52 53 54 55 56 57 58 59 60 61 62 63 64 65 66 67 68 69 70 71 72 73 74 75 76 77 78 79 80 81 82 83 84 85 86 87 88 89 90 91 92 93 94 95 96 97 98 99 100

OTHER SYMBOLS KEY
ETR = EXPANDING TO RETURN
D1L = SETTING LOCATED IN
N/A = NOT APPLICABLE



NEW RESIDENCE

BROOK LOVING
700 FOX RUN TRAIL
BAXTER, KY 40806

DOOR & WINDOW
SCHEDULES,
LARGE DOOR
DETAILS, &
WINDOW DETAILS

AS INSTRUMENTS OF SERVICE, THESE DEEDS AND THE DEEDS REPRESENTED BY THEM ARE THE PROPERTY OF DAWSON & DEEDS, INC. AND ARE NOT TO BE REPRODUCED OR COPIED IN ANY MANNER WITHOUT THE WRITTEN CONSENT FROM DAWSON & DEEDS, INC. ANY UNAUTHORIZED USE WILL BE SUBJECT TO LEGAL ACTION.

DRAWN BY:	URK/GHT
CHECKED BY:	DAF
ISSUED:	07/28/25
REVISION(S):	
FILE:	2024-0

FALCONNIER
4622 COMPTON AVENUE
CHICAGO, IL 60631
PHONE 847.584.7868
FAX 847.584.3139
falconniernyc.com
© 2007-2023



NEW RESIDENCE

BROOKLYN
700 FOX RUN TRAIL
BAYTER, KY 40006

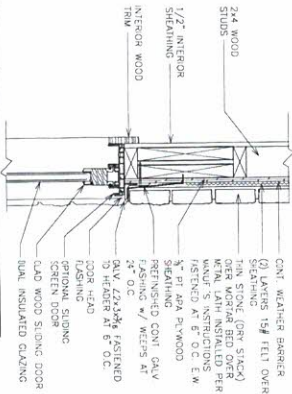
DOOR DETAILS

AT VENDOR'S OF STONE, BRICK, DIMENSIONS AND THE SECTION REPRESENTED BY THIS SET THE PROPERTY OF BAYTER & SON, INC. REPRODUCTION OR USE OF THIS DRAWING WITHOUT WRITTEN CONSENT FROM BAYTER & SON, INC. IS STRICTLY PROHIBITED.

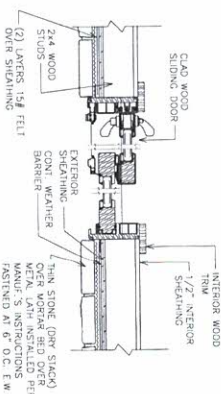
DRAWN BY: DRK/GHF
CHECKED BY: DAF
ISSUED: 07/28/23
REVISION(S):

FILE: 2024-0511

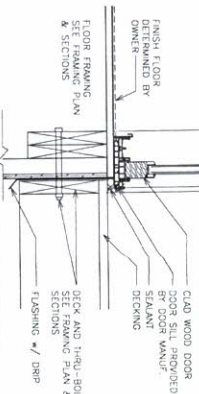
A-601



DH8 DOOR HEAD DETAIL
1 1/2" = 1'-0"



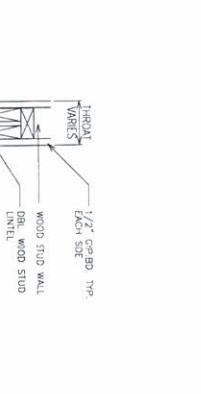
DJ8 DOOR JAMB DETAIL
1 1/2" = 1'-0"



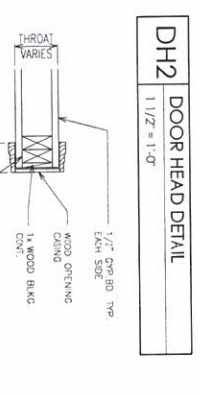
DS8 DOOR SILL DETAIL
1 1/2" = 1'-0"



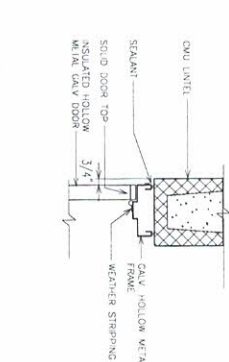
DH10 DOOR HEAD DETAIL
1 1/2" = 1'-0"



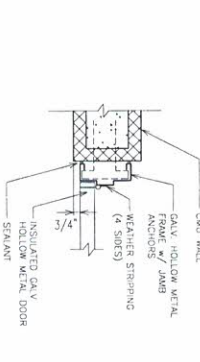
DH6 DOOR HEAD DETAIL
1 1/2" = 1'-0"



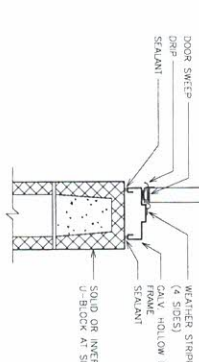
DH4 DOOR HEAD DETAIL
1 1/2" = 1'-0"



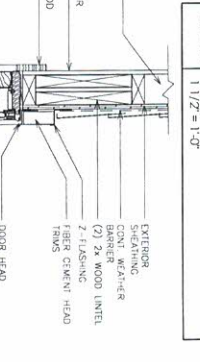
DH10 DOOR HEAD DETAIL
1 1/2" = 1'-0"



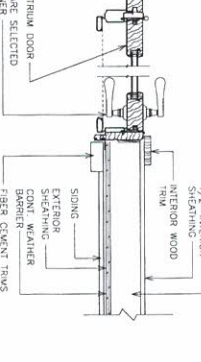
DJ10 DOOR JAMB DETAIL
1 1/2" = 1'-0"



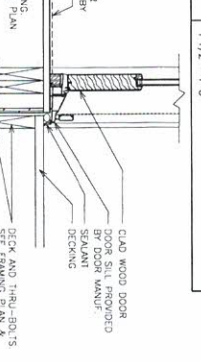
DS10 DOOR SILL DETAIL
1 1/2" = 1'-0"



DH5 DOOR HEAD DETAIL
1 1/2" = 1'-0"



DH6 DOOR HEAD DETAIL
1 1/2" = 1'-0"




DH4 DOOR HEAD DETAIL
1 1/2" = 1'-0"



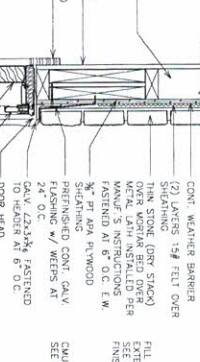
DH10 DOOR HEAD DETAIL
1 1/2" = 1'-0"



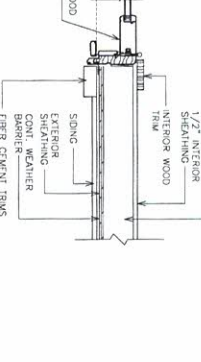
DJ10 DOOR JAMB DETAIL
1 1/2" = 1'-0"



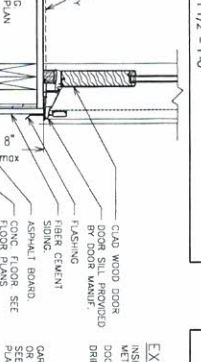
DS10 DOOR SILL DETAIL
1 1/2" = 1'-0"



DH5 DOOR HEAD DETAIL
1 1/2" = 1'-0"




DH6 DOOR HEAD DETAIL
1 1/2" = 1'-0"




DH4 DOOR HEAD DETAIL
1 1/2" = 1'-0"



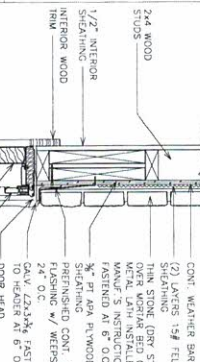
DH10 DOOR HEAD DETAIL
1 1/2" = 1'-0"



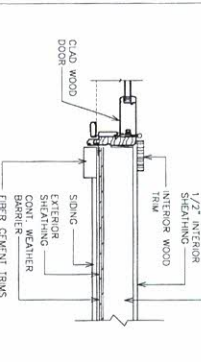
DJ10 DOOR JAMB DETAIL
1 1/2" = 1'-0"



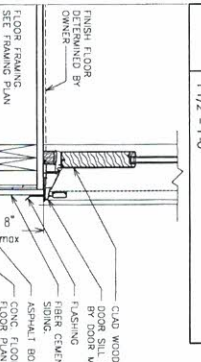
DS10 DOOR SILL DETAIL
1 1/2" = 1'-0"




DH5 DOOR HEAD DETAIL
1 1/2" = 1'-0"




DH6 DOOR HEAD DETAIL
1 1/2" = 1'-0"



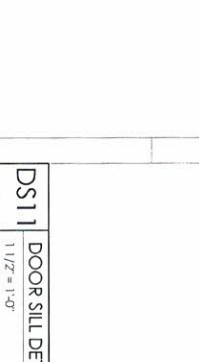
DH4 DOOR HEAD DETAIL
1 1/2" = 1'-0"



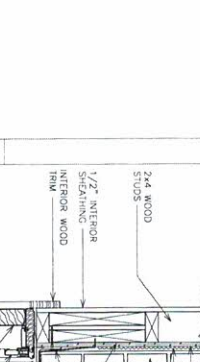
DH10 DOOR HEAD DETAIL
1 1/2" = 1'-0"



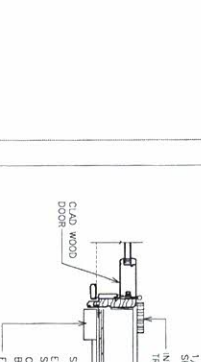
DJ10 DOOR JAMB DETAIL
1 1/2" = 1'-0"



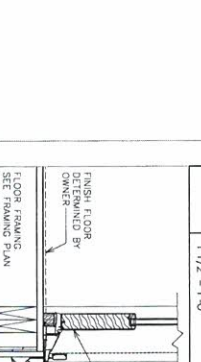
DS10 DOOR SILL DETAIL
1 1/2" = 1'-0"



DH5 DOOR HEAD DETAIL
1 1/2" = 1'-0"



DH6 DOOR HEAD DETAIL
1 1/2" = 1'-0"



DH4 DOOR HEAD DETAIL
1 1/2" = 1'-0"