

RETEA UPDATE

President's Greetings

WELCOME BACK EVERYONE!!!!

We were definitely blessed again with AWESOME summer weather for our break. I hope everyone is well rested and certainly tanned. By now I'm sure everyone is settled in their positions, some new, some very familiar. This is going to be an interesting year for both Administrators and Educational Assistants. With the new Funding Structure, I'm sure you will have many questions. Please remember that your "roles and responsibilities" of an Educational Assistant won't change, just who you may be attached to throughout the day "MAY" change in some levels.

If you have any questions or concerns, remember, your first avenue is to go to your Resource teacher or your Administrator. The professional conduct is to approach them first.

You can always call me at the office if you want to discuss with me your concerns before speaking to your supervisor.

I am in my second year as president of RETEAA. I will be at the RETEAA office everyday between 12:45 to 4:00pm. Feel free to call 204-663-2876 or email reteaa246@gmail.com with any questions, comments or concerns you may have. I also can be reached at skile@retsd.mb.ca

I would like to take this time in advance and thank you for your hard work, dedication and commitment to your student(s), creating a safe and positive environment. I wish you all a successful school year.

Shelley Kile
RETEA President



Inside this issue

SAGE 2017.....	2
Retiree Alumni	2
Qualities of a good E.A. ...	3
Halloween Recipes	4
Contact Info	5






SAGE 2017

A **BIG Thank You**

To our Executive Committee
For taking on the huge **extra**
Task of planning this year's
SAGE PD Day!

****Volunteers needed for SAGE 2018 Committee**
Contact Shelley Kile; skile@retsd.mb.ca



Educational Assistant Retirees

Our goal is for socialization purposes only. We felt that as retirees, or soon to be retirees, we wanted to stay in contact with each other, so we are proposing that we meet to socialize over a meal, two to three times a year.

Everyone is welcome, past or present Retirees!

All you have to do is to contact us at eargoodtime@gmail.com

Here we are at one of our gatherings!



What Qualities Make a Good Educational Assistant?

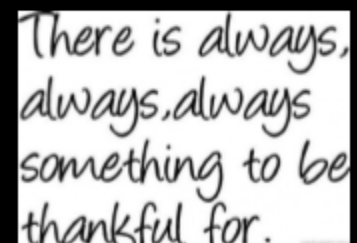
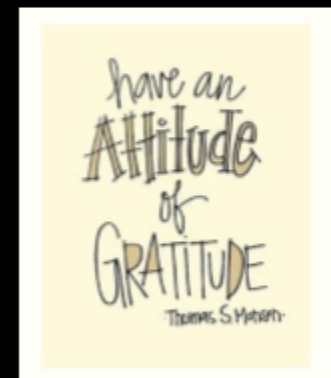
Knowledge - The best educational assistants have a solid knowledge base of the needs of their students and how to best advocate for them. Ask your teacher if there are any strategies and/or triggers that you should be aware of. Ask if there is a BIP (Behaviour Implement Plan) that your student needs to follow.

Patience - Particularly in a classroom where students may display a wide range of abilities, educational assistants need to be patient and compassionate. Taking the time to teach a student and allowing him the opportunity to fail several times in a task is often what brings about eventual success. While it may be easier to tie a student's shoe, allotting him the time to do it successfully on his own will serve him much better in the long run.

Consistency - Educational assistants must be dependable and consistent in how they interact with their students and peers. Students thrive in environments in which expectations are clear, reachable and enforceable.

Adaptability - While special education students benefit from routine, rigidity from their teachers can be counterproductive. Being able to intuitively assess the mood of a classroom or a student and adapt accordingly allows educational assistants to find new learning opportunities. For example, a canceled outing might be the perfect time to have an indoor picnic and allow students to use their imaginations. Or redirecting a disruptive student to a new and more constructive task can help the individual student feel a sense of purpose.

Optimism - Students succeed when they believe in themselves. Assistants should believe in their own abilities and the abilities of their students.



Popcorn Witch Hands

- 2 – 2.75 oz bags of micro-wave popcorn (any popcorn can be substituted)
- 1 box/bag of Hot Tamales candy
- 1 can of Wilton Color Mist in Green
- Disposable Gloves (latex and powder free)



Pop the popcorn in microwave and lay out evenly on parchment paper.

Spray popcorn with color mist and let dry 5-10 minutes.

Place candy tamales inside the fingers of the gloves

Fill with colored popcorn

Tie with ribbon or twist tie

This recipe makes 8 hands.

<http://www.frugalmomemh.com/2016/10/popcorn-witch-hands.html>



<httpswww.createcraftlove.com/witch-fingers/>



**River
East
Transcona
Educational
Assistants
Association**

205-1111 Munroe Ave Winnipeg MB R2K 3Z5 CA
204.663.2876
204.663.2954 Fax
rete246@gmail.com

Website: www.retea.ca