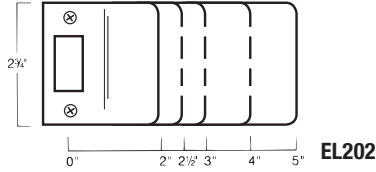


2-3/4" EXTENDED LIP STRIKES

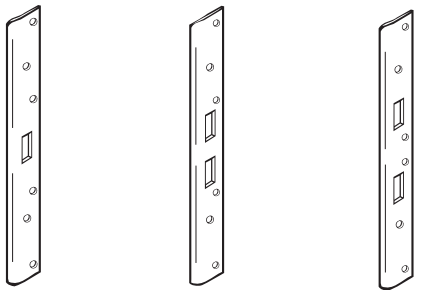
- For use where strike holes are inset into the jamb
- Constructed of 13 gauge material
- Brass plated



MFG #	SIZE	EZ #
EL202BP	2-3/4" x 2"	003162
EL225BP	2-3/4" x 2-1/2"	003165
EL203BP	2-3/4" x 3"	027712
EL205BP	2-3/4" x 5"	027711

LONG STRIKES

- Designed to work with key-in-knobs or deadbolts
- Constructed of 13 gauge steel

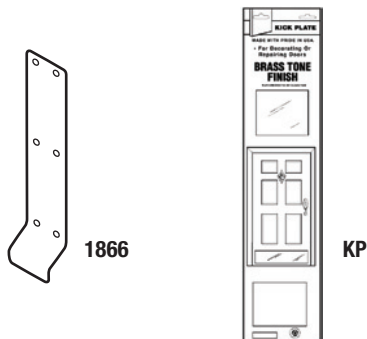


AST21341 AST21342 AST21346

MFG #	SIZE	FINISH	EZ #
SINGLE HOLE; TO WORK WITH KEY-IN-KNOB OR DEADBOLT			
FL208WBP	8" x 1-3/4"	Brass Plated	027850
FL208WSL	8" x 1-3/4"	Silver Plated	027844
FL212WBP	12" x 1-3/4"	Brass Plated	003171
FL212WSL	12" x 1-3/4"	Silver Plated	027847
AST21341BP	18" x 1-3/4"	Brass Plated	026250
DOUBLE HOLE; TO ACCOMMODATE 3-5/8" & 4" CENTRES			
FL212W4BP	12" x 1-3/4"	Brass Plated	027846
FL212W4SL	12" x 1-3/4"	Silver Plated	027845
AST21342BP	18" x 1-3/4"	Brass Plated	026251
DOUBLE HOLE; TO ACCOMMODATE 5-1/2" & 6" CENTRES			
FL212W6BP	12" x 1-3/4"	Brass Plated	027859
AST21346BP	18" x 1-3/4"	Brass Plated	003145
AST21346SL	18" x 1-3/4"	Silver Plated	084880



PUSH/PULL PLATE & KICK PLATES



- 1866**
- Constructed of 11 gauge stainless steel
 - Projection: 1-1/4"
 - ANSI A156.6 J303

- KP**
- Packaging includes an outer corrugation that protects the kick plate and allows it to be hung for display or stacked

MFG #	SIZE	FINISH	EZ #
1866 630	3-1/2" x 15-3/4"	Stainless Steel	101979
KP634 630	6" x 34"	Satin Stainless	100384



20R SERIES REMOVABLE CYLINDER DEADBOLT



20R BACK SIDE



- Full 1" throw bolt with hardened steel rod insert
- Revolving cylinder collar resists any attempt at twist-off
- Door thickness adjustable for door 1-3/8" to 1-3/4"
- UL adjustable bolt 2-3/8" or 2-3/4" backset
- Removable solid brass 6 pin cylinder (pinned 5) standard
- Compatible with LSDA C500 cylinders as well as many other retrofit and high security brands

MFG #	FINISH	KEYWAY	EZ #
SINGLE CYLINDER			
20R3S ADJ UL KA4	Polished Brass	SC1	086306
20R3W ADJ UL KA4	Polished Brass	WR3	086307
20R32D S ADJ UL KA4	Satin Stainless	SC1	086309
20R32D W ADJ UL KA4	Satin Stainless	WR3	086310
DOUBLE CYLINDER			
25R3W ADJ UL KA4	Polished Brass	WR3	086313
25R32D S ADJ UL KA4	Satin Stainless	SC1	086315
25R32D W ADJ UL KA4	Satin Stainless	WR3	086316

For a wide variety of keyways other than the stocked SC1 or WR3 keyway, please see our LSDA C500 & Ilco 15995 Universal Cylinders.

GRADE 3 BOLTS, THICK DOOR PACKAGES & STRIKES



9060N32D



9026N



9511N3



9370N32D



9512N32D

MFG #	FINISH	TYPE	EZ #
ADJUSTABLE 2-3/8" OR 2-3/4" BOLT			
9026N	Satin Stainless	Drive-In	081030
9060N3	Polished Brass	Standard	080753
9060N32D	Satin Stainless	Standard	080755
MFG #	FINISH	SERIES	EZ #
2-1/4" THICK DOOR PACKAGE			
9511N3	Polished Brass	20 & 20R	076438
9511N32D	Satin Stainless	20 & 20R	076439
9512N3	Polished Brass	25 & 25R	076440
9512N32D	Satin Stainless	25 & 25R	076441
2-3/4" X 1-1/8" STRIKE			
9370N3	Polished Brass	All	082833
9370N32D	Satin Stainless	All	082832