

Installing IMS Map360 updates and upgrades

- 1.) Customers with **current CCP maintenance** will be entitled to install updates and upgrades. (Standard new licenses include 3 months CCP please contact us to renew.)
- 2.) For new installs go to download page to download latest version Map360:
<http://ims.leica-geosystems.com/download>
Both 32 and 64 bit versions are available, select correct version then SAVE to download the file. (If unsure, go to your Windows Start button > right click on Computer and select Properties).
- 3.) **To activate a new key or install upgrades** have USB key inserted in computer and internet access. If you do not have admin rights you may need to contact your IT section.
- 4.) **Update your USB key on-line first** to apply a date change onto your USB license key which must postdate the software version release date that is being installed so it will be licensed.

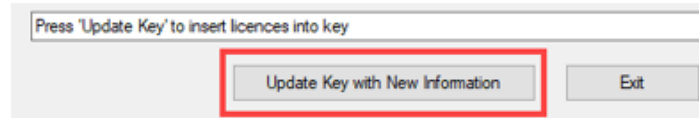
To activate/update your USB key for Map360 **v2 and Newer**: from Home Tab go to the top right ribbon under **Help** to **About IMS Map360** and click down arrow as shown:



< Select License Manager

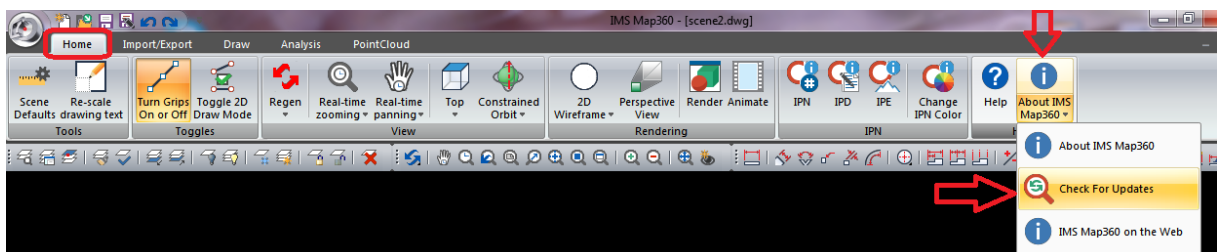
Then you will see a pop-up box for Software License USB Key Maintenance.

Click button at bottom of box to Update Key:



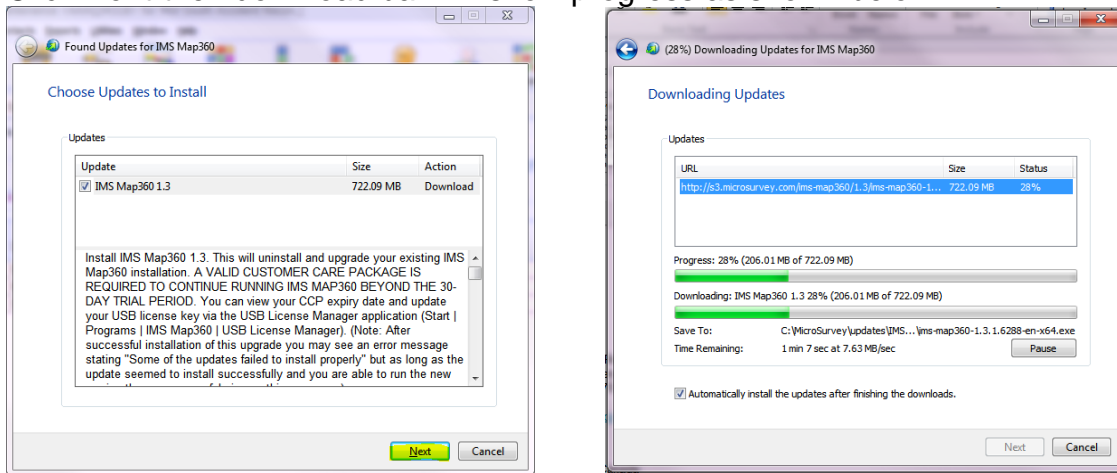
For older version 1.0 -1.3 releases key update instructions are found here: <http://www.microsurvey.com/usb/forensic/>

- 5.) Once your USB key is activated/ date updated, open IMS Map360 program on blank or open drawing.
- 6.) On **Home Tab** go to “**About IMS Map360**” drop down. Select **Check For Updates**:



7.) Program pop up appears: **Checking for Updates**

8.) Click **Next** then download bar will show progress as shown below:



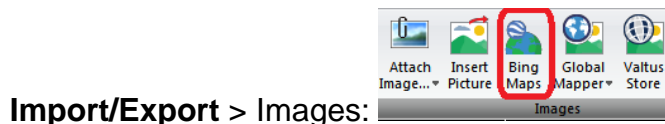
9.) Once download done begins install. Then need to Check box to **agree** and then click **Next**.

10.) Click **Install** then installation starts and may take a few moments and when done click **Finish**:



Version 1.3 New Tool buttons under **Draw** tab:

Analysis:



NOTE: Bing Maps licenses are added to the USB license keys with V1.3 release. If you have IMS Map360 V1.3 or newer and find your Bing Maps is not activated yet, call us at 800-661-3312 or email register@microsurvey.com with your USB key #.

If the new tools above do not appear you may need to **reset your PROFILE**. Instructions how to do this are found here: [Reset User Profile in Map360](#)

Make sure you have Administrator rights for your computer when updating. If installing on an agency computer, you may need to have your agency IT staff install for you.

If you require our technical support call us at: **1-800-668-3312** (7-5 Pacific)
Or email our Helpdesk at: ims@microsurvey.com

For Sales inquiries or renewing maintenance call us at: 1-888-632-8285

Websites:

New releases, training information, movies, etc. see: [Knowledgebase Articles and Movies](#)

Overview of the new IMS V1.3 features with corresponding links to instructional movies how to use these new features: [Features with demo movies](#)

Home page: ims.leica-geosystems.com

For those that wish to explore and learn more functionality, we have many training movies and resources for prior version of MapScenes release [Training movies/mapscenes](#) and also under our Survey software which operate on same CAD platform so many are similar: [MicroSurvey CAD Training Movies](#)