
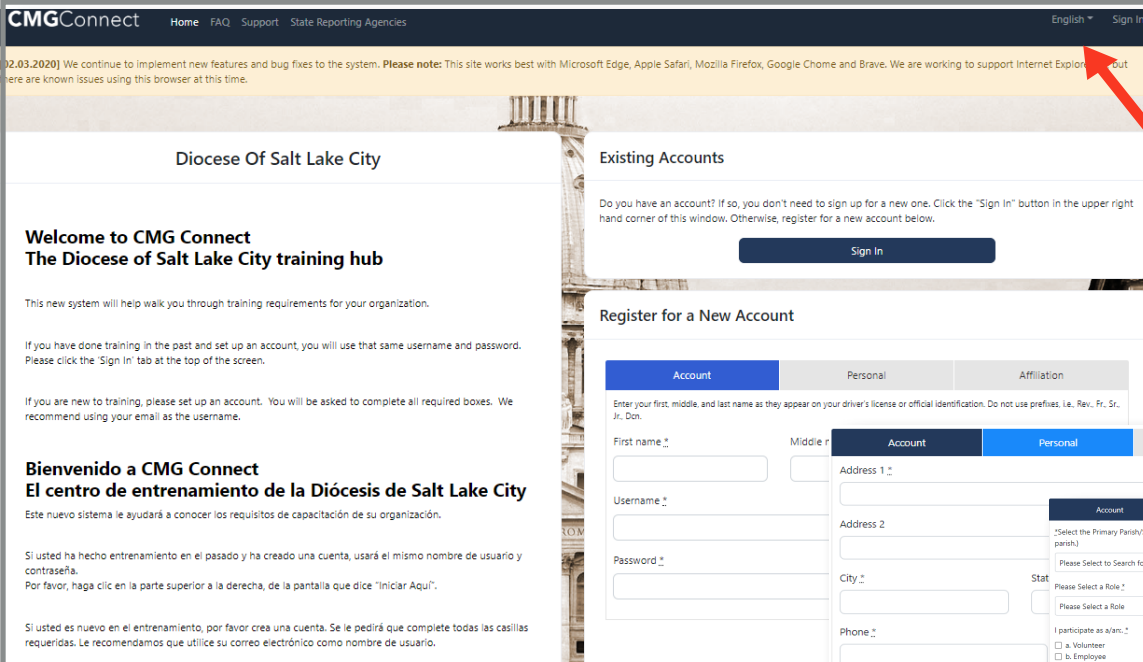




Safe Environment Youth Minors Ages 11-17

Getting Started:

1. Go to <https://SaltLakeCity.cmgconnect.org/>
2. Create a new account by completing all the boxes under the **Register for a New Account** area. This includes your address, primary parish, and how you participate at your parish or school. *If you have questions please contact your parish/school coordinator.*
Note: in the 'I participate as a/an:' section, select d. Youth Minor (ages 11 to 17). NOT for Adults.
3. Your dashboard will show you the required and optional training curriculums that have been customized for your particular role within the Diocese.
4. Click  under the **Youth Minor (ages 11 to 17). NOT for Adults - SLC** training to begin.
5. If needed, you can access your completion certificate after you are certified by returning to the training dashboard and clicking **Print Certificate**.



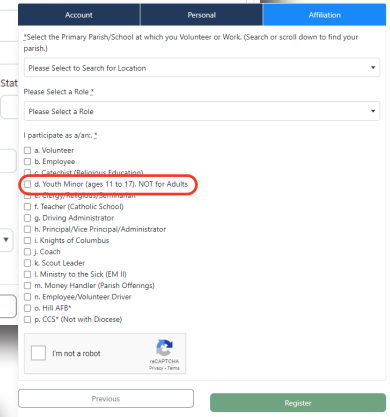
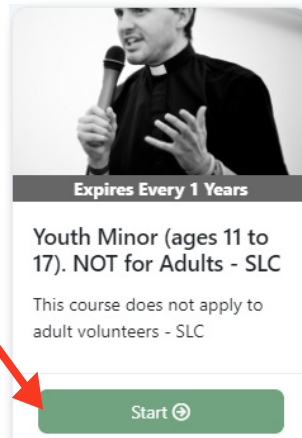
Click Here and select "Spanish" to change language settings before creating a new account.

- You will progress through ALL three account creation screens then click **Register** to complete your profile set-up. *Make sure you select d. Youth Minor (ages 11 to 17). NOT for Adults.*

- On your dashboard, click **Start** to open the **Youth Minor (ages 11 to 17). NOT for Adults - SLC** training option.

- Progress through the training sections—as you complete each page, it will be marked as **✓** to show that the segment is finished.

- Once you have been certified, a completion certificate will be available under the finished module on your dashboard. Click the **'Print Certificate'** button to access.



Overview

Training information and results

Bishop Welcome Letter

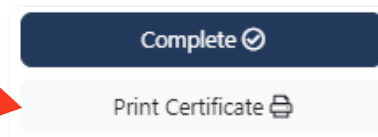
Read and Acknowledge Page

Volunteer Role

Question/Answer Page

Youth 11 - 17 Code of Conduct

Read and Acknowledge Page



<https://SaltLakeCity.CMGconnect.org/>