CORRIDOR ACCESSIBILITY BY TRAFFIC ANALYSIS ZONE (TAZ)

Emergency Response

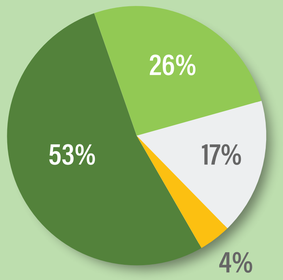

- Decrease in travel time
- No change in travel time
- Increase <30 seconds
- Increase >30 seconds

- 79% TAZs (107 of 136) show faster response times or no change
- Only 4% TAZs (6 of 136) experience a time increase of > 30 seconds
- Max increase FROM firehouse does not exceed 1.2 minutes
- Max increase TO firehouse does not exceed 1.9 minutes





Travel To / From WEST

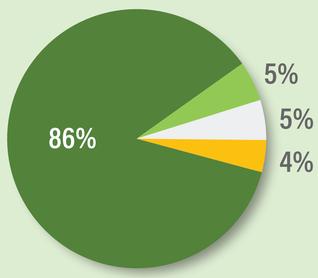

- Decrease in travel time
- No change in travel time
- Increase <30 seconds
- Increase >30 seconds

- 91% TAZs (123 of 136) show faster travel times or no change
- Only 4% TAZs (6 of 136) experience a time increase of > 30 seconds
- Max increase to/from WEST does not exceed 1.3 minutes

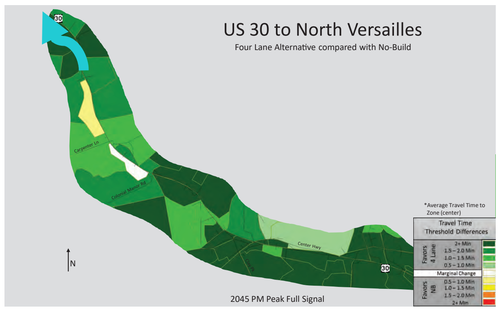

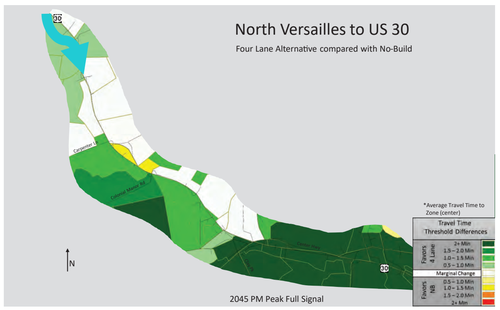

Travel To / From SOUTH

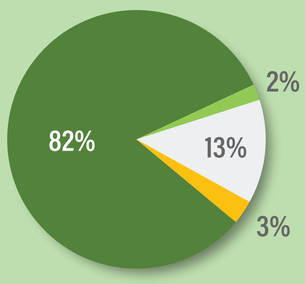

- Decrease in travel time
- No change in travel time
- Increase <30 seconds
- Increase >30 seconds

- 84% TAZs (114 of 136) show faster response times or no change
- Only 3% TAZs (4 of 136) experience a time increase of > 30 seconds
- Max increase to/from SOUTH does not exceed 1.0 minute

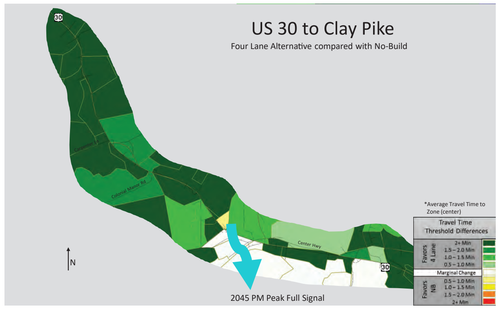

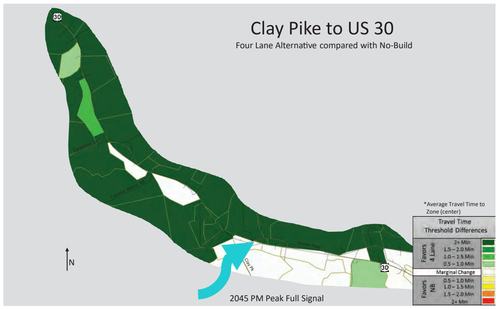

Travel To / From EAST

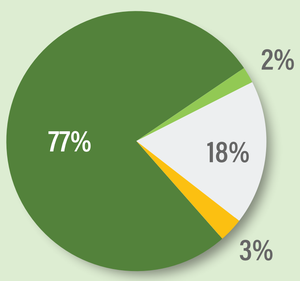

- Decrease in travel time
- No change in travel time
- Increase <30 seconds
- Increase >30 seconds
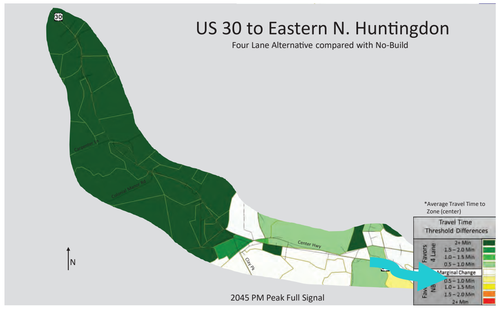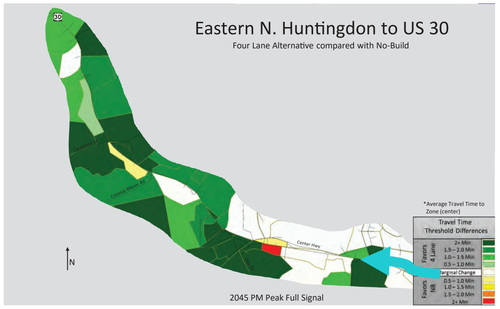
- 79% TAZs (107 of 136) show faster travel times or no change
- Only 4% TAZs (6 of 136) experience a time increase of > 30 seconds
- Max increase to/from EAST does not exceed 1.0 minute except one zone, which shoes a 3.1-minute increase due to removal of "grandfathered" left turns