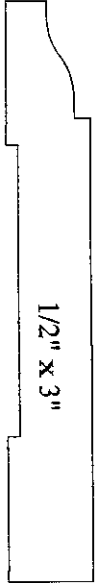





#2264  
1" x 2"




#2000

1/2" x 3"



#2001

1/2" x 3"



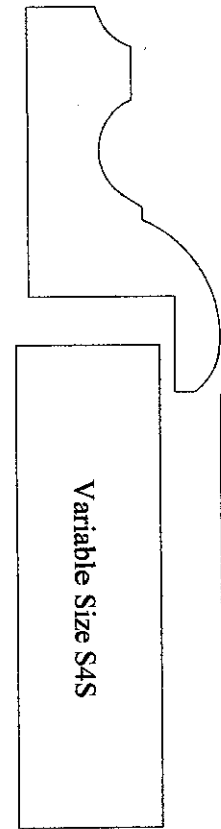
#2002

3/4" x 3-1/2"


#2630  
3/4" x 2"



#2010  
1/2" x 1-3/4"

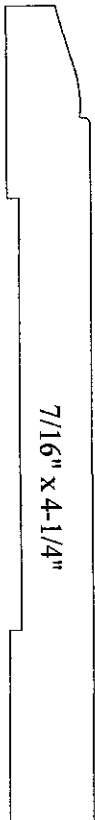


Variable Size S4S



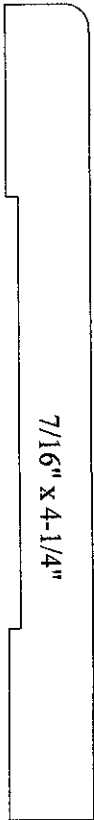
#2188

3/4" x 7-1/4"




#2425

7/16" x 4-1/4"



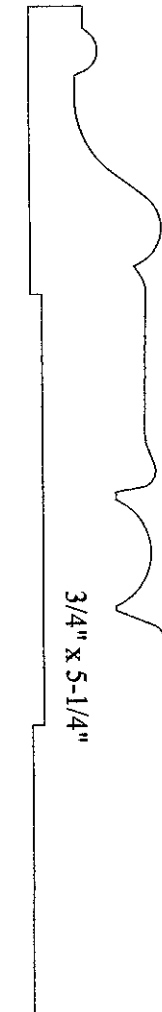
#2014

7/16" x 4-1/4"




#2740

3/4" x 4-1/4"



#2250

3/4" x 5-1/4"



#2168

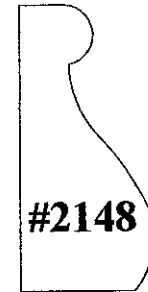
3/4" x 5-1/4"




#2009

1/2" x 5-1/2"

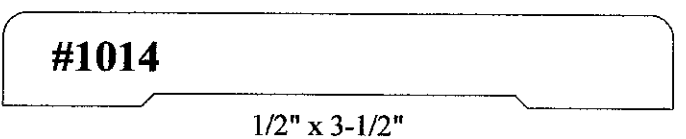
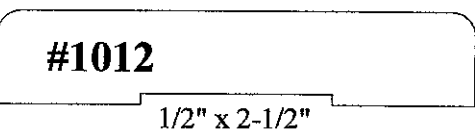
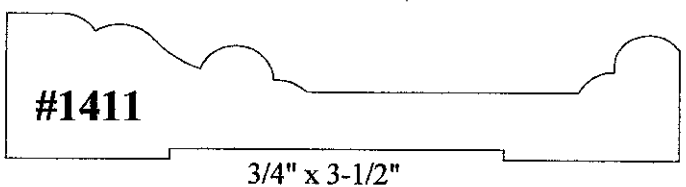
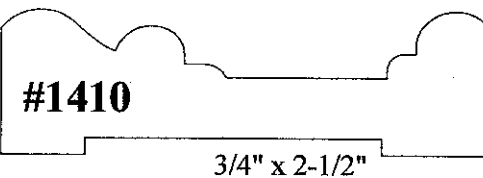
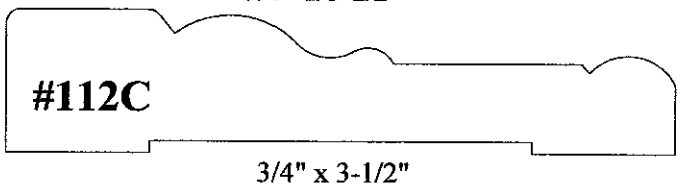
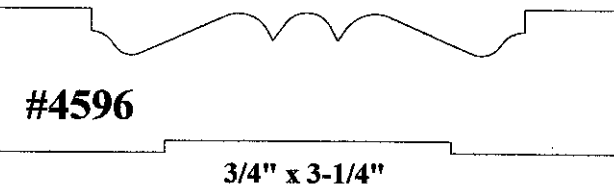
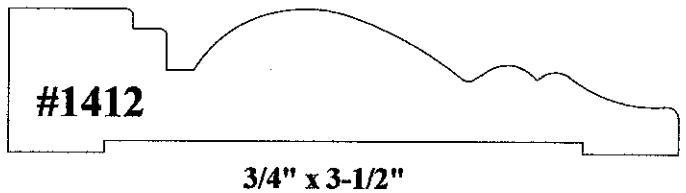
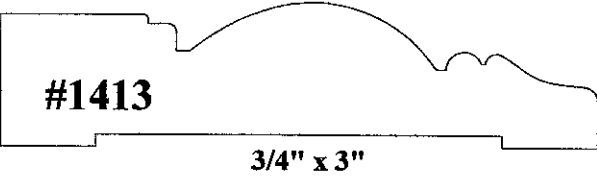
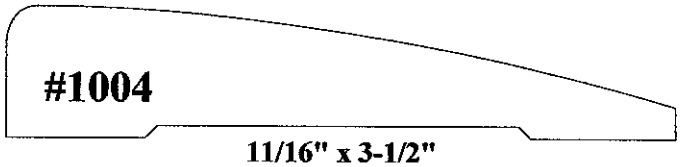
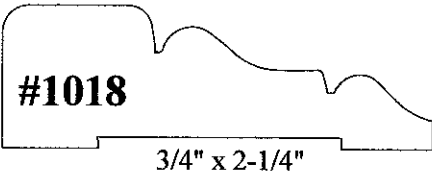
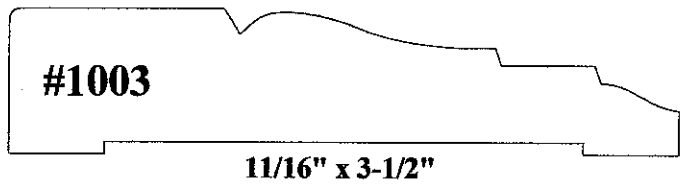
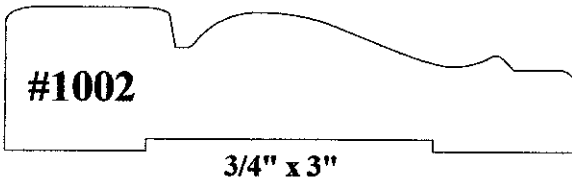
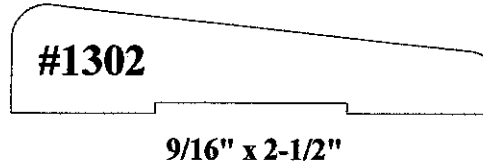
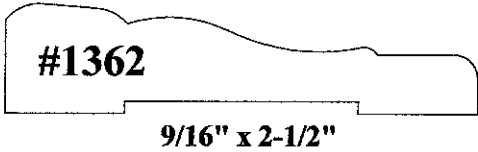
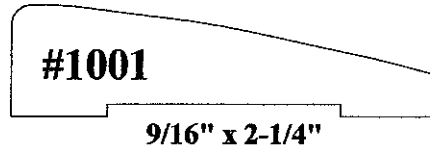
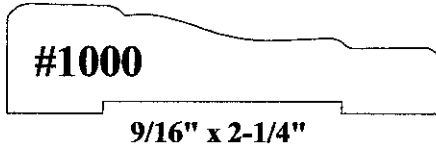
23/32" x 1-1/2"



#2148

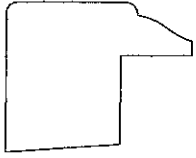


Variable Size S4S



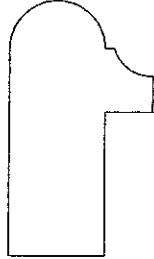


#1016



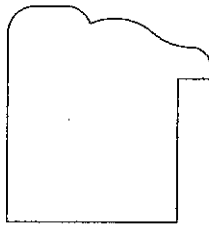
25/32" x 31/32"

#1892



3/4" x 1-5/16"

#1436

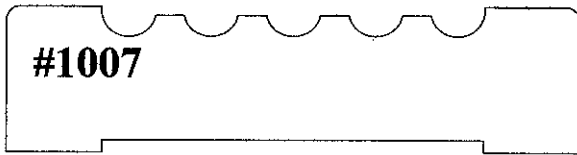


1-1/16" x 1-1/8"

#1800

1-1/4" x 2-1/4"

#1007



3/4" x 3"

#1040



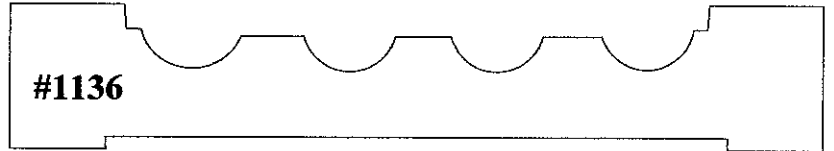
3/4" x 3-1/2"

#1020



11/16" x 3"

#1136

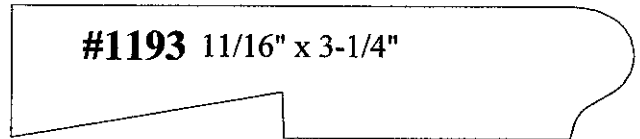


3/4" x 4-1/4"


#3000 7/16" x 1-5/16"



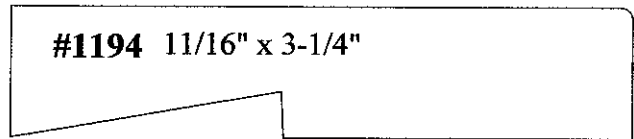
#1193 11/16" x 3-1/4"



#3001 7/16" x 1-5/16"



#1194 11/16" x 3-1/4"



#3935 7/16" x 1-3/8"




# 2" Lattice  
3/16" x 2"

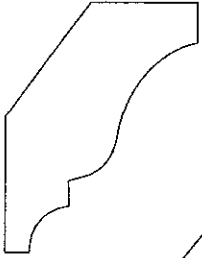


# BEAD  
1/2" x 1-1/8"



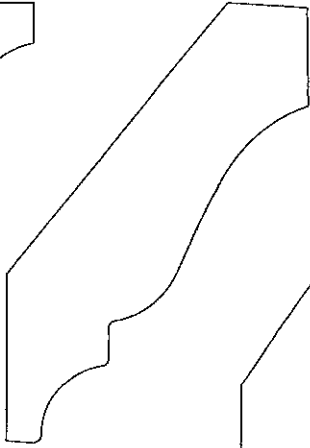
# 4" Lattice  
3/16" x 4"






**#4158**

11/16" x 1-5/8"




**#4052**

11/16" x 2-3/4"




**#4001**

11/16" x 3-1/2"




**#4048**

11/16" x 4-1/4"



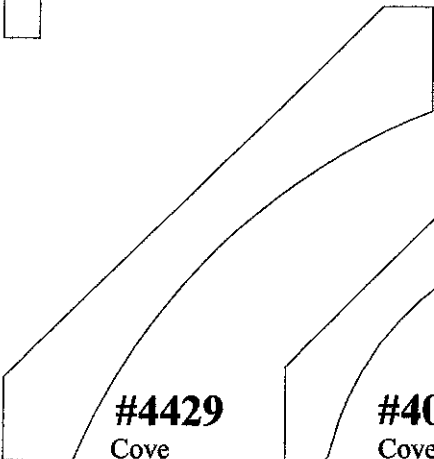
**#4007**

3/4" x 5-1/4"




**#4214**

Rake Mold  
1-3/32" x 2-3/16"



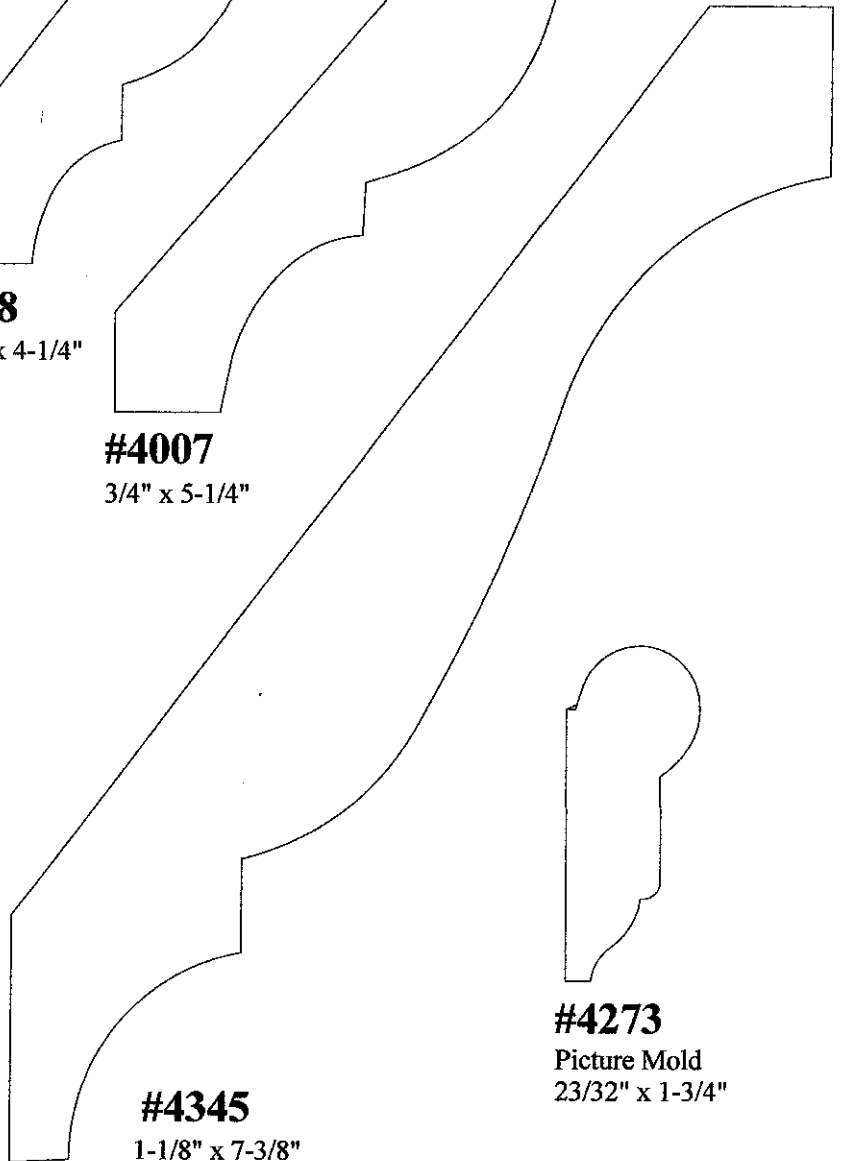
**#4429**

Cove  
9/16" x 3-1/2"



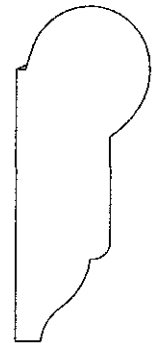
**#4002**

Cove  
9/16" x 2"



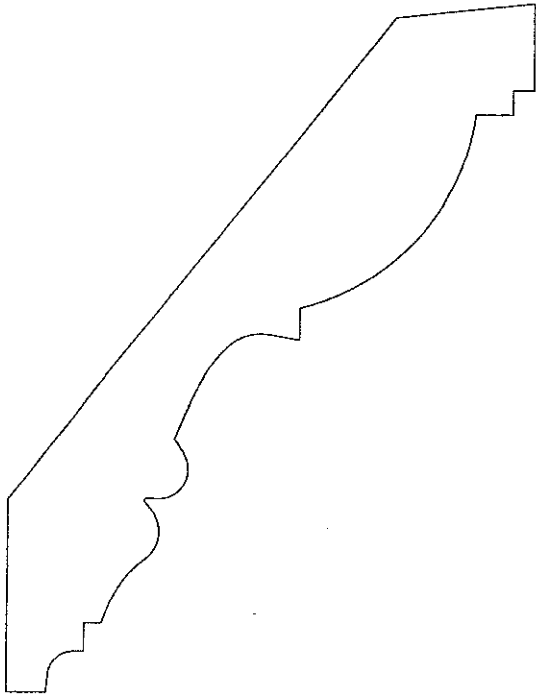
**#4345**

1-1/8" x 7-3/8"



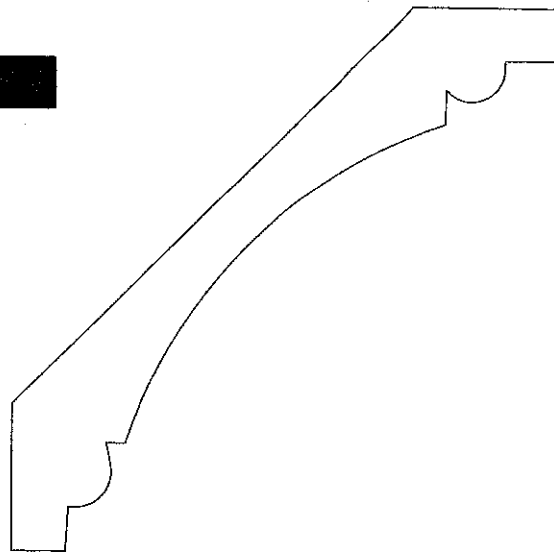
**#4273**

Picture Mold  
23/32" x 1-3/4"



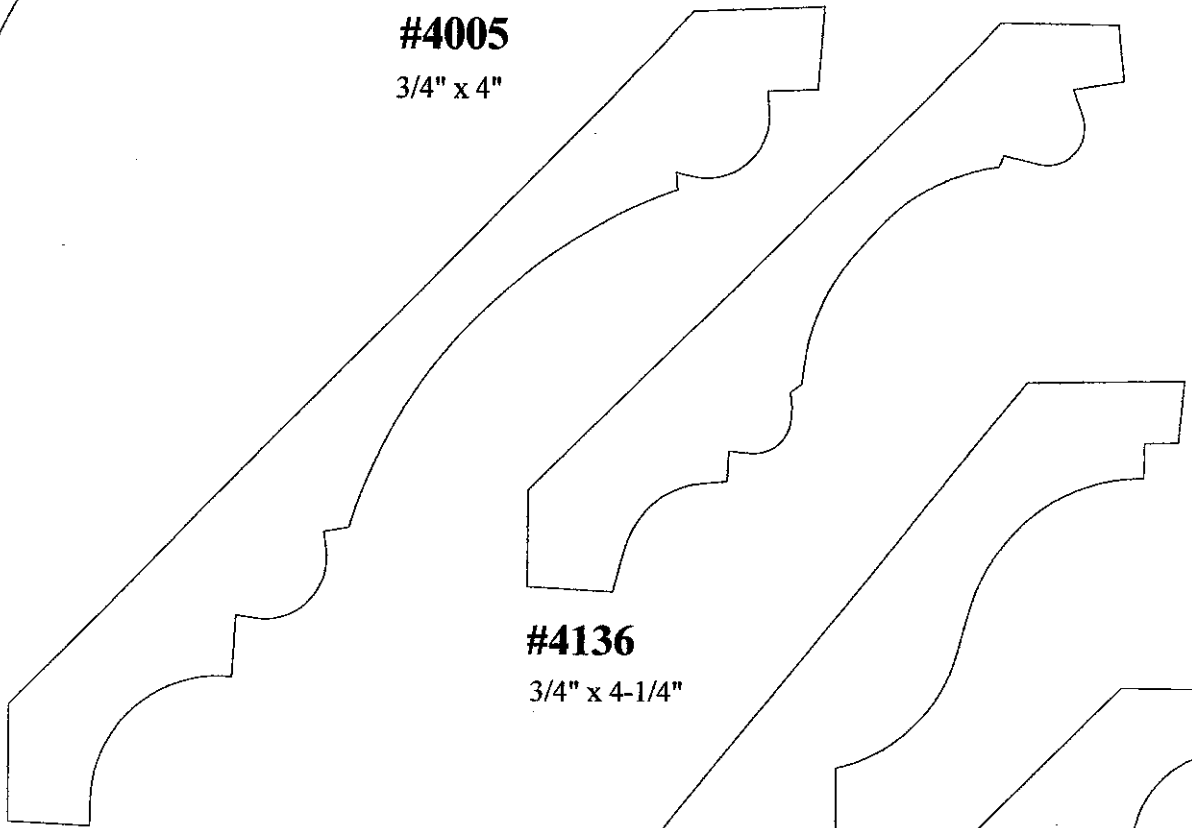
**#4712**

3/4" x 4-1/2"



**#4005**

3/4" x 4"

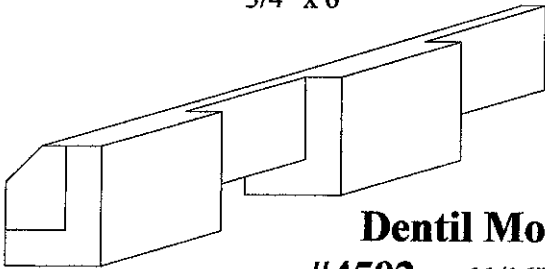


**#4136**

3/4" x 4-1/4"

**#4138**

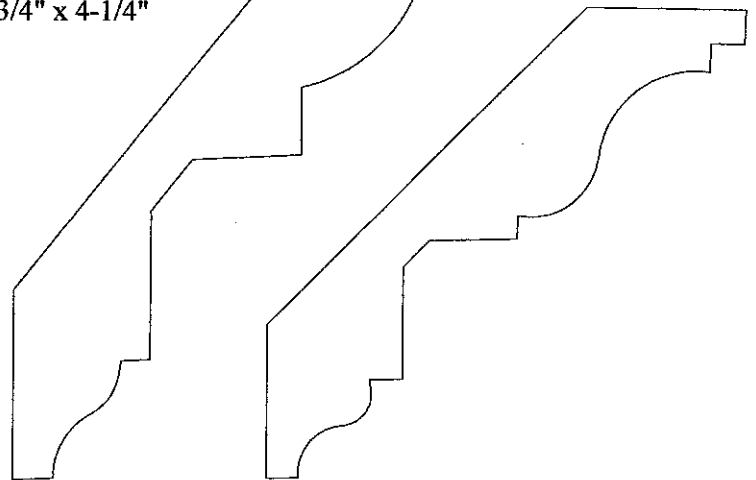
3/4" x 6"



**Dentil Mold**

**#4502** 11/16" x 15/16"

**#4504** 1/2" x 5/8"




**#4AV6**

3/4" x 5-1/4"


**#4709**

3/4" x 3-5/8"



**#5005**

1/2" x 2-1/2"




**#5006**

7/8" x 2-1/2"



**#5104**

1" x 3-1/4"



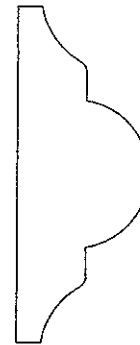
**#5008**

3/4" x 3-3/4"



**#2288**

11/16" x 2-3/4"



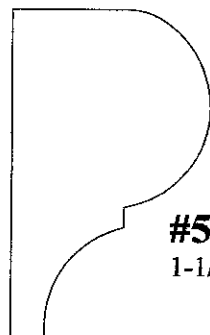
**#5017**

11/16" x 1-3/4"



**#7135**

5/16" x 1-1/4"



**#5134**

1-1/16" x 1-3/4"



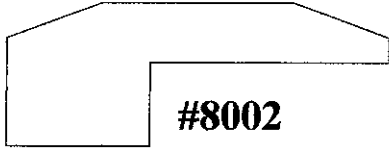
**#959**

3/8" x 1-5/8"

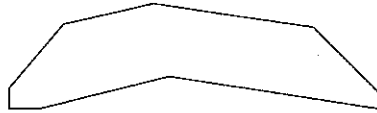


**#7140**

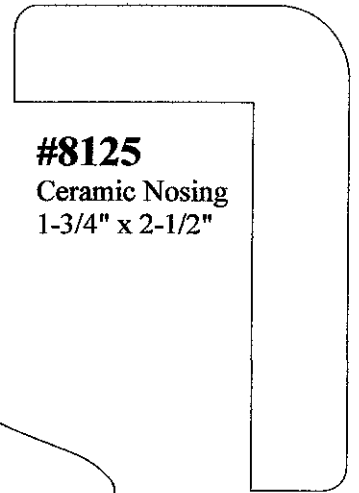
3/8" x 1-1/4"



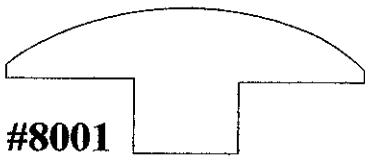
**#8002**  
Offset  
3/4" x 2"




**#8003**  
5/8" x 2"




**#8125**  
Ceramic Nosing  
1-3/4" x 2-1/2"




**#8001**  
T-Threshold  
3/4" x 1-7/8"



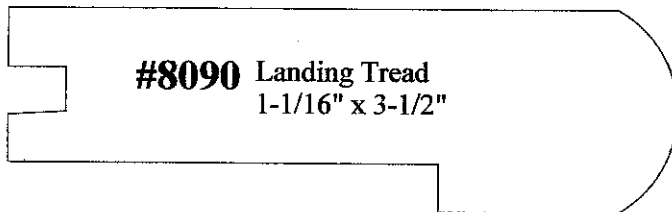
**#8005**  
5/8" x 3-5/8"




**#8312**  
Clamshell  
3/4" x 2-1/4"



**#6000**  
1" x 3"




**#8090** Landing Tread  
1-1/16" x 3-1/2"

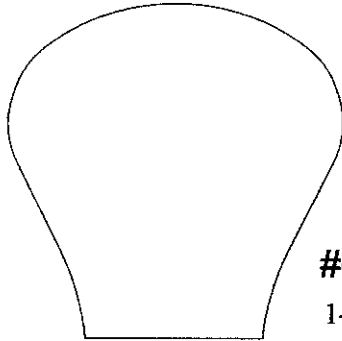


**#Tread**  
Nosing

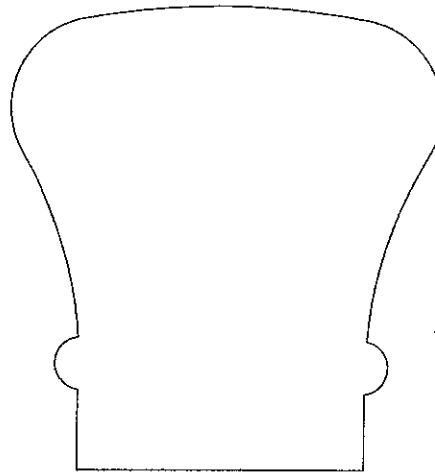
1-1/16" x 1-1/4"



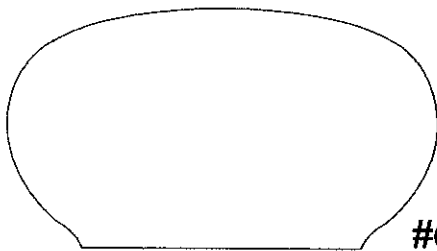
**#8085** Landing Tread  
1-1/16" x 5-1/4"




**#6048**  
1-3/4" x 1-3/4"



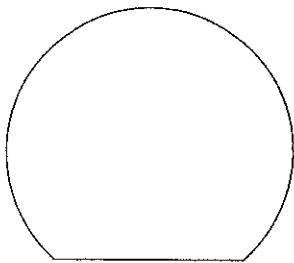
**#6010**  
2-1/4" x 2-5/16"



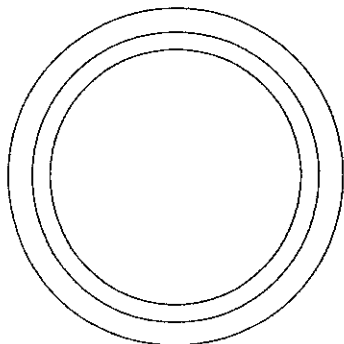
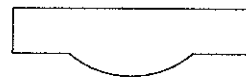
**#6042**  
1-1/4" x 2-1/4"



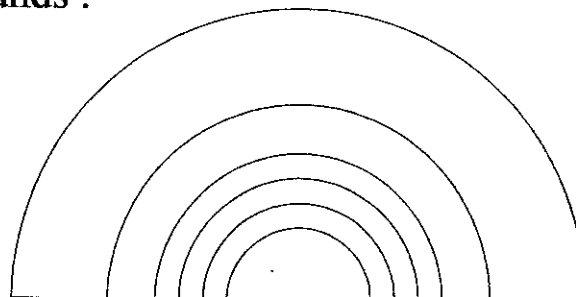
**#6010P**  
2-1/4" x 2-5/16"  
w/ Plow & Fillet



**#6040**  
1-1/2" x 1-5/16"  
w/ 1" Flat Bottom

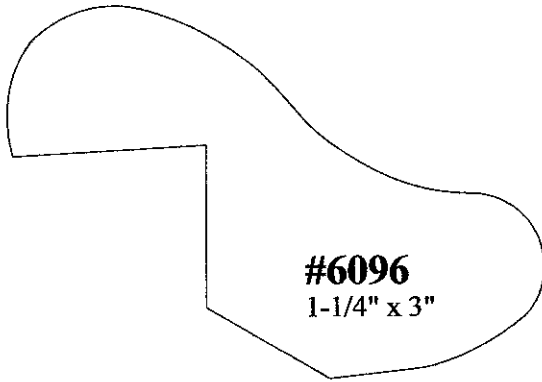


Full Rounds :  
1-5/16"  
1-1/2"  
1-3/4"

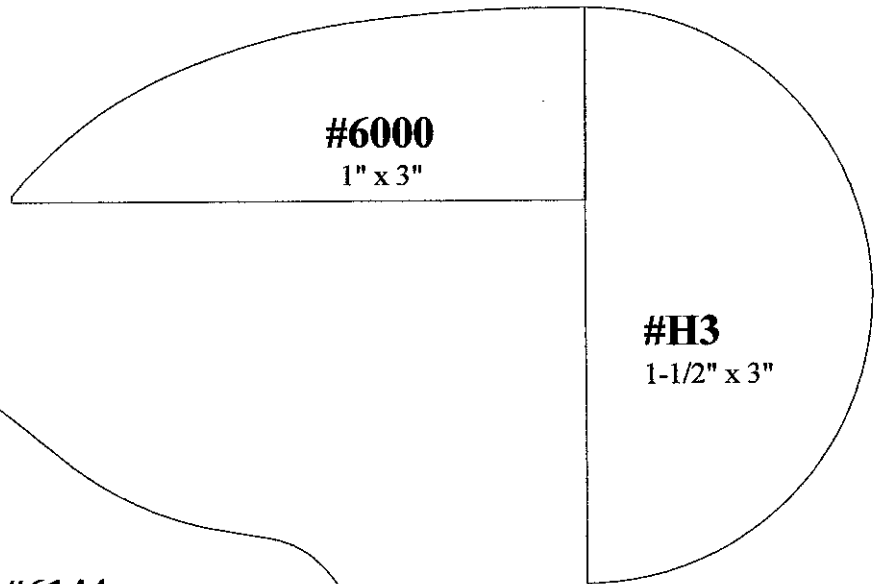


Half Rounds :  
3/4"  
1"  
1-1/4"  
1-1/2"  
2"  
3"



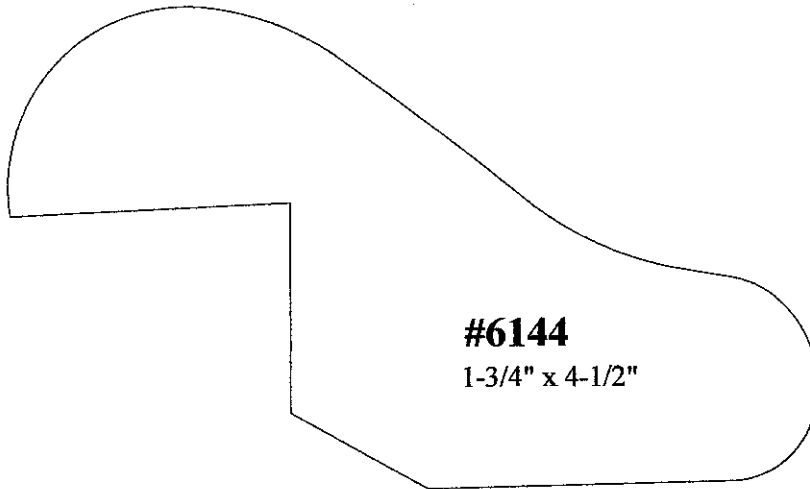


**#6096**  
1-1/4" x 3"

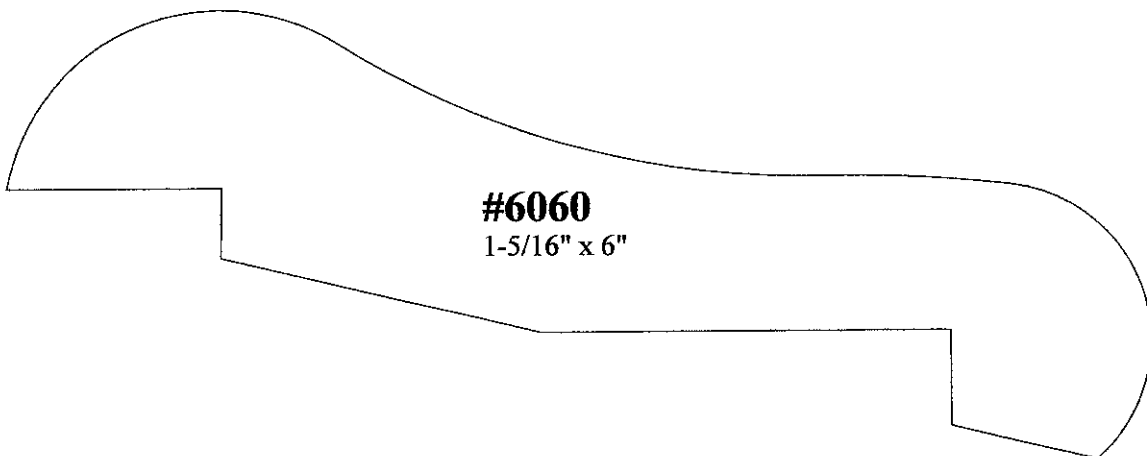


**#6000**  
1" x 3"

**#H3**  
1-1/2" x 3"



**#6144**  
1-3/4" x 4-1/2"



**#6060**  
1-5/16" x 6"