



EXTRUDED ALUMINUM LOUVER

MODEL: 4-DLF

**4" DEPTH DRAINABLE FLANGED
FRAME LOUVER**



APPLICATION

The 4-DLF is a 4" depth drainable / weather flanged frame louver for protection of high air intake velocities and exhaust in building exterior walls. The blade design for 4-DLF has a better performance to channel water to the jams which directs the water escape at the sill.

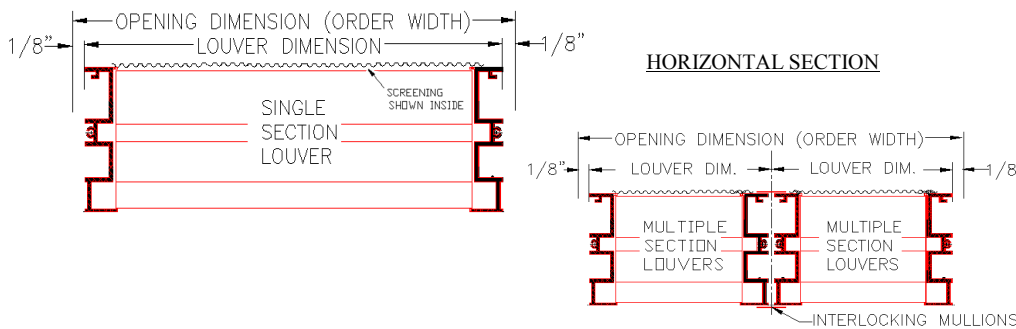

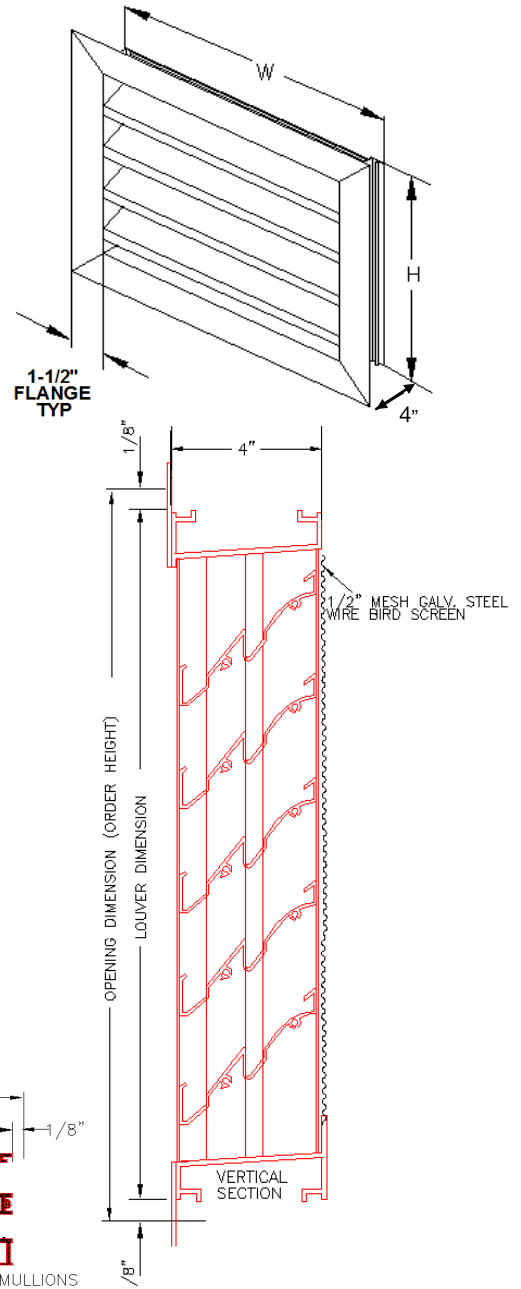
SPECIFICATIONS

- Frame:** 0.081 thick extruded aluminum
6063-T5 mill finish
- Blade:** 0.081 thick extruded aluminum
6063-T5 mill finish
- Blade Spacing:** Approximately 3-1/4" center to center
(except at head and sills)
- Fasteners:** 10" x 3/4" tek screws
- Blade Angle:** 45°
- Min. Height:** 8"
- Max. Single Sec.:** Consult factory for maximum size
- Screen:** Bird screen 1/2" x 1/2" galvanized steel

OPTIONS

- Insect Screen 18" x 16" mesh aluminum
- Bird Screen 1/2" x 1/2" aluminum

- Finish:** Clear Anodized
- Color Anodized
- Powder Coat Paint
- Baked Enamel Paint

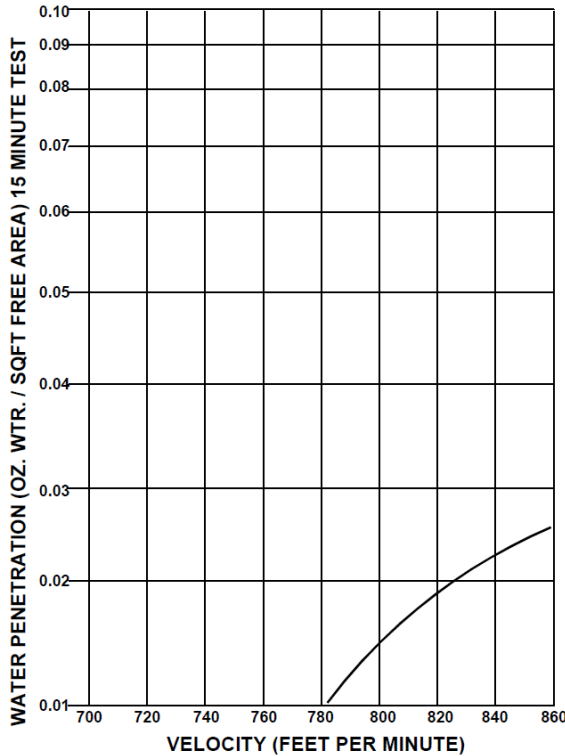




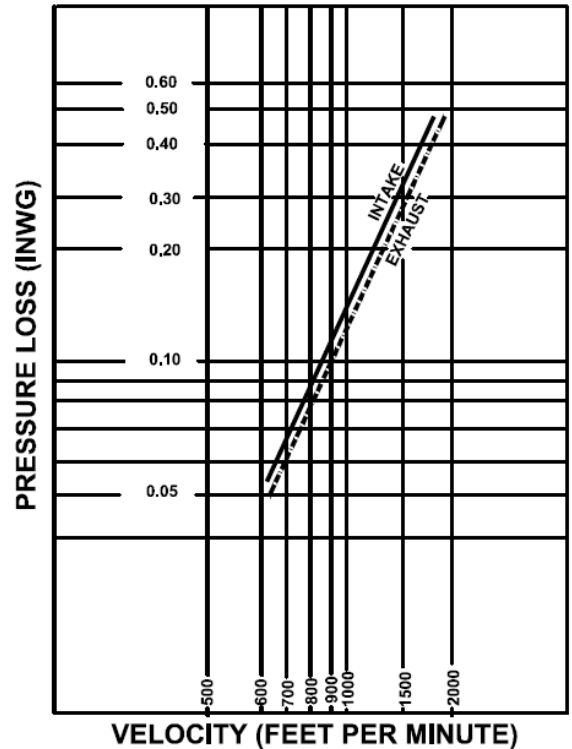
EXTRUDED ALUMINUM LOUVER

Test on a 48"x48' size louver

WATER PENETRATION TEST



**MODEL: 4-DL & 4-DLF
AIR RESISTANCE TEST**



The beginning point of water penetration is 1059 FPM @ 0.01 OZ/SQ.FT. of free area.

Performance testing in accordance with AMCA STD 500

Louver size determination

air flow volume	cfm /	free area velocity @ beginning point of water penetration	fpm =	Required Louver Free Area	ft ²
-----------------	-------	---	-------	---------------------------	-----------------

Select louver size from Free Area Chart below, based on required louver free area above
Determine pressure drop from Pressure Drop Chart based on required louver free area above

FREE AREA IN SQ.FT.

		WIDTH							
		12"	18"	24"	30"	36"	42"	48"	54"
HEIGHT	12"	0.29	0.57	0.77	0.95	1.10	1.29	1.45	1.62
	24"	0.66	1.22	1.68	2.14	2.60	3.08	3.52	3.98
	30"	0.87	1.58	2.17	2.75	3.35	3.94	4.53	5.12
	36"	1.11	1.93	2.65	3.37	4.09	4.82	5.54	6.26
	42"	1.30	2.28	3.13	3.98	4.84	5.69	6.55	7.40
	48"	1.45	2.74	3.77	4.80	5.83	6.85	7.89	8.91
	54"	1.69	3.09	4.25	5.41	6.57	7.73	8.90	10.05
	60"	1.82	3.49	4.80	6.10	7.41	8.72	10.03	11.34
	66"	2.08	3.84	5.28	6.72	8.16	9.60	11.04	12.48
	72"	2.31	4.19	5.76	7.33	8.91	10.48	12.05	13.62
78"	2.39	4.54	6.24	7.95	9.65	11.35	13.05	14.76	
84"	2.63	4.89	6.73	8.58	10.40	12.23	14.07	15.90	
90"	2.70	5.40	7.43	9.45	11.48	13.50	15.53	17.55	



231 Commerce Dr. Montgomeryville, PA 18936
Tel: 215-412-4445 Fax: 215-412-4409
Email: lloydind@firedamper.com

138 Industrial Loop West, Orange Park, FL 32073
Tel: 904-541-1655 Fax: 904-541-1657
Email: lloydind1@bellsouth.net

B1, 4/F., Luen Ming Hing Factory Building
36 Mok Cheong St.,
To Kwa Wan, Kowloon, H. K.
Tel: 852-2760-4188 Fax: 852-2760-4177
Email: tatanlexyim@lloydasia.com

