

FULLY ASSEMBLED TRAINING SYSTEMS FOR PLUMBERS



Hampden[®]
ENGINEERING CORPORATION



PLUMBERS



H-RBPT-1 Residential Bathroom Plumbing Trainer

- 3'-6" X 8'-0" platform dimensions: Aluminum frame, waterproof treated 3/4" plywood floor
- 6" rear wall 4' X 8' – Wood stud frame, Aluminum plate front, clear lexan back
- Gravity flush WC – floor mounted
- Grab bar above WC
- Power outlet next to grab bar
- Lavatory with faucet – wall hung
- Floor mounted service/mop sink (acting as shower pan)
- Tub / Shower valve w/ shower head
- Clothes washer box w/ waste and water on back side of wall
- Waste line rodding exercise under floor
- Water – cold and hot connections on right side of floor platform (for water hook up)
- Rodding waste line left side w/female adapter w/plug
- Rodding waste line right side pipe penetrate 4" past platform (for waste hook up)
- 4 heavy duty wheels all 4 rotating – two locking

Fixtures

- WC – Gerber HE-21-802 Avalanche 1.28 Round Front 12" Rough-In Toilet
- Lavatory - American Standard Penlyn Wall-Hung Lavatory 0373050 w/ concealed arms support
- Lavatory faucet – Glacier Bay Two-Handle Lavatory Faucet

Handles

- Grab bar – 18" grab bar – generic brand
- Service/mop sink – 24" fiberglass mop sink – generic brand
- Tub/Shower valve / Shower head – Delta Faucet – Classic Monitor 13 Series Tub /Shower /trim - Model #: T13420-H2OT with Delta Universal TS Valve Body IPS
- Clothes washer box: Sioux Chief OX Box 696 series clothes washer faucets with water hammer arresters and clothes washer outlet box.

Piping

- Water supply – copper pipe
- Waste – PVC schedule 40



H-RBPT-2 Residential Bathroom Plumbing Trainer

- 3'-6" X 8'-0" platform dimensions: Aluminum frame, waterproof treated 3/4" plywood floor
- 6" rear wall 4' X 8' – Wood stud frame, aluminum plate front, clear lexan back
- Pressure assist one piece WC – floor mounted
- Grab bar above WC
- Power outlet next to grab bar
- Lavatory with faucet – wall hung
- Floor mounted service sink (acting as shower pan)
- Tub / Shower valve w/ shower head and tub spout
- Clothes washer box w/ waste and water on back side of wall
- Waste line rodding exercise under floor
- Water – cold and hot connections on right side of floor platform (for water hook up)
- Rodding waste line left side w/female adapter w/plug
- Rodding waste line right side pipe penetrate 4" past platform (for waste hook up)
- 4 heavy duty wheels all 4 rotating, two locking

Fixtures

- WC – Gerber 21-012 Maurice One Piece Pressure Assist Toilet (Ultra Flush)
- Lavatory - American Standard Penlyn Wall-Hung Lavatory 0373050 w/ concealed arms support
- Lavatory faucet – Delta – Lewiston Two Handle Widespread Lavatory Faucet #35902LF-SS
- Grab bar – 18" grab bar – generic brand
- Service sink – 24" fiberglass mop sink – generic brand
- Tub / Shower valve – Delta Faucet – Classic Monitor 13 Series Tub /Shower / trim - Model #: T13420-H2OT with Delta Universal TS Valve Body PEX
- Clothes washer box: Sioux Chief OX Box 696 series clothes washer faucets with water hammer arresters and clothes washer outlet box.

Piping

- Water supply – PEX
- Waste – ABS schedule 40

PLUMBERS



H-CPLT-3 Commercial Plumbing Trainer

Commercial Plumbing - Module 3:

- 3' - 6" X 8' - 0" platform dimensions: Aluminum frame, waterproof treated 3/4" plywood floor
- 6" rear wall 4' X 8' – Wood stud frame, aluminum plate front, clear lexan back
- Floor mounted washfountain 36" semi circular
- Power outlet
- Service sink w/ Service sink faucet
- Waste line rodding exercise under floor
- Water – cold and hot connections on right side of floor platform (for water hook up)
- Rodding waste line left side w/female adapter w/plug
- Rodding waste line right side pipe penetrate 4" past platform (for waste hook up)
- 4 heavy duty wheels all 4 rotating, two locking

Fixtures

- Washfountain – Bradley Sentry Semi-Circular Shallow Bowl Washfountain SN2023
 - o Floor mounted
 - o Off line vent with supplies from below
 - o Foot control hold open air valve
 - o Standard pedestal height
 - o Tempered line supply
 - o No soap dispenser
 - o With Back splash

- Service sink American Standard Akron Service Sink #7695.008 with drilled back 2 holes on 8" center and rim guard
 - o Faucet: 8341.076 exposed yoke wall mount with vacuum breaker and stops in shank
 - o Trap Standard: 7798.020 cast iron P trap standard to wall and strainer for 2"
- Drum trap –

Piping

- Water supply – copper tube
- Waste – PVC schedule 40



H-CRPT-4 Commercial Restroom Plumbing Trainer

Commercial Restroom Plumbing - Module 4:

- 3' - 8" X 8' - 0" platform dimensions – Aluminum frame and floor
- 16" center wall centered at 4' – 4' high with aluminum diamond plate face facing clear lexan panel face of wall
- Wall hung flushometer WC back to back on center wall
- Power outlet next to WC
- Urinal 0.25 gal flush – electronic (battery) flushometer back to back on center wall
- Water – cold and hot connections on right side of floor platform (for water hook up)
- 4 heavy duty wheels all 4 rotating, two locking

Fixtures

- WC – Kohler Kingston K-4325 1.28gpf Wall Hung Water Closet: JR Smith Fig. 0210Y No-Hub w/2" vent Vertical WC Carrier
- Kohler Exposed Wave Flushometer Valve – 1.28gpf K-10673
- Urinal - Sloan WEUS-1002.1201-0.25 Solis Optima Plus Systems Solar Powered High Efficiency Urinal Flushometer and Urinal

Piping

- Water supply – copper tube
- Waste – cast iron no hub



PLUMBERS



H-FFFT-5 Fixtures/Fittings/Faucets Trainer

Consists of:

- 3' X 8' X 3' 6" aluminum rolling stand (verify dimensions to fit faucet placement)
- Full length trough on all four sides
- Each faucet with hot and cold supply
- 20 faucets – 8 on each long side – 2 on each short side
- 2" drain for hook up
- 2ea – 3/4" water connection for hook up
- 4 heavy duty wheels all 4 rotating, two locking

Lavatory faucets –


- Single handle –
 - o Delta 581LF-PP Single Handle Bathroom Faucet
 - o Delta B501LF Single Handle Bathroom Faucet
 - o Delta 534LF-PP Single Handle Lavatory Faucet
 - o Delta 520-MPU-DST Single Handle Lavatory Faucet
- Double handle –
 - o Delta B2510LF Two Handle Bathroom Faucet
 - o Chicago Faucets 797-ABCP Lavatory Faucet
 - o Delta 86T1153 Two Handle Metering Lavatory Faucet (2)

Kitchen faucets –

- Single handle –
 - o Kingston Brass KB3891BL Kitchen Faucet
 - o Delta B4310LF Single Handle Single Hole Pull Out Kitchen Faucet (2)
 - o Delta B4410LF Single Handle Kitchen Faucet with Side Sprayer
 - o American Standard 4279300.002 Single Handle Pull Down Kitchen Faucet
 - o Delta 9176-PR-DST Single Handle Pull Down Kitchen Faucet
 - o Delta B4310LF Single Handle Three Hole Pull Out Kitchen Faucet
- Double handle –
 - o Delta 2597LF-MPU Two Handle Pull Out Kitchen Faucet

Specialty faucets – 2ea

- Pre-rinse spray valve –
 - o T&S Brass B-0113 Pre-rinse Spray
 - o Kohler 13461-CP Sculpted Insight Faucet



Hampden[®]

ENGINEERING CORPORATION





H-PFRT-6 Pipe Freeze and Repair Trainer

Consists of the following parts:

- Identical to model in pictures below
- Small sink
- 1" copper pipe as shown in picture
- Two separate risers each with ball valves underneath cabinet
- 1' between 1" brass unions on front horizontal line
- Hose bib draining into sink
- Hose bib connection for hook up
- 1-1/2" quick connection for drainage hook up
- For use with Ridgid SF-2500 Pipe Freezer
- 4 heavy duty wheels all 4 rotating, two locking



H-RWHT-7 Residential Water Heaters Trainer

- 2'- 6" X 8'- 0" aluminum platform dimensions (verify dimensions to carry WH)
- 6" rear wall 5' X 8' aluminum or steel studs aluminum front and clear lexan back
- Electrical wiring for use
- Steel IPS gas piping for use with connection on right side
- Water – cold and hot connections on right side of floor platform (for water hook up)
- Heavy duty wheels all rotating, two locking

Heaters

- Residential gas water heater – sealed combustion chamber – power vent – propane – 40 gal
 - o Residential Atmospheric Vent Energy Saver Water Heater W/ ICON 40gal
 - o Power Vent Water Heater
- Residential electric water heater – 40 gal –



PLUMBERS



H-CWHT-8 Commercial Water Heaters Trainer

- 2'- 6" X 8'- 0" platform dimensions (verify dimensions to carry WH)
- 6" rear wall 5' X 8' aluminum or steel studs aluminum front and clear lexan back
- Electrical wiring for use
- Steel IPS gas piping
- Water – cold and hot connections on right side of floor platform (for water hook up)
- Heavy duty wheels all rotating

Heaters

- Commercial gas with electronic ignition – Bradford White Model # D-38T-155-3N
- Commercial gas with millivolt ignition – Bradford White Model # DM-38T-155-3n
- Tankless water heater –
 - o Noritz NR71 (N-0631S) Series Residential Tankless Water Heater




H-WHCT-9 Water Heater Controls Trainer

Consists of the following:

- Bradford White Icon Control System Cutaway Display, Pipe for use
- Navien Tankless Water Heater System Cutaway Display
- Gas Water Heater



PLUMBERS



H-PUMT-10 Pumps Trainer

- Platform aluminum frame and floor
- Rear wall 4' high aluminum studs with aluminum front and clear lexan back
- Lay out other pumps for display on wall
- Make Module to fit Pump display
- Width of platform to fit WH
- Height of displays at waist high for easy access (depending on equipment from BW)
- Ejector pump
 - Tramco 400SE Automatic Sewage Pump (100gpm)
- Sump pump
 - Hydromatic Model: B-A1/BV-A1, Sump/Effluent Pump (32gpm)
- Laundry pump
 - Diamond Pumps Model LTP
- Re-circulating pump
 - Grundfos Alpha hot water re-circulating pump



H-BFPD-1 Backflow Prevention Demonstrator

The Hampden **MODELH-BFPD-1** Back Flow Prevention Demonstrator provides the instructor with the ability to demonstrate multiple methods of back flow prevention of liquids.


Eight circuits are laid out on this double sided mobile demonstrator. The bench is constructed from furniture grade steel, finished in instrument tan texture enamel. Four casters are mounted to the bench, two with locks, two without. The panel is mounted to the top of the bench and is constructed from 11 gauge furniture grade steel, finished in gloss white enamel. Four circuits are laid out on each side of the panel with the components labeled with KEM black silkscreen enamel.

The components mounted to the panel are:

- Double Check Valve BFP – 1
- Double Check Valve Assembly BFP – 2
- Standard Duty BFP – 1
- Heavy Duty BFP – 1
- Reduced Pressure BFP – 2
- Pressure Vacuum Breaker – 4
- Ball Valves
- Gate Valves
- Lot of 3/4" Copper Tubing
- Lot of 3/4" Fittings

The components mounted on the bench are:

- Water Storage Tank
- Water Pump
- Return Drain





PLUMBERS

H-PPST-1 Piping/Pipefitters System Trainer



The Hampden **Model H-PPST-1** Piping/ Pipefitters System Trainer provides the student with a hands on trainer for piping. The student will learn the necessary methods of connecting and running metal/iron piping, plastic piping, copper tubing, and hydraulic hose. Each material has its own particular methods used in plumbing.

The Hampden **Model H-PPST-1** Piping/ Pipefitters System Trainer consists of a frame that students use to mount and run pipes, valves, and other components. Once the piping is complete, the system will be tested by allowing water to be pumped through it. The student will learn how to make the necessary connections, depending on the type of material that the pipe is made from.

Unit includes the following parts: Mobile Frame, Pump, Tank, Piping, Valves, Tool Box, Flow Meter, and Protection.

H-PVST-1 Pump and Valve System Trainer



The Hampden **Model H-PVST-1** Pump and Valve System Trainer is a custom designed unit built to meet the plant specific training needs of the industrial facility. The trainer includes the basic facilities necessary to pump water (or other fluids) in a loop, together with the plant specific pump(s), valves and control configurations. Furthermore, all major components are flange fitted which allows easy removal from the unit. This will enable the trainee to learn the proper service procedures.

The unit is permanently mounted on a steel panel and base and the front of the panel is silkscreened with a schematic of the pumping system. This unit is 60"H x 70"W x 30"D and comes with an instruction manual.



Hampden is committed to providing industry-leading technology.

For the latest from Hampden, visit our home page at <http://www.hampden.com> or e-mail us at sales@hampden.com

