

LifeTrack High School



Fall Sports Survey 2018-2019

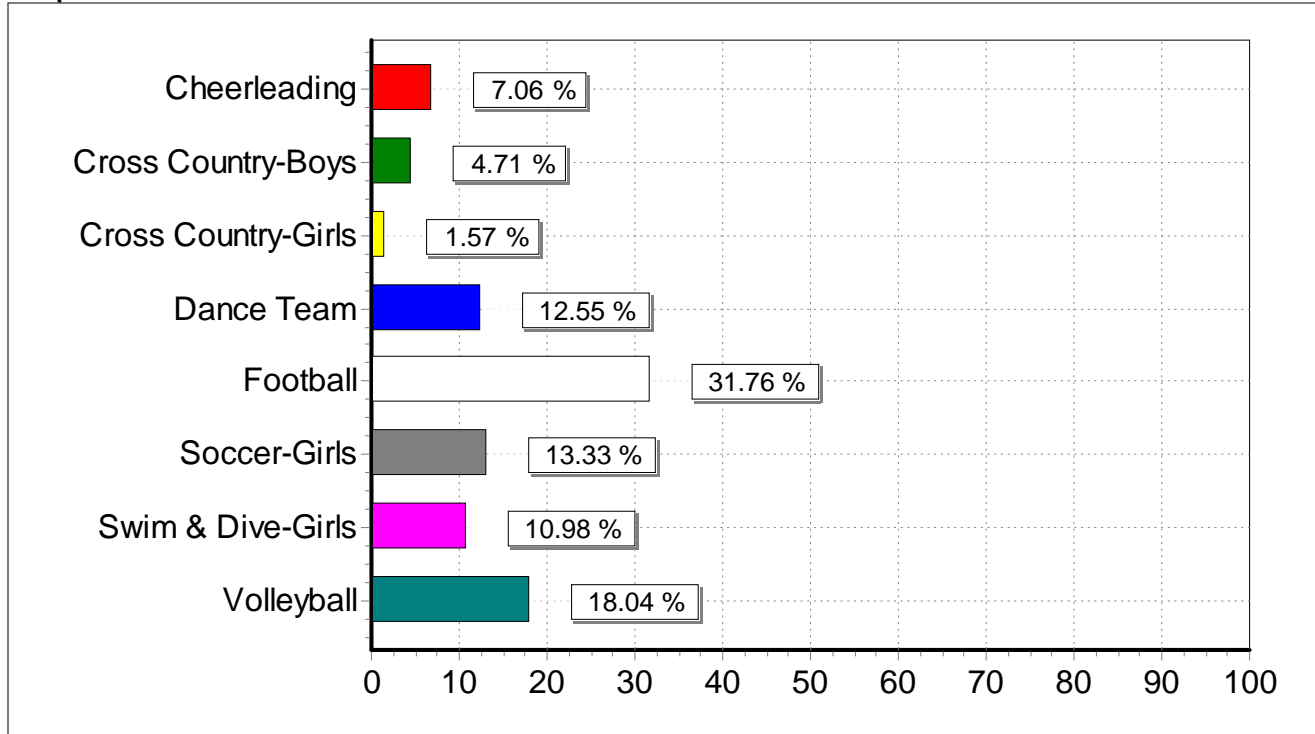
Prepared by:

Athletic Surveys by LifeTrack Services

1271 Port Drive, Clarkston, WA 99403

1-800-738-6466

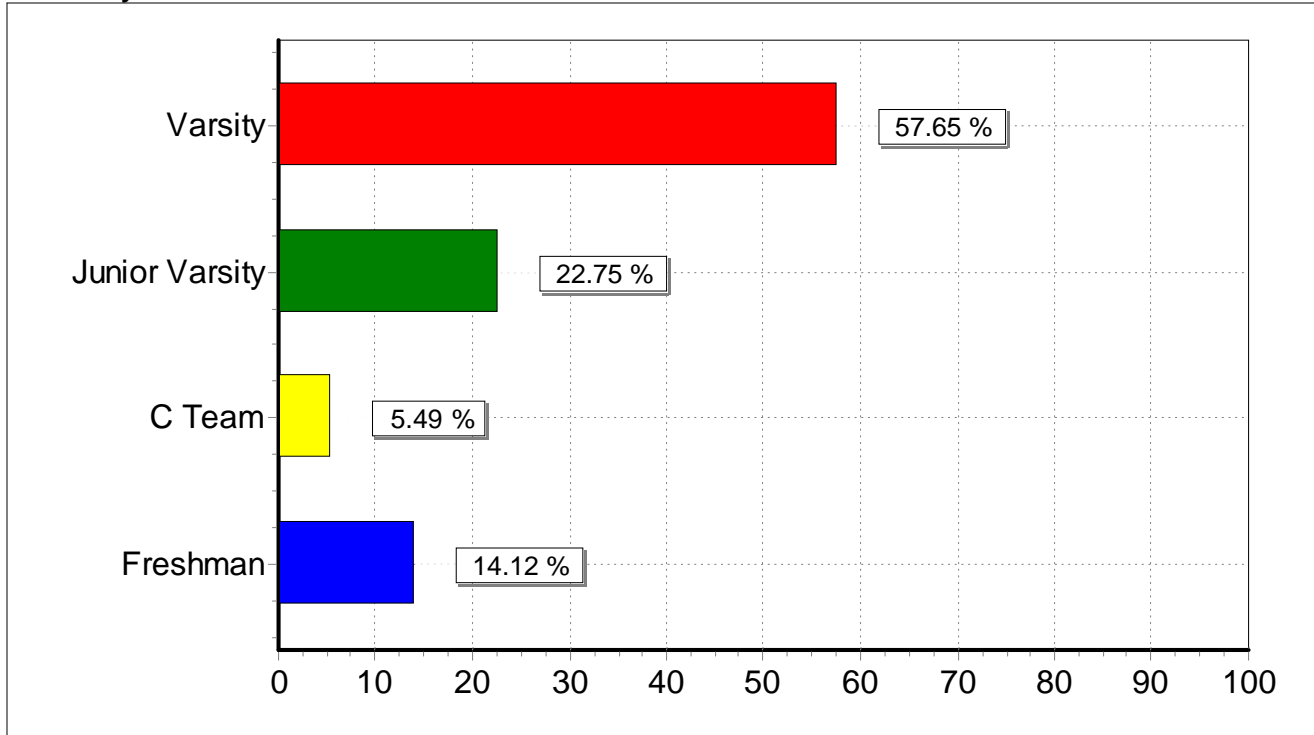
1. Sport:



1. Sport:

Response (n = 255)	Frequency	Percent
Cheerleading	18	7.1%
Cross Country-Boys	12	4.7%
Cross Country-Girls	4	1.6%
Dance Team	32	12.5%
Football	81	31.8%
Soccer-Girls	34	13.3%
Swim & Dive-Girls	28	11.0%
Volleyball	46	18.0%
No Response	0	0.0%

2. Primary Team:

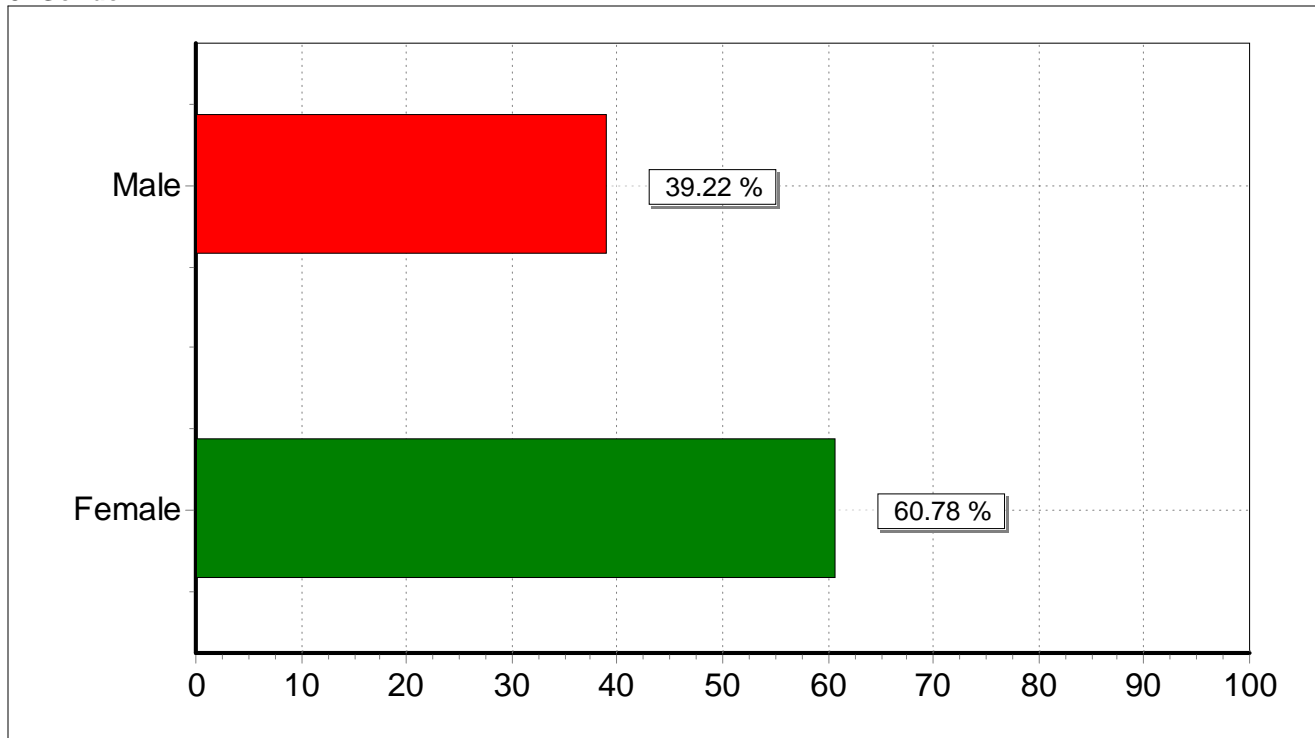


2. Primary Team:

Response (n = 255)	Frequency	Percent
Varsity	147	57.6%
Junior Varsity	58	22.7%
C Team	14	5.5%
Freshman	36	14.1%
No Response	0	0.0%

Row Percent		2. Primary Team:				
		Varsity	Junior Varsity	C Team	Freshman	Total (Row)
1. Sport:	Cheerleading	100.0%	0.0%	0.0%	0.0%	100.0%
	Cross Country-Boys	50.0%	50.0%	0.0%	0.0%	100.0%
	Cross Country-Girls	75.0%	25.0%	0.0%	0.0%	100.0%
	Dance Team	100.0%	0.0%	0.0%	0.0%	100.0%
	Football	45.7%	23.5%	0.0%	30.9%	100.0%
	Soccer-Girls	52.9%	47.1%	0.0%	0.0%	100.0%
	Swim & Dive-Girls	85.7%	14.3%	0.0%	0.0%	100.0%
	Volleyball	19.6%	26.1%	30.4%	23.9%	100.0%
	Total (Column)	-	-	-	-	-
	Count (n)	255				

3. Gender:

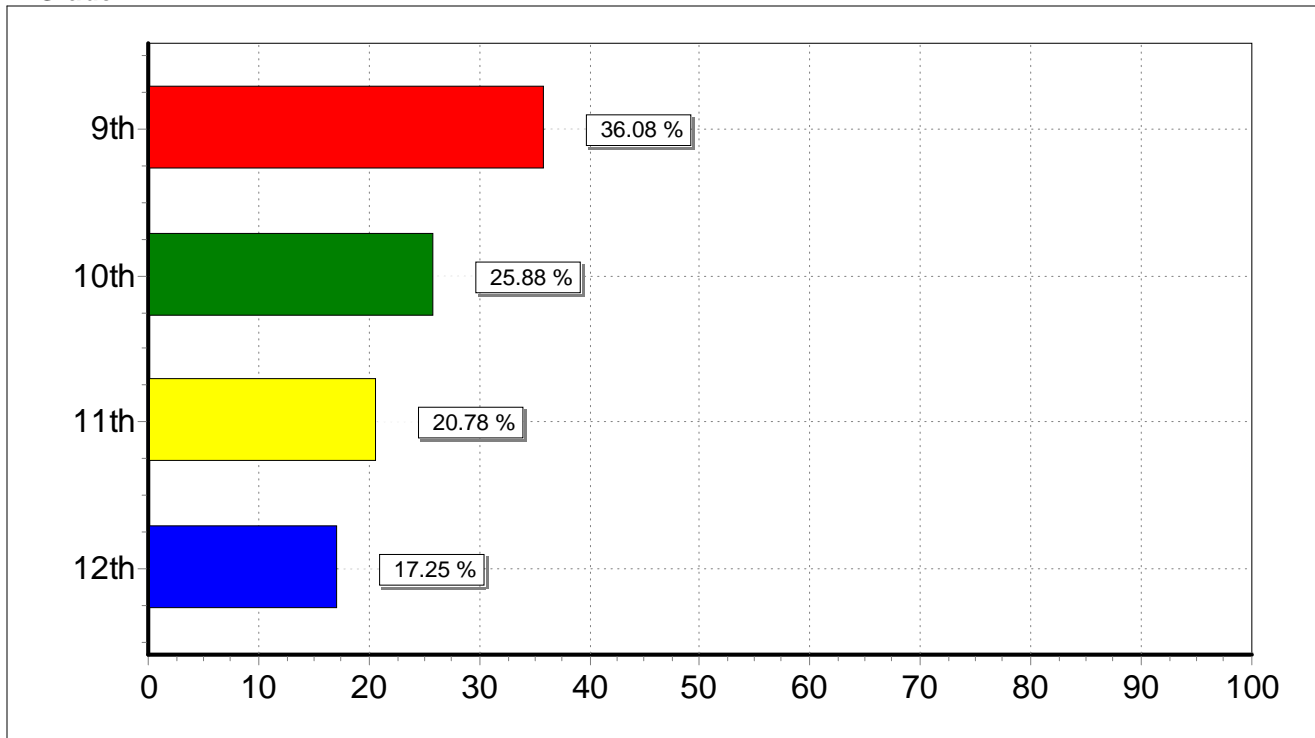


3. Gender:

Response (n = 255)	Frequency	Percent
Male	100	39.2%
Female	155	60.8%
No Response	0	0.0%

Row Percent		3. Gender:		
		Male	Female	Total (Row)
1. Sport:	Cheerleading	0.0%	100.0%	100.0%
	Cross Country-Boys	100.0%	0.0%	100.0%
	Cross Country-Girls	0.0%	100.0%	100.0%
	Dance Team	21.9%	78.1%	100.0%
	Football	100.0%	0.0%	100.0%
	Soccer-Girls	0.0%	100.0%	100.0%
	Swim & Dive-Girls	0.0%	100.0%	100.0%
	Volleyball	0.0%	100.0%	100.0%
	Total (Column)	-	-	-
	Count (n)	255		

4. Grade:

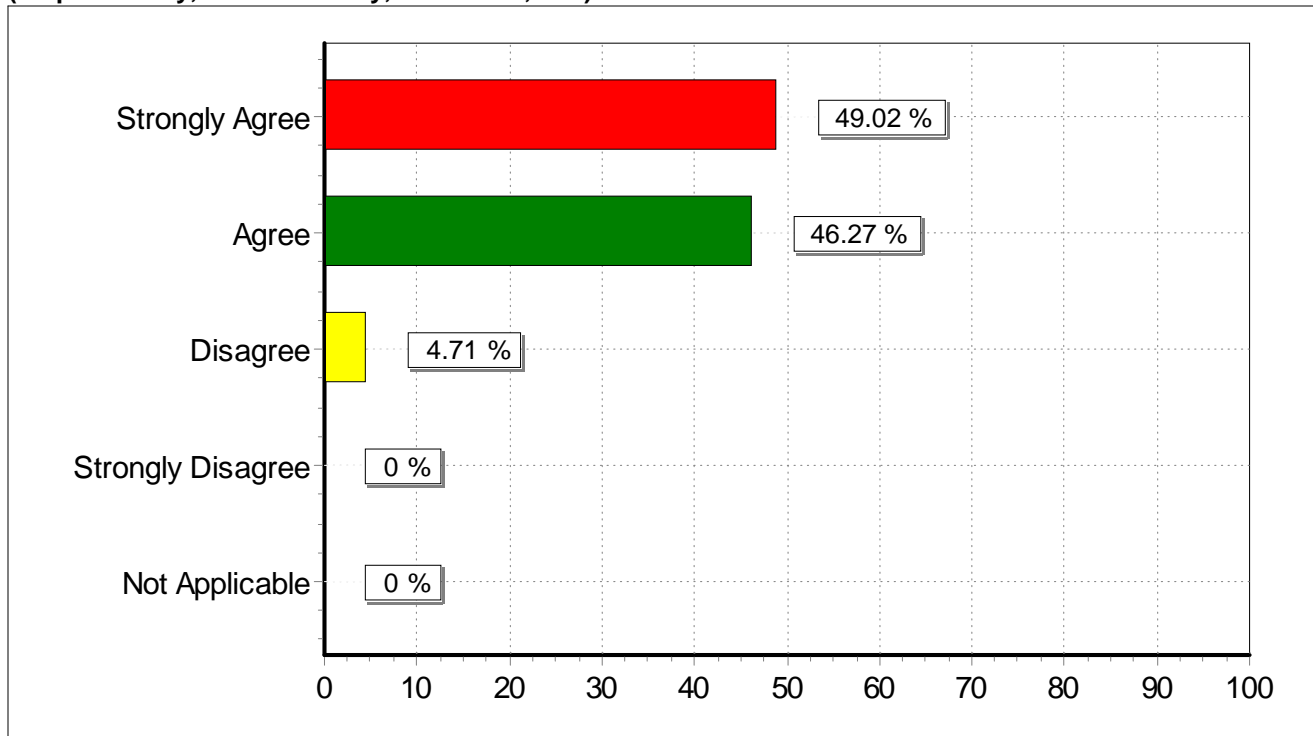


4. Grade:

Response (n = 255)	Frequency	Percent
9th	92	36.1%
10th	66	25.9%
11th	53	20.8%
12th	44	17.3%
No Response	0	0.0%

Row Percent		4. Grade:				
		9th	10th	11th	12th	Total (Row)
1. Sport:	Cheerleading	11.1%	27.8%	33.3%	27.8%	100.0%
	Cross Country-Boys	58.3%	25.0%	8.3%	8.3%	100.0%
	Cross Country-Girls	0.0%	50.0%	50.0%	0.0%	100.0%
	Dance Team	62.5%	37.5%	0.0%	0.0%	100.0%
	Football	32.1%	17.3%	34.6%	16.0%	100.0%
	Soccer-Girls	17.6%	47.1%	26.5%	8.8%	100.0%
	Swim & Dive-Girls	14.3%	28.6%	0.0%	57.1%	100.0%
	Volleyball	58.7%	13.0%	15.2%	13.0%	100.0%
	Total (Column)	-	-	-	-	-
	Count (n)	255				

5. While involved in this sport, I feel I have learned life skills that I will be able to use in the future (responsibility, accountability, teamwork, etc.).

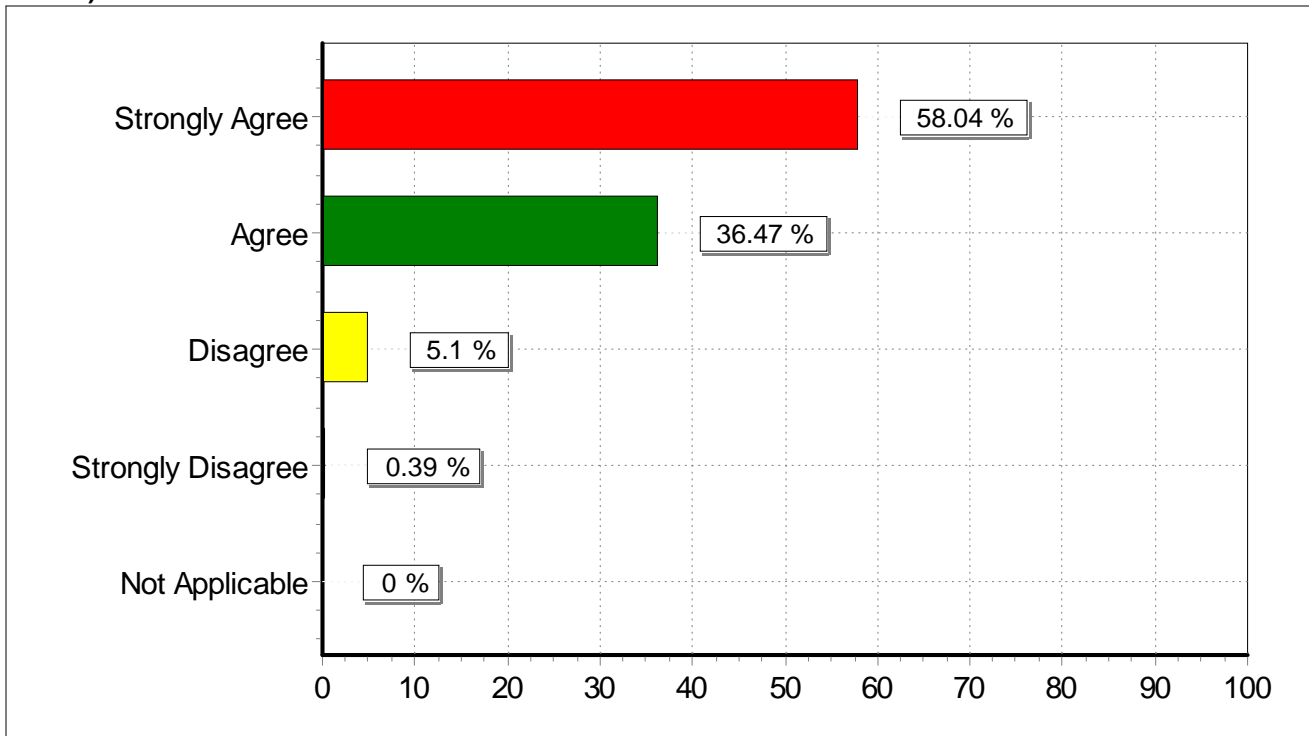


5. While involved in this sport, I feel I have learned life skills that I will be able to use in the future (responsibility, accountability, teamwork, etc.).

Response (n = 255)	Frequency	Percent
Strongly Agree	125	49.0%
Agree	118	46.3%
Disagree	12	4.7%
Strongly Disagree	0	0.0%
Not Applicable	0	0.0%
No Response	0	0.0%

Row Percent		5. While involved in this sport, I feel I have learned life skills that I will be able to use in the future (responsibility, accountability, teamwork, etc.).					
		Strongly Agree	Agree	Disagree	Strongly Disagree	Not Applicable	Total (Row)
1. Sport:	Cheerleading	27.8%	66.7%	5.6%	0.0%	0.0%	100.0%
	Cross Country-Boys	66.7%	25.0%	8.3%	0.0%	0.0%	100.0%
	Cross Country-Girls	100.0%	0.0%	0.0%	0.0%	0.0%	100.0%
	Dance Team	37.5%	62.5%	0.0%	0.0%	0.0%	100.0%
	Football	67.9%	27.2%	4.9%	0.0%	0.0%	100.0%
	Soccer-Girls	67.6%	32.4%	0.0%	0.0%	0.0%	100.0%
	Swim & Dive-Girls	14.3%	85.7%	0.0%	0.0%	0.0%	100.0%
	Volleyball	30.4%	56.5%	13.0%	0.0%	0.0%	100.0%
	Total (Column)	-	-	-	-	-	-
Count (n)	255						

6. My participation in this sport enhanced my social-interpersonal skills (ability to get along with others).

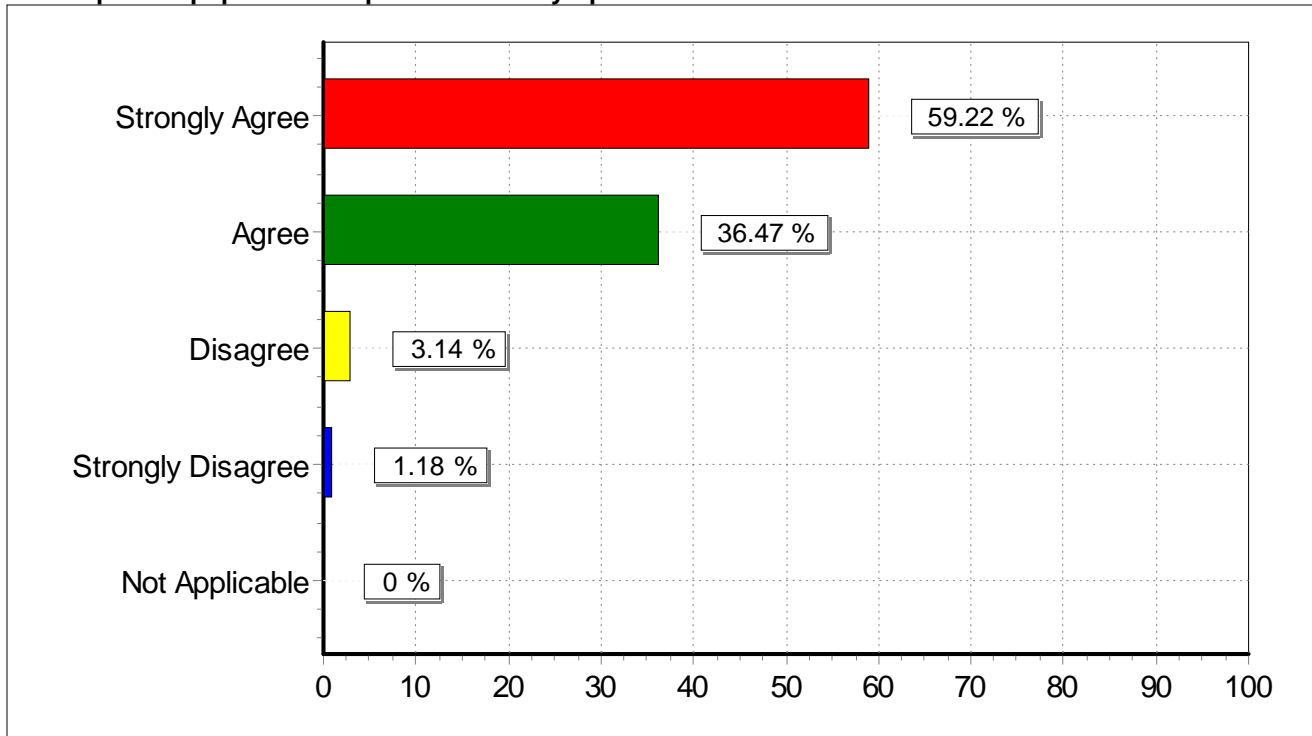


6. My participation in this sport enhanced my social-interpersonal skills (ability to get along with others).

Response (n = 255)	Frequency	Percent
Strongly Agree	148	58.0%
Agree	93	36.5%
Disagree	13	5.1%
Strongly Disagree	1	0.4%
Not Applicable	0	0.0%
No Response	0	0.0%

Row Percent		6. My participation in this sport enhanced my social-interpersonal skills (ability to get along with others).					
		Strongly Agree	Agree	Disagree	Strongly Disagree	Not Applicable	Total (Row)
1. Sport:	Cheerleading	66.7%	33.3%	0.0%	0.0%	0.0%	100.0%
	Cross Country-Boys	41.7%	33.3%	16.7%	8.3%	0.0%	100.0%
	Cross Country-Girls	50.0%	50.0%	0.0%	0.0%	0.0%	100.0%
	Dance Team	0.0%	100.0%	0.0%	0.0%	0.0%	100.0%
	Football	82.7%	16.0%	1.2%	0.0%	0.0%	100.0%
	Soccer-Girls	85.3%	14.7%	0.0%	0.0%	0.0%	100.0%
	Swim & Dive-Girls	57.1%	14.3%	28.6%	0.0%	0.0%	100.0%
	Volleyball	37.0%	58.7%	4.3%	0.0%	0.0%	100.0%
	Total (Column)	-	-	-	-	-	-
Count (n)	255						

7. Adequate equipment was provided for my sport.

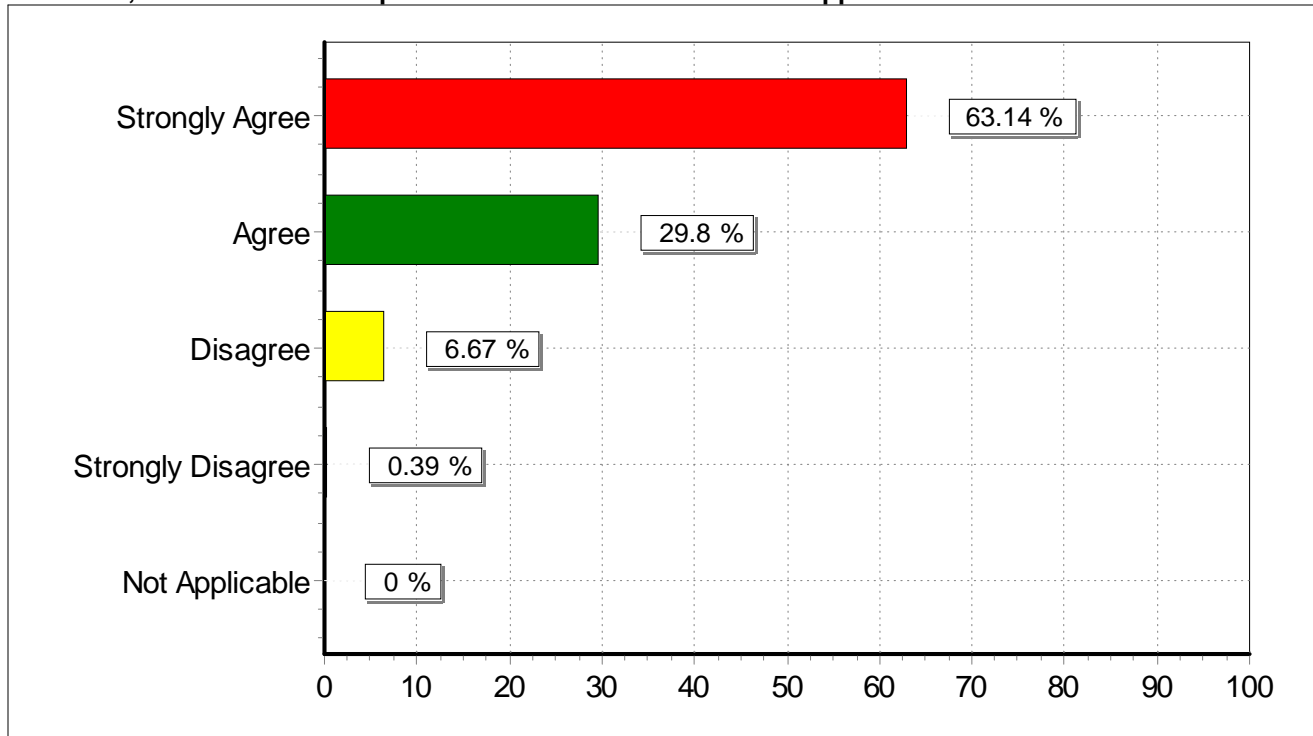


7. Adequate equipment was provided for my sport.

Response (n = 255)	Frequency	Percent
Strongly Agree	151	59.2%
Agree	93	36.5%
Disagree	8	3.1%
Strongly Disagree	3	1.2%
Not Applicable	0	0.0%
No Response	0	0.0%

Row Percent		7. Adequate equipment was provided for my sport.					Total (Row)
		Strongly Agree	Agree	Disagree	Strongly Disagree	Not Applicable	
1. Sport:	Cheerleading	72.2%	22.2%	0.0%	5.6%	0.0%	100.0%
	Cross Country-Boys	50.0%	33.3%	8.3%	8.3%	0.0%	100.0%
	Cross Country-Girls	75.0%	25.0%	0.0%	0.0%	0.0%	100.0%
	Dance Team	40.6%	59.4%	0.0%	0.0%	0.0%	100.0%
	Football	75.3%	23.5%	1.2%	0.0%	0.0%	100.0%
	Soccer-Girls	85.3%	11.8%	2.9%	0.0%	0.0%	100.0%
	Swim & Dive-Girls	28.6%	71.4%	0.0%	0.0%	0.0%	100.0%
	Volleyball	39.1%	47.8%	10.9%	2.2%	0.0%	100.0%
	Total (Column)	-	-	-	-	-	-
Count (n)	255						

8. Overall, our facilities are equal to or better than those of our opponents.

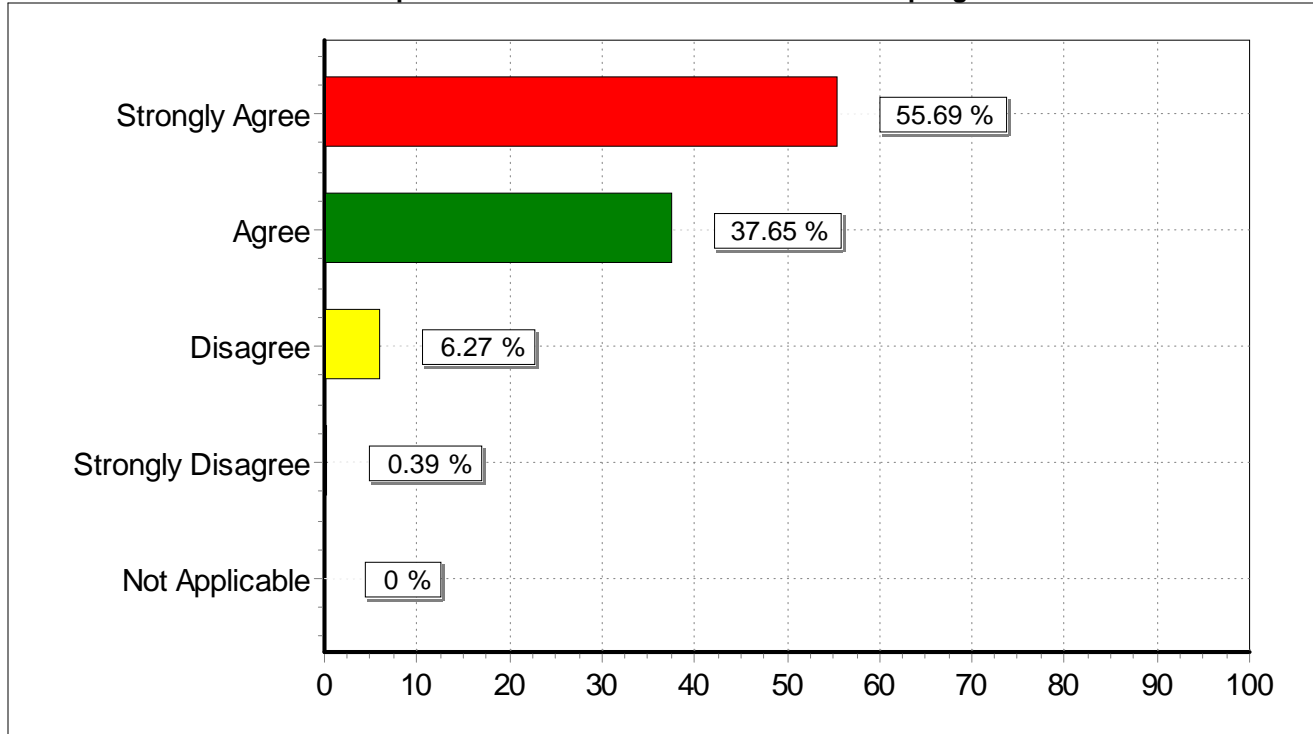


8. Overall, our facilities are equal to or better than those of our opponents.

Response (n = 255)	Frequency	Percent
Strongly Agree	161	63.1%
Agree	76	29.8%
Disagree	17	6.7%
Strongly Disagree	1	0.4%
Not Applicable	0	0.0%
No Response	0	0.0%

Row Percent		8. Overall, our facilities are equal to or better than those of our opponents.					
		Strongly Agree	Agree	Disagree	Strongly Disagree	Not Applicable	Total (Row)
1. Sport:	Cheerleading	66.7%	33.3%	0.0%	0.0%	0.0%	100.0%
	Cross Country-Boys	58.3%	33.3%	8.3%	0.0%	0.0%	100.0%
	Cross Country-Girls	50.0%	50.0%	0.0%	0.0%	0.0%	100.0%
	Dance Team	43.8%	56.3%	0.0%	0.0%	0.0%	100.0%
	Football	77.8%	17.3%	4.9%	0.0%	0.0%	100.0%
	Soccer-Girls	97.1%	2.9%	0.0%	0.0%	0.0%	100.0%
	Swim & Dive-Girls	14.3%	57.1%	28.6%	0.0%	0.0%	100.0%
	Volleyball	56.5%	32.6%	8.7%	2.2%	0.0%	100.0%
	Total (Column)	-	-	-	-	-	-
Count (n)	255						

9. The athletic director was helpful with the needs and concerns of our program.

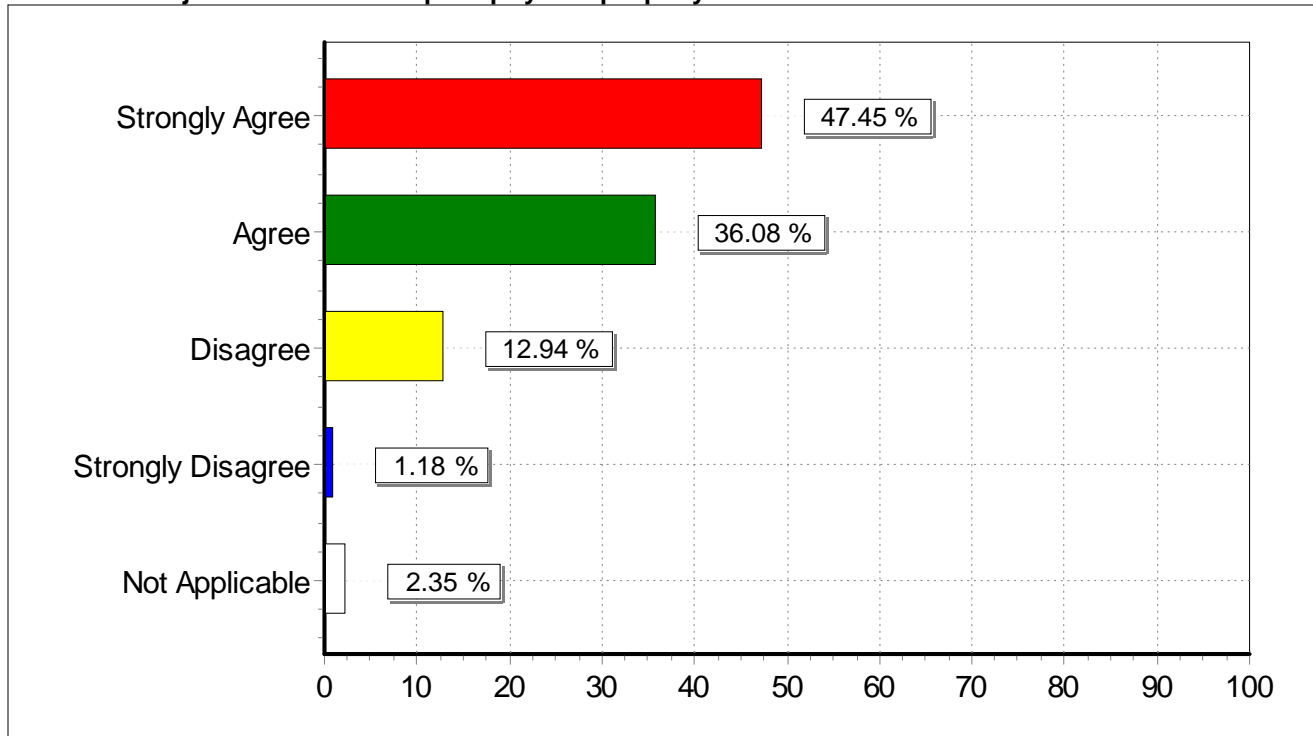


9. The athletic director was helpful with the needs and concerns of our program.

Response (n = 255)	Frequency	Percent
Strongly Agree	142	55.7%
Agree	96	37.6%
Disagree	16	6.3%
Strongly Disagree	1	0.4%
Not Applicable	0	0.0%
No Response	0	0.0%

Row Percent		9. The athletic director was helpful with the needs and concerns of our program.					
		Strongly Agree	Agree	Disagree	Strongly Disagree	Not Applicable	Total (Row)
1. Sport:	Cheerleading	38.9%	55.6%	5.6%	0.0%	0.0%	100.0%
	Cross Country-Boys	58.3%	25.0%	8.3%	8.3%	0.0%	100.0%
	Cross Country-Girls	100.0%	0.0%	0.0%	0.0%	0.0%	100.0%
	Dance Team	21.9%	56.3%	21.9%	0.0%	0.0%	100.0%
	Football	77.8%	22.2%	0.0%	0.0%	0.0%	100.0%
	Soccer-Girls	82.4%	17.6%	0.0%	0.0%	0.0%	100.0%
	Swim & Dive-Girls	28.6%	71.4%	0.0%	0.0%	0.0%	100.0%
	Volleyball	39.1%	45.7%	15.2%	0.0%	0.0%	100.0%
	Total (Column)	-	-	-	-	-	-
	Count (n)	255					

10. Athletic injuries were treated promptly and properly.

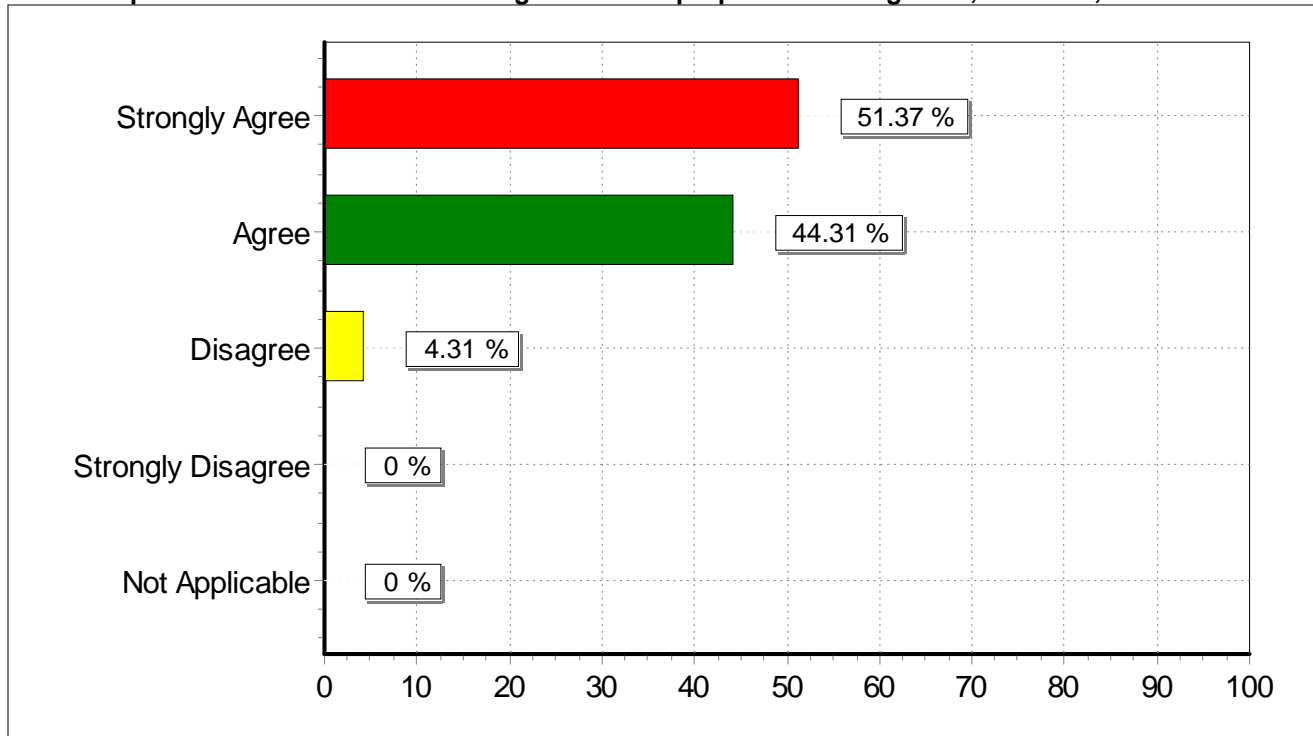


10. Athletic injuries were treated promptly and properly.

Response (n = 255)	Frequency	Percent
Strongly Agree	121	47.5%
Agree	92	36.1%
Disagree	33	12.9%
Strongly Disagree	3	1.2%
Not Applicable	6	2.4%
No Response	0	0.0%

Row Percent		10. Athletic injuries were treated promptly and properly.					
		Strongly Agree	Agree	Disagree	Strongly Disagree	Not Applicable	Total (Row)
1. Sport:	Cheerleading	16.7%	55.6%	22.2%	5.6%	0.0%	100.0%
	Cross Country-Boys	50.0%	33.3%	16.7%	0.0%	0.0%	100.0%
	Cross Country-Girls	100.0%	0.0%	0.0%	0.0%	0.0%	100.0%
	Dance Team	59.4%	21.9%	0.0%	0.0%	18.8%	100.0%
	Football	59.3%	35.8%	4.9%	0.0%	0.0%	100.0%
	Soccer-Girls	85.3%	14.7%	0.0%	0.0%	0.0%	100.0%
	Swim & Dive-Girls	0.0%	57.1%	42.9%	0.0%	0.0%	100.0%
	Volleyball	26.1%	45.7%	23.9%	4.3%	0.0%	100.0%
	Total (Column)	-	-	-	-	-	-
	Count (n)	255					

11. Team practice sessions were well-organized and prepared me for games, matches, or meets.

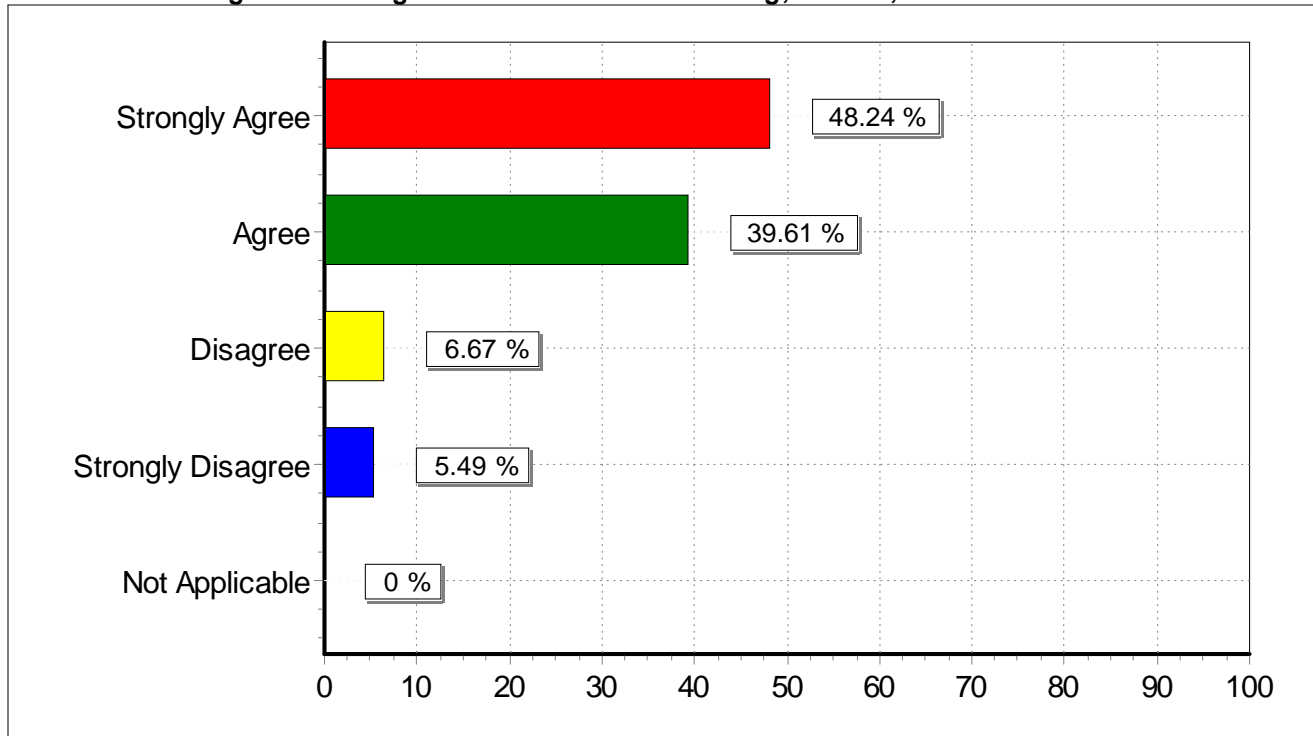


11. Team practice sessions were well-organized and prepared me for games, matches, or meets.

Response (n = 255)	Frequency	Percent
Strongly Agree	131	51.4%
Agree	113	44.3%
Disagree	11	4.3%
Strongly Disagree	0	0.0%
Not Applicable	0	0.0%
No Response	0	0.0%

Row Percent		11. Team practice sessions were well-organized and prepared me for games, matches, or meets.					
		Strongly Agree	Agree	Disagree	Strongly Disagree	Not Applicable	Total (Row)
1. Sport:	Cheerleading	33.3%	66.7%	0.0%	0.0%	0.0%	100.0%
	Cross Country-Boys	33.3%	66.7%	0.0%	0.0%	0.0%	100.0%
	Cross Country-Girls	100.0%	0.0%	0.0%	0.0%	0.0%	100.0%
	Dance Team	21.9%	78.1%	0.0%	0.0%	0.0%	100.0%
	Football	67.9%	27.2%	4.9%	0.0%	0.0%	100.0%
	Soccer-Girls	94.1%	5.9%	0.0%	0.0%	0.0%	100.0%
	Swim & Dive-Girls	28.6%	57.1%	14.3%	0.0%	0.0%	100.0%
	Volleyball	32.6%	60.9%	6.5%	0.0%	0.0%	100.0%
	Total (Column)	-	-	-	-	-	-
	Count (n)	255					

12. I was encouraged to make good decisions related to drug, alcohol, and/or tobacco use.

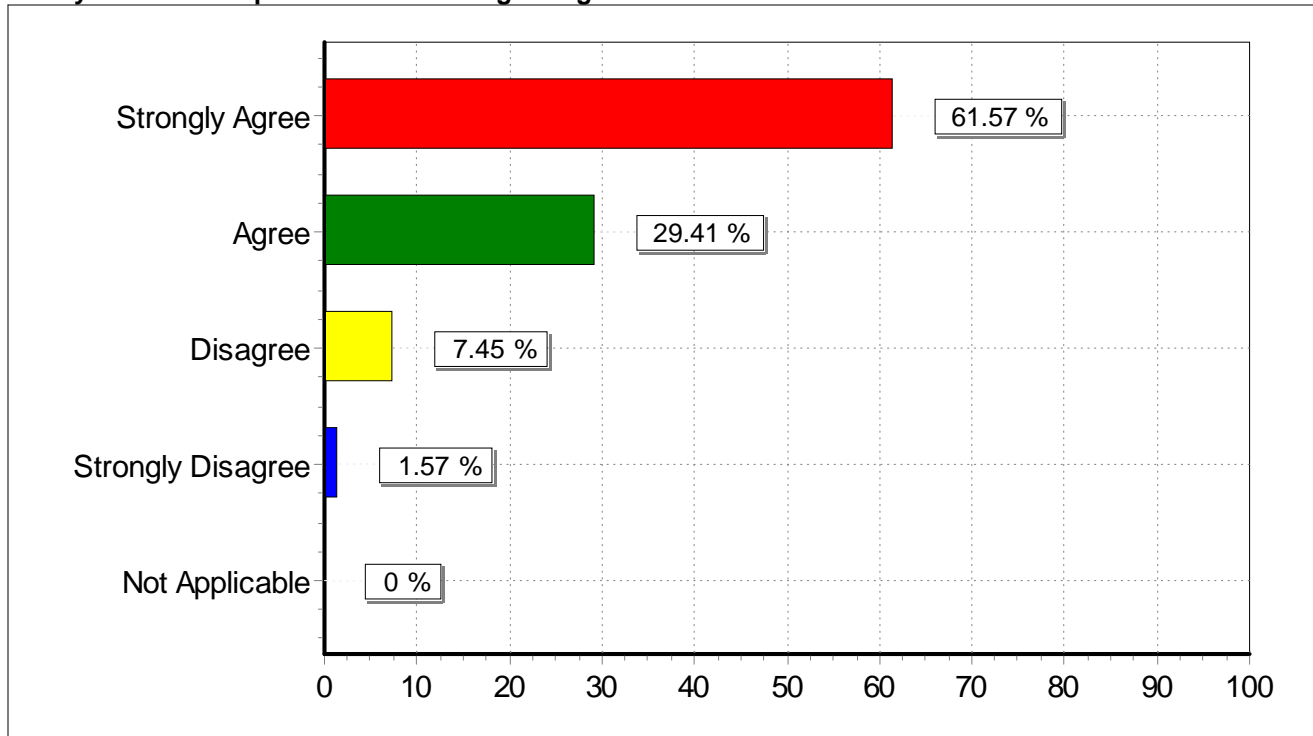


12. I was encouraged to make good decisions related to drug, alcohol, and/or tobacco use.

Response (n = 255)	Frequency	Percent
Strongly Agree	123	48.2%
Agree	101	39.6%
Disagree	17	6.7%
Strongly Disagree	14	5.5%
Not Applicable	0	0.0%
No Response	0	0.0%

Row Percent		12. I was encouraged to make good decisions related to drug, alcohol, and/or tobacco use.					
		Strongly Agree	Agree	Disagree	Strongly Disagree	Not Applicable	Total (Row)
1. Sport:	Cheerleading	33.3%	66.7%	0.0%	0.0%	0.0%	100.0%
	Cross Country-Boys	50.0%	33.3%	16.7%	0.0%	0.0%	100.0%
	Cross Country-Girls	50.0%	50.0%	0.0%	0.0%	0.0%	100.0%
	Dance Team	0.0%	59.4%	21.9%	18.8%	0.0%	100.0%
	Football	71.6%	23.5%	1.2%	3.7%	0.0%	100.0%
	Soccer-Girls	88.2%	8.8%	2.9%	0.0%	0.0%	100.0%
	Swim & Dive-Girls	14.3%	57.1%	14.3%	14.3%	0.0%	100.0%
	Volleyball	37.0%	56.5%	4.3%	2.2%	0.0%	100.0%
	Total (Column)	-	-	-	-	-	-
	Count (n)	255					

13. My skill level improved from the beginning of the season to the end of the season.

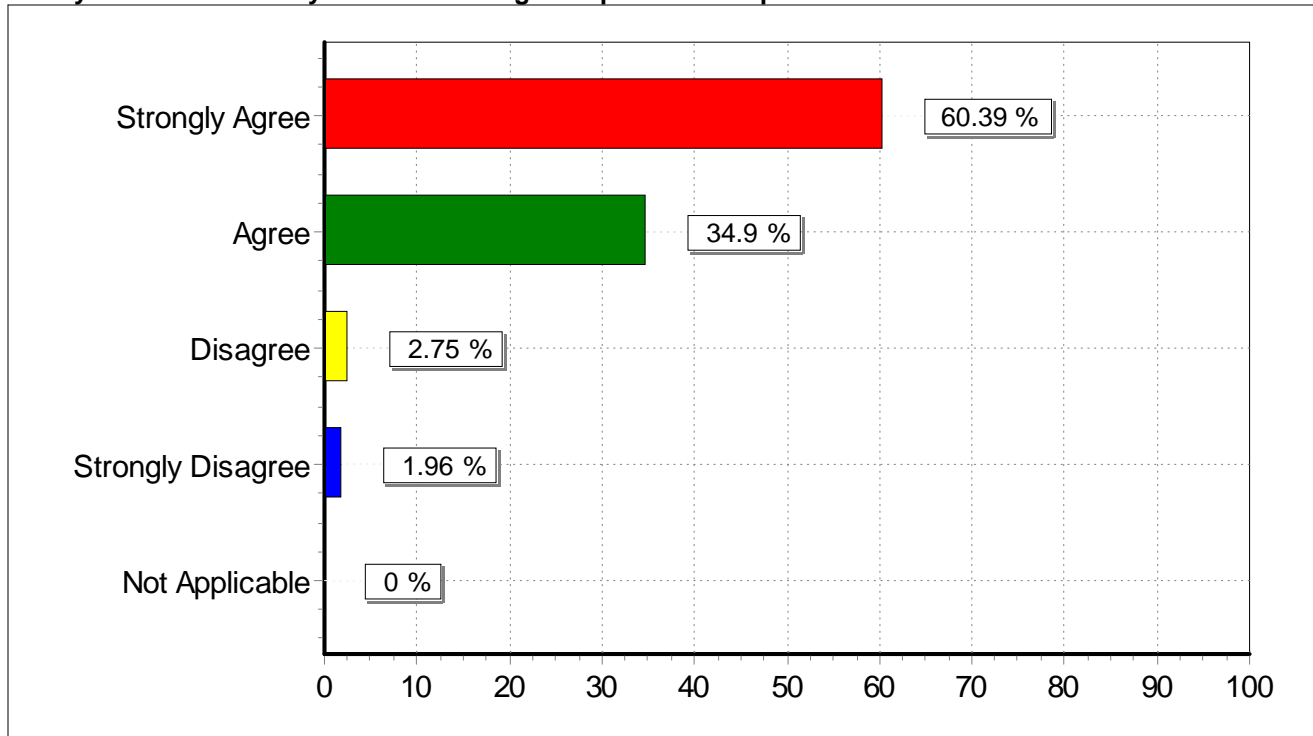


13. My skill level improved from the beginning of the season to the end of the season.

Response (n = 255)	Frequency	Percent
Strongly Agree	157	61.6%
Agree	75	29.4%
Disagree	19	7.5%
Strongly Disagree	4	1.6%
Not Applicable	0	0.0%
No Response	0	0.0%

Row Percent		13. My skill level improved from the beginning of the season to the end of the season.					
		Strongly Agree	Agree	Disagree	Strongly Disagree	Not Applicable	Total (Row)
1. Sport:	Cheerleading	66.7%	33.3%	0.0%	0.0%	0.0%	100.0%
	Cross Country-Boys	66.7%	16.7%	8.3%	8.3%	0.0%	100.0%
	Cross Country-Girls	75.0%	25.0%	0.0%	0.0%	0.0%	100.0%
	Dance Team	21.9%	56.3%	21.9%	0.0%	0.0%	100.0%
	Football	79.0%	16.0%	1.2%	3.7%	0.0%	100.0%
	Soccer-Girls	67.6%	32.4%	0.0%	0.0%	0.0%	100.0%
	Swim & Dive-Girls	42.9%	28.6%	28.6%	0.0%	0.0%	100.0%
	Volleyball	60.9%	34.8%	4.3%	0.0%	0.0%	100.0%
	Total (Column)	-	-	-	-	-	-
	Count (n)	255					

14. My team consistently demonstrated good sportsmanship.

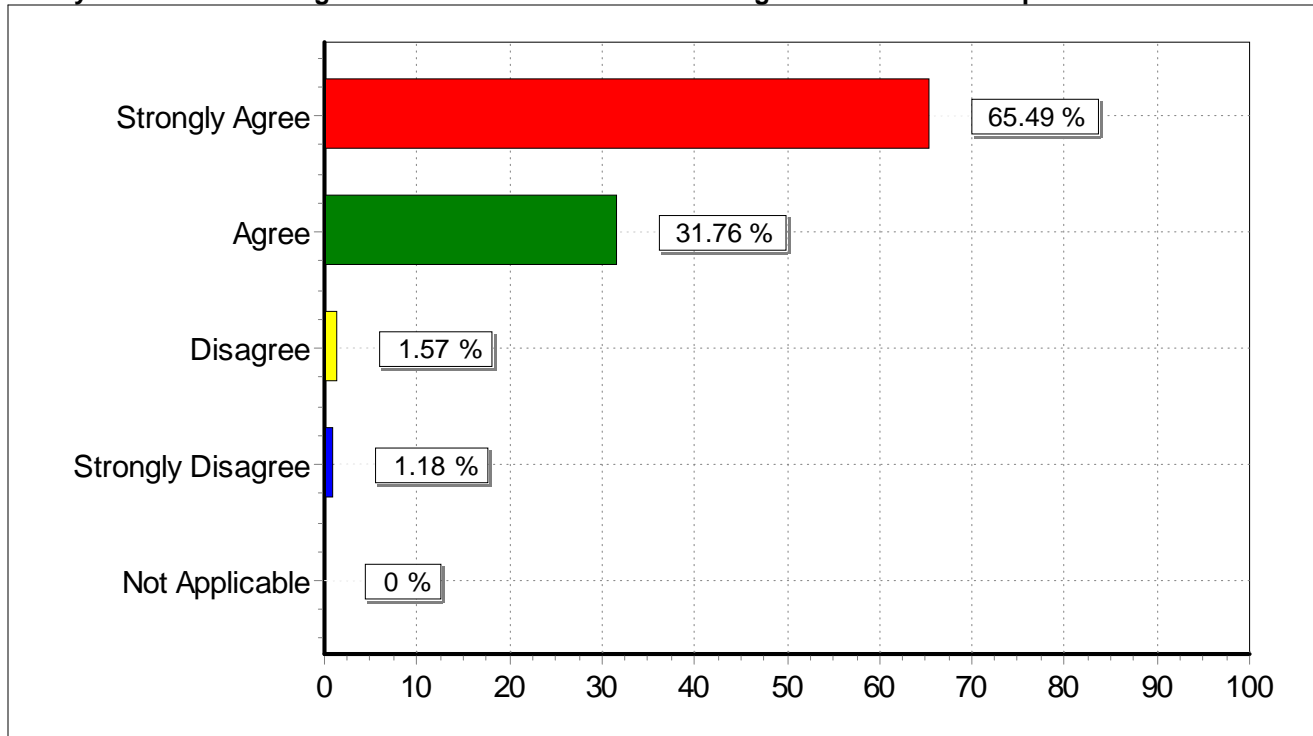


14. My team consistently demonstrated good sportsmanship.

Response (n = 255)	Frequency	Percent
Strongly Agree	154	60.4%
Agree	89	34.9%
Disagree	7	2.7%
Strongly Disagree	5	2.0%
Not Applicable	0	0.0%
No Response	0	0.0%

Row Percent		14. My team consistently demonstrated good sportsmanship.					
		Strongly Agree	Agree	Disagree	Strongly Disagree	Not Applicable	Total (Row)
1. Sport:	Cheerleading	33.3%	55.6%	11.1%	0.0%	0.0%	100.0%
	Cross Country-Boys	50.0%	41.7%	0.0%	8.3%	0.0%	100.0%
	Cross Country-Girls	100.0%	0.0%	0.0%	0.0%	0.0%	100.0%
	Dance Team	78.1%	21.9%	0.0%	0.0%	0.0%	100.0%
	Football	64.2%	30.9%	1.2%	3.7%	0.0%	100.0%
	Soccer-Girls	82.4%	17.6%	0.0%	0.0%	0.0%	100.0%
	Swim & Dive-Girls	42.9%	57.1%	0.0%	0.0%	0.0%	100.0%
	Volleyball	45.7%	43.5%	8.7%	2.2%	0.0%	100.0%
	Total (Column)	-	-	-	-	-	-
Count (n)	255						

15. My coaches encourage me to achieve and maintain a high level of academic performance.

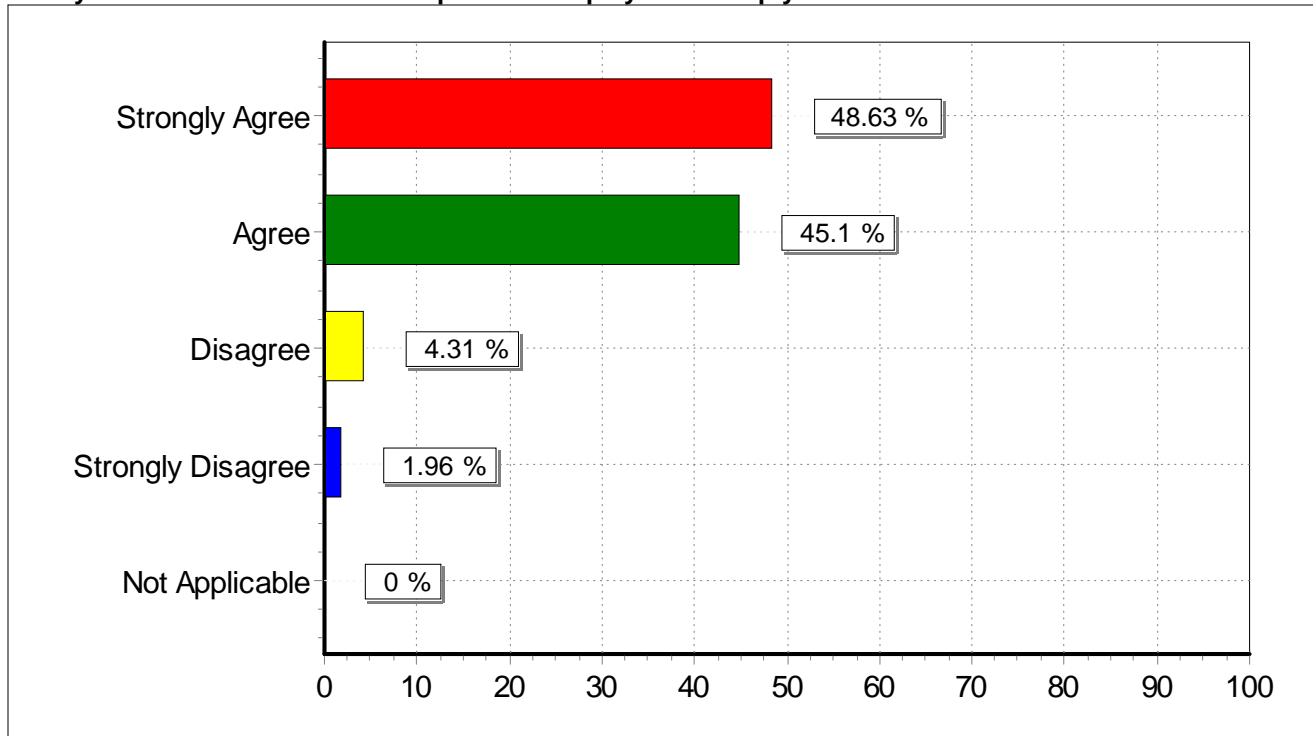


15. My coaches encourage me to achieve and maintain a high level of academic performance.

Response (n = 255)	Frequency	Percent
Strongly Agree	167	65.5%
Agree	81	31.8%
Disagree	4	1.6%
Strongly Disagree	3	1.2%
Not Applicable	0	0.0%
No Response	0	0.0%

Row Percent		15. My coaches encourage me to achieve and maintain a high level of academic performance.					
		Strongly Agree	Agree	Disagree	Strongly Disagree	Not Applicable	Total (Row)
1. Sport:	Cheerleading	50.0%	50.0%	0.0%	0.0%	0.0%	100.0%
	Cross Country-Boys	50.0%	50.0%	0.0%	0.0%	0.0%	100.0%
	Cross Country-Girls	100.0%	0.0%	0.0%	0.0%	0.0%	100.0%
	Dance Team	81.3%	18.8%	0.0%	0.0%	0.0%	100.0%
	Football	69.1%	27.2%	0.0%	3.7%	0.0%	100.0%
	Soccer-Girls	91.2%	8.8%	0.0%	0.0%	0.0%	100.0%
	Swim & Dive-Girls	28.6%	57.1%	14.3%	0.0%	0.0%	100.0%
	Volleyball	58.7%	41.3%	0.0%	0.0%	0.0%	100.0%
	Total (Column)	-	-	-	-	-	-
	Count (n)	255					

16. My coaches monitored and required each player to comply with school rules.

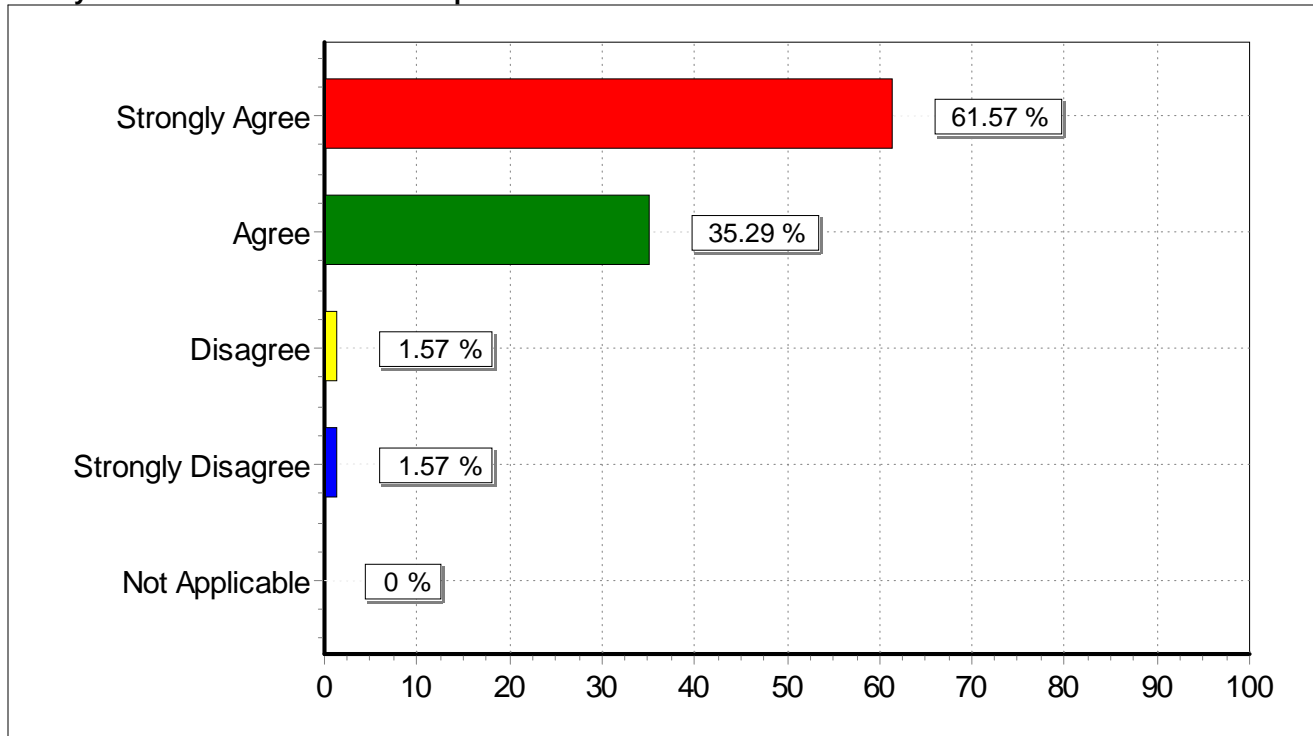


16. My coaches monitored and required each player to comply with school rules.

Response (n = 255)	Frequency	Percent
Strongly Agree	124	48.6%
Agree	115	45.1%
Disagree	11	4.3%
Strongly Disagree	5	2.0%
Not Applicable	0	0.0%
No Response	0	0.0%

Row Percent		16. My coaches monitored and required each player to comply with school rules.					
		Strongly Agree	Agree	Disagree	Strongly Disagree	Not Applicable	Total (Row)
1. Sport:	Cheerleading	38.9%	55.6%	5.6%	0.0%	0.0%	100.0%
	Cross Country-Boys	50.0%	41.7%	8.3%	0.0%	0.0%	100.0%
	Cross Country-Girls	100.0%	0.0%	0.0%	0.0%	0.0%	100.0%
	Dance Team	21.9%	78.1%	0.0%	0.0%	0.0%	100.0%
	Football	65.4%	28.4%	2.5%	3.7%	0.0%	100.0%
	Soccer-Girls	94.1%	5.9%	0.0%	0.0%	0.0%	100.0%
	Swim & Dive-Girls	0.0%	100.0%	0.0%	0.0%	0.0%	100.0%
	Volleyball	32.6%	47.8%	15.2%	4.3%	0.0%	100.0%
	Total (Column)	-	-	-	-	-	-
	Count (n)	255					

17. My coaches treated me with respect.

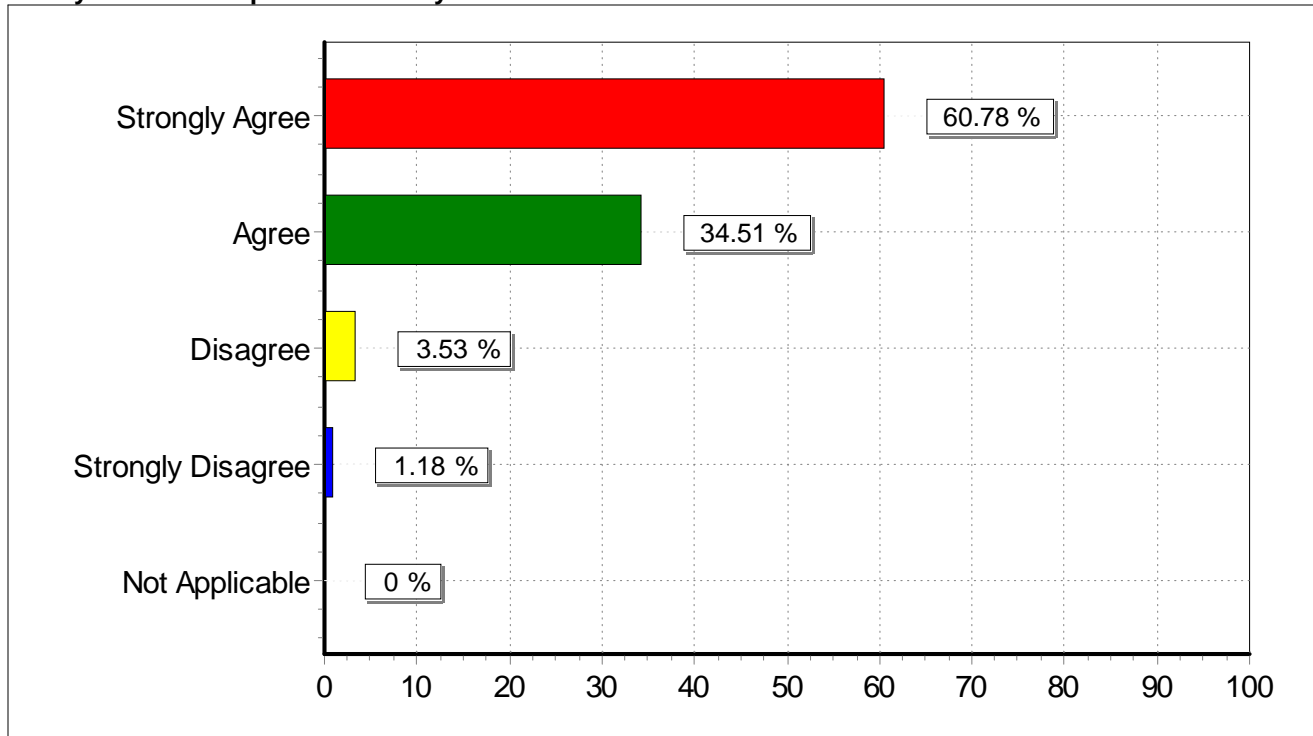


17. My coaches treated me with respect.

Response (n = 255)	Frequency	Percent
Strongly Agree	157	61.6%
Agree	90	35.3%
Disagree	4	1.6%
Strongly Disagree	4	1.6%
Not Applicable	0	0.0%
No Response	0	0.0%

Row Percent		17. My coaches treated me with respect.					Total (Row)
		Strongly Agree	Agree	Disagree	Strongly Disagree	Not Applicable	
1. Sport:	Cheerleading	72.2%	27.8%	0.0%	0.0%	0.0%	100.0%
	Cross Country-Boys	75.0%	16.7%	0.0%	8.3%	0.0%	100.0%
	Cross Country-Girls	75.0%	25.0%	0.0%	0.0%	0.0%	100.0%
	Dance Team	21.9%	78.1%	0.0%	0.0%	0.0%	100.0%
	Football	71.6%	24.7%	0.0%	3.7%	0.0%	100.0%
	Soccer-Girls	85.3%	14.7%	0.0%	0.0%	0.0%	100.0%
	Swim & Dive-Girls	42.9%	42.9%	14.3%	0.0%	0.0%	100.0%
	Volleyball	56.5%	43.5%	0.0%	0.0%	0.0%	100.0%
	Total (Column)	-	-	-	-	-	-
	Count (n)	255					

18. My coaches emphasized safety.

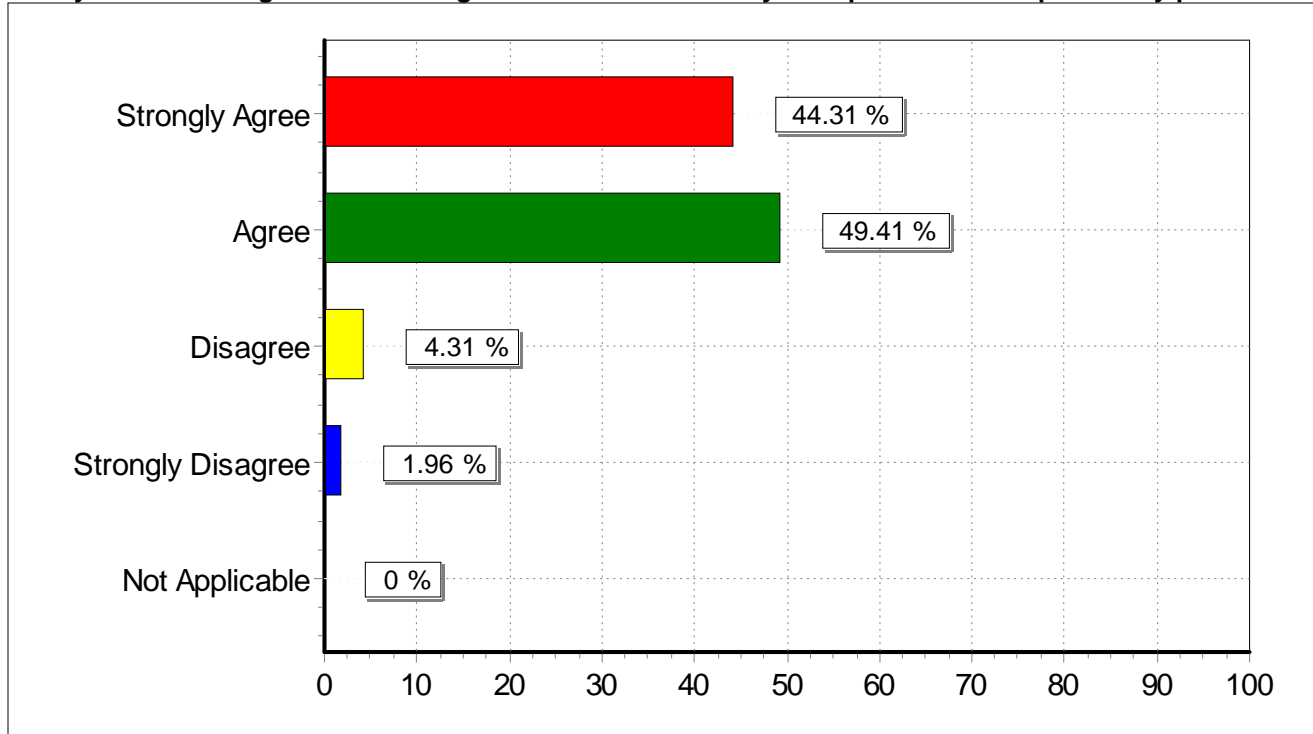


18. My coaches emphasized safety.

Response (n = 255)	Frequency	Percent
Strongly Agree	155	60.8%
Agree	88	34.5%
Disagree	9	3.5%
Strongly Disagree	3	1.2%
Not Applicable	0	0.0%
No Response	0	0.0%

Row Percent		18. My coaches emphasized safety.					Total (Row)
		Strongly Agree	Agree	Disagree	Strongly Disagree	Not Applicable	
1. Sport:	Cheerleading	72.2%	27.8%	0.0%	0.0%	0.0%	100.0%
	Cross Country-Boys	66.7%	25.0%	8.3%	0.0%	0.0%	100.0%
	Cross Country-Girls	50.0%	50.0%	0.0%	0.0%	0.0%	100.0%
	Dance Team	78.1%	0.0%	21.9%	0.0%	0.0%	100.0%
	Football	55.6%	39.5%	1.2%	3.7%	0.0%	100.0%
	Soccer-Girls	94.1%	5.9%	0.0%	0.0%	0.0%	100.0%
	Swim & Dive-Girls	14.3%	85.7%	0.0%	0.0%	0.0%	100.0%
	Volleyball	56.5%	43.5%	0.0%	0.0%	0.0%	100.0%
	Total (Column)	-	-	-	-	-	-
Count (n)	255						

19. My coaches are good at teaching me the skills necessary to improve and compete at my position.

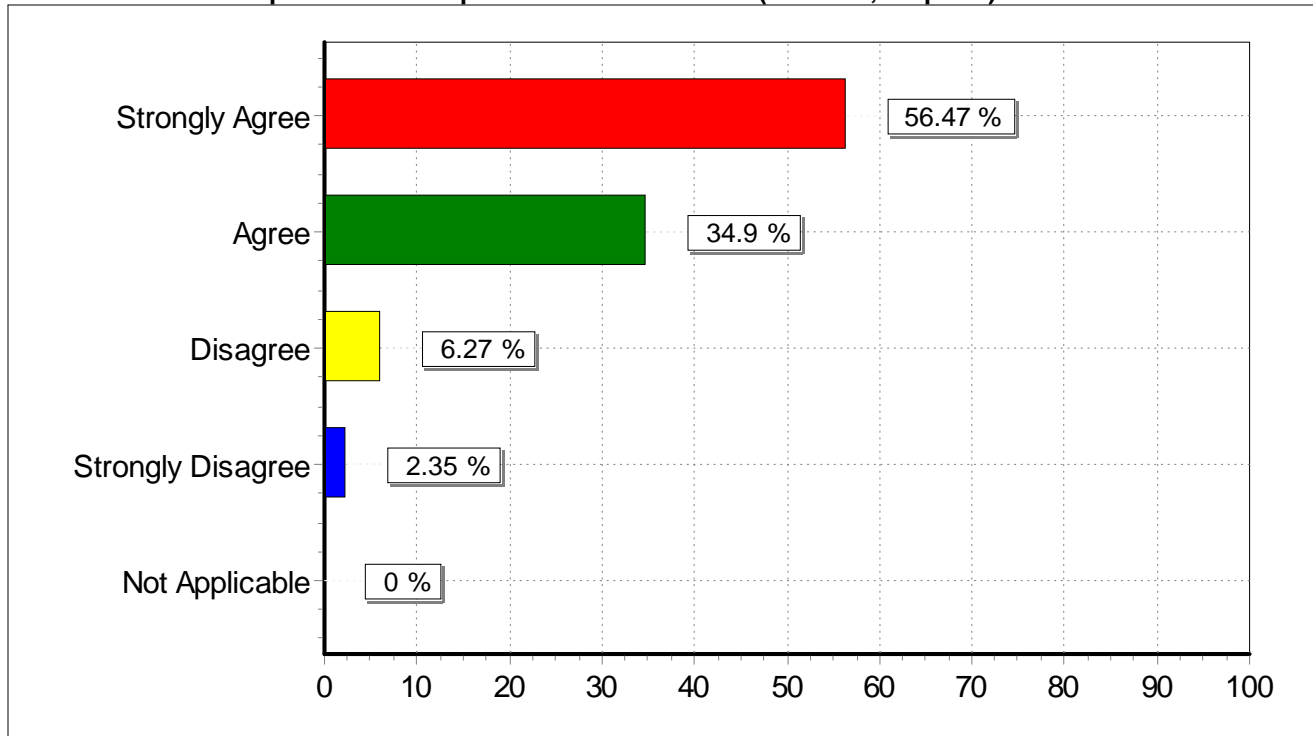


19. My coaches are good at teaching me the skills necessary to improve and compete at my position.

Response (n = 255)	Frequency	Percent
Strongly Agree	113	44.3%
Agree	126	49.4%
Disagree	11	4.3%
Strongly Disagree	5	2.0%
Not Applicable	0	0.0%
No Response	0	0.0%

Row Percent		19. My coaches are good at teaching me the skills necessary to improve and compete at my position.					
		Strongly Agree	Agree	Disagree	Strongly Disagree	Not Applicable	Total (Row)
1. Sport:	Cheerleading	27.8%	38.9%	27.8%	5.6%	0.0%	100.0%
	Cross Country-Boys	66.7%	33.3%	0.0%	0.0%	0.0%	100.0%
	Cross Country-Girls	100.0%	0.0%	0.0%	0.0%	0.0%	100.0%
	Dance Team	0.0%	100.0%	0.0%	0.0%	0.0%	100.0%
	Football	56.8%	38.3%	1.2%	3.7%	0.0%	100.0%
	Soccer-Girls	94.1%	5.9%	0.0%	0.0%	0.0%	100.0%
	Swim & Dive-Girls	14.3%	85.7%	0.0%	0.0%	0.0%	100.0%
	Volleyball	30.4%	56.5%	10.9%	2.2%	0.0%	100.0%
	Total (Column)	-	-	-	-	-	-
	Count (n)	255					

20. Our team was required to be respectful toward officials (referees, umpires).

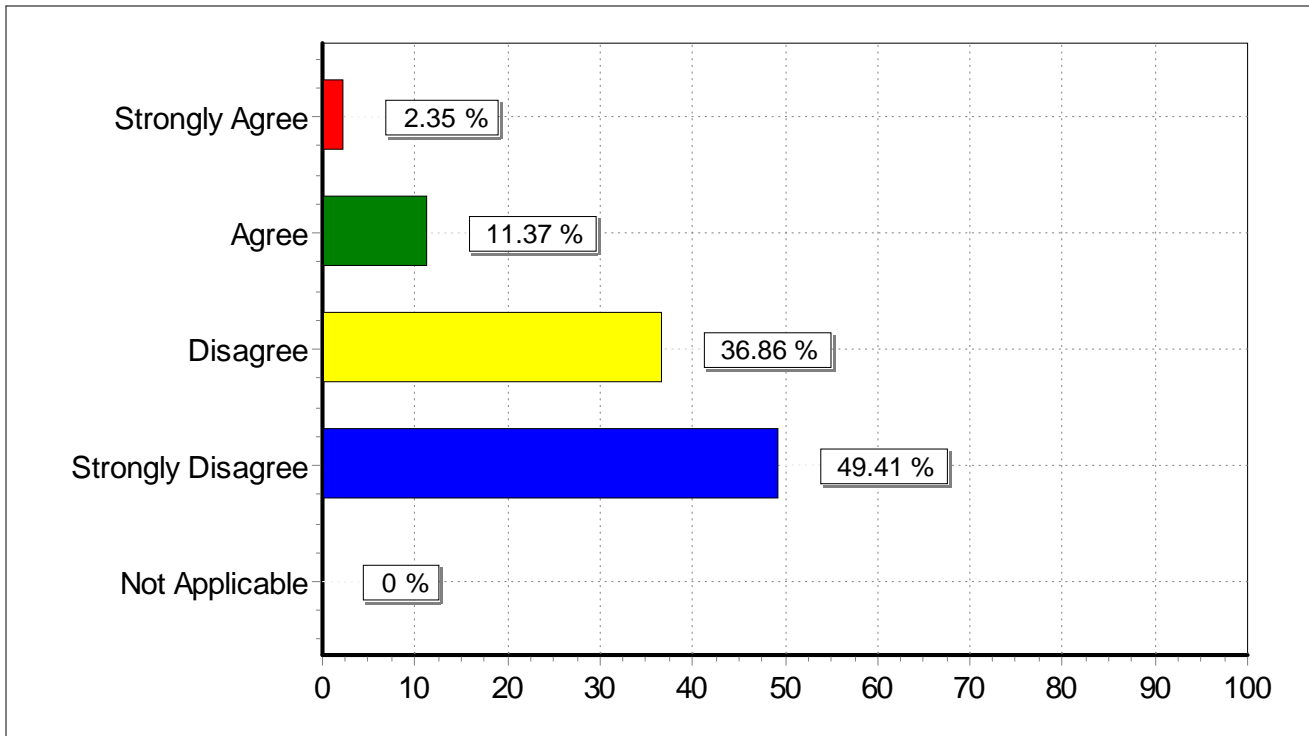


20. Our team was required to be respectful toward officials (referees, umpires).

Response (n = 255)	Frequency	Percent
Strongly Agree	144	56.5%
Agree	89	34.9%
Disagree	16	6.3%
Strongly Disagree	6	2.4%
Not Applicable	0	0.0%
No Response	0	0.0%

Row Percent		20. Our team was required to be respectful toward officials (referees, umpires).					
		Strongly Agree	Agree	Disagree	Strongly Disagree	Not Applicable	Total (Row)
1. Sport:	Cheerleading	61.1%	38.9%	0.0%	0.0%	0.0%	100.0%
	Cross Country-Boys	66.7%	25.0%	0.0%	8.3%	0.0%	100.0%
	Cross Country-Girls	50.0%	50.0%	0.0%	0.0%	0.0%	100.0%
	Dance Team	0.0%	78.1%	21.9%	0.0%	0.0%	100.0%
	Football	66.7%	24.7%	3.7%	4.9%	0.0%	100.0%
	Soccer-Girls	91.2%	8.8%	0.0%	0.0%	0.0%	100.0%
	Swim & Dive-Girls	28.6%	57.1%	14.3%	0.0%	0.0%	100.0%
	Volleyball	65.2%	28.3%	4.3%	2.2%	0.0%	100.0%
	Total (Column)	-	-	-	-	-	-
	Count (n)	255					

21. I witnessed, or knew about, an incident that involved hazing or bullying on my team during the season.

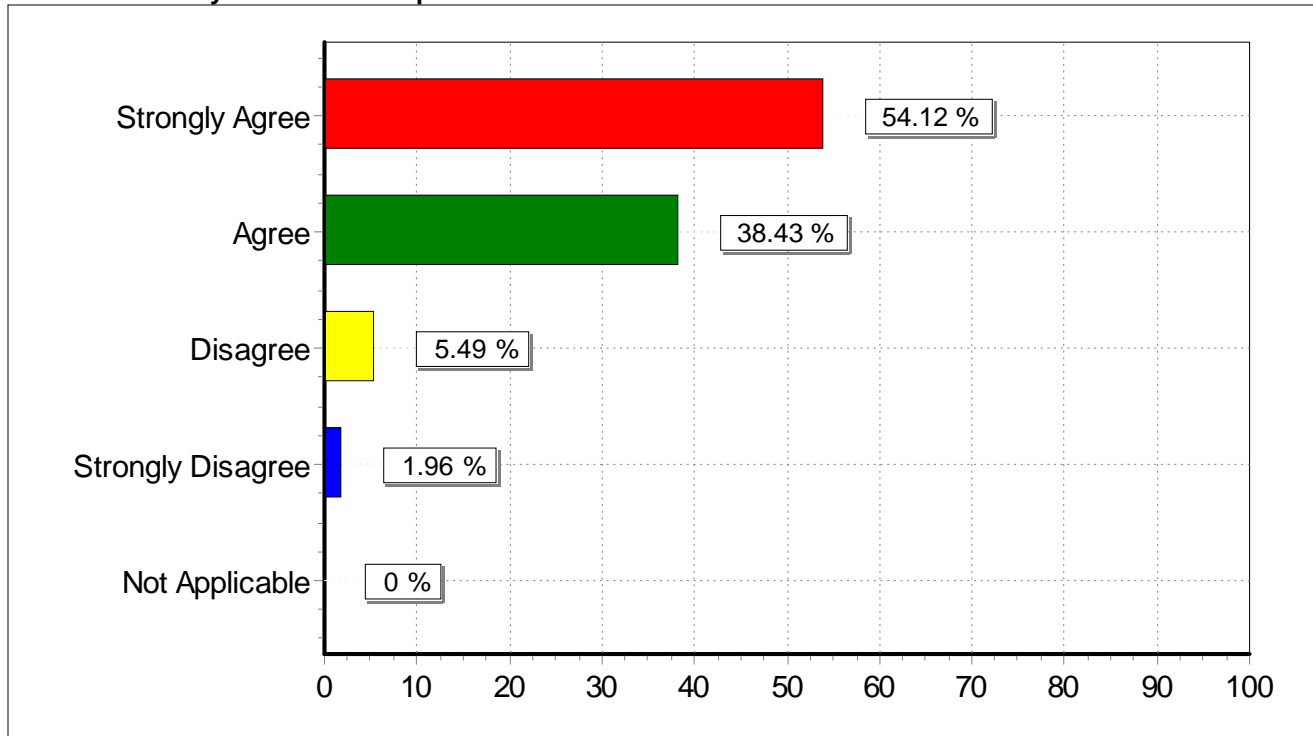


21. I witnessed, or knew about, an incident that involved hazing or bullying on my team during the season.

Response (n = 255)	Frequency	Percent
Strongly Agree	6	2.4%
Agree	29	11.4%
Disagree	94	36.9%
Strongly Disagree	126	49.4%
Not Applicable	0	0.0%
No Response	0	0.0%

Row Percent		21. I witnessed, or knew about, an incident that involved hazing or bullying on my team during the season.					
		Strongly Agree	Agree	Disagree	Strongly Disagree	Not Applicable	Total (Row)
1. Sport:	Cheerleading	0.0%	16.7%	55.6%	27.8%	0.0%	100.0%
	Cross Country-Boys	16.7%	8.3%	33.3%	41.7%	0.0%	100.0%
	Cross Country-Girls	0.0%	0.0%	25.0%	75.0%	0.0%	100.0%
	Dance Team	0.0%	21.9%	21.9%	56.3%	0.0%	100.0%
	Football	3.7%	6.2%	33.3%	56.8%	0.0%	100.0%
	Soccer-Girls	0.0%	0.0%	5.9%	94.1%	0.0%	100.0%
	Swim & Dive-Girls	0.0%	28.6%	57.1%	14.3%	0.0%	100.0%
	Volleyball	2.2%	10.9%	58.7%	28.3%	0.0%	100.0%
	Total (Column)	-	-	-	-	-	-
	Count (n)	255					

22. I consider my coaches to be positive influences on our team.

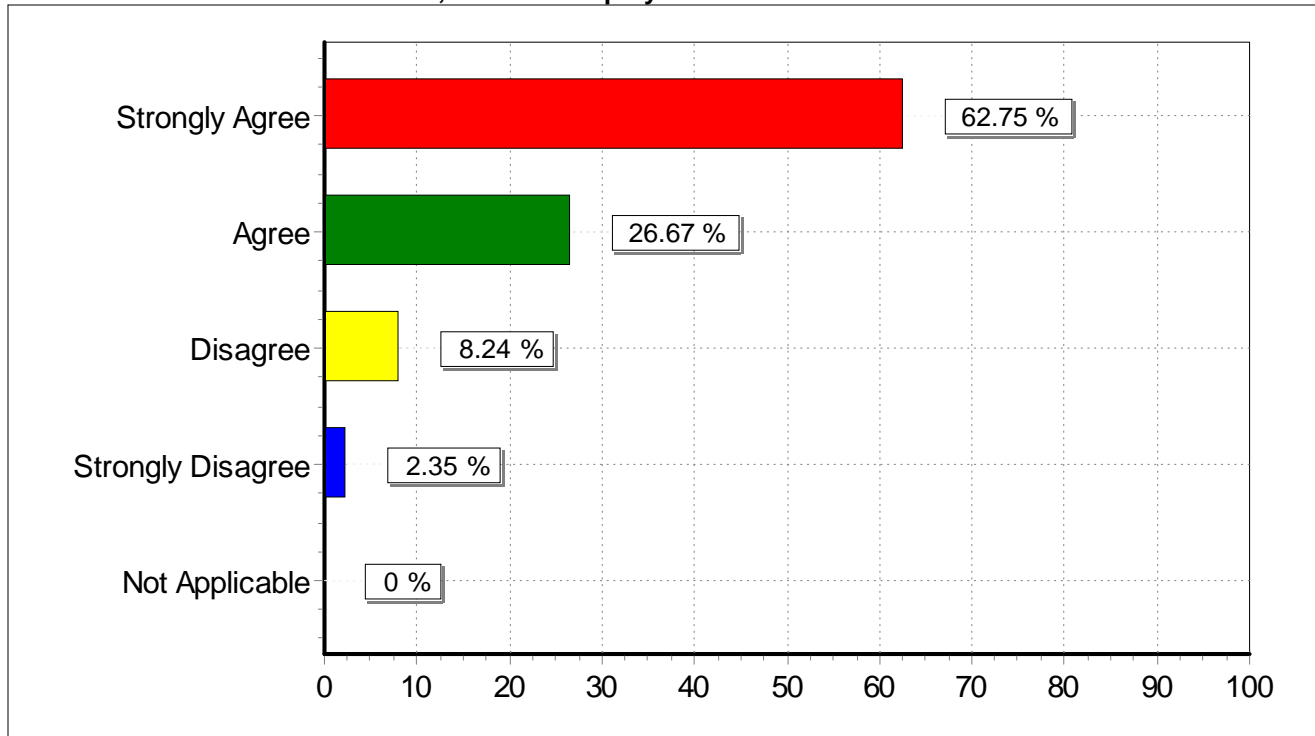


22. I consider my coaches to be positive influences on our team.

Response (n = 255)	Frequency	Percent
Strongly Agree	138	54.1%
Agree	98	38.4%
Disagree	14	5.5%
Strongly Disagree	5	2.0%
Not Applicable	0	0.0%
No Response	0	0.0%

Row Percent		22. I consider my coaches to be positive influences on our team.					Total (Row)
		Strongly Agree	Agree	Disagree	Strongly Disagree	Not Applicable	
1. Sport:	Cheerleading	22.2%	72.2%	5.6%	0.0%	0.0%	100.0%
	Cross Country-Boys	50.0%	41.7%	8.3%	0.0%	0.0%	100.0%
	Cross Country-Girls	100.0%	0.0%	0.0%	0.0%	0.0%	100.0%
	Dance Team	78.1%	21.9%	0.0%	0.0%	0.0%	100.0%
	Football	67.9%	23.5%	4.9%	3.7%	0.0%	100.0%
	Soccer-Girls	94.1%	5.9%	0.0%	0.0%	0.0%	100.0%
	Swim & Dive-Girls	0.0%	85.7%	14.3%	0.0%	0.0%	100.0%
	Volleyball	26.1%	60.9%	8.7%	4.3%	0.0%	100.0%
	Total (Column)	-	-	-	-	-	-
	Count (n)	255					

23. If I could start the season over, I would still play on this team.

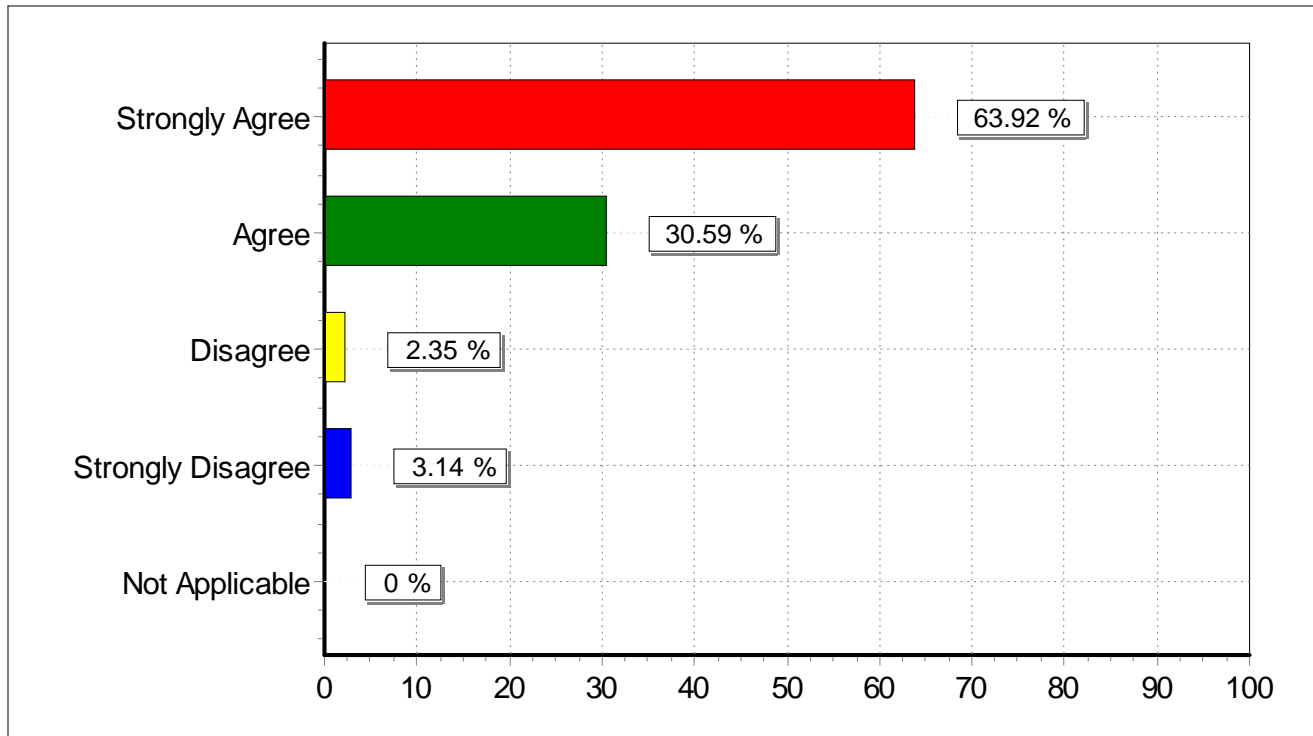


23. If I could start the season over, I would still play on this team.

Response (n = 255)	Frequency	Percent
Strongly Agree	160	62.7%
Agree	68	26.7%
Disagree	21	8.2%
Strongly Disagree	6	2.4%
Not Applicable	0	0.0%
No Response	0	0.0%

Row Percent		23. If I could start the season over, I would still play on this team.					
		Strongly Agree	Agree	Disagree	Strongly Disagree	Not Applicable	Total (Row)
1. Sport:	Cheerleading	27.8%	66.7%	5.6%	0.0%	0.0%	100.0%
	Cross Country-Boys	58.3%	25.0%	8.3%	8.3%	0.0%	100.0%
	Cross Country-Girls	100.0%	0.0%	0.0%	0.0%	0.0%	100.0%
	Dance Team	59.4%	18.8%	21.9%	0.0%	0.0%	100.0%
	Football	86.4%	12.3%	1.2%	0.0%	0.0%	100.0%
	Soccer-Girls	85.3%	14.7%	0.0%	0.0%	0.0%	100.0%
	Swim & Dive-Girls	28.6%	42.9%	28.6%	0.0%	0.0%	100.0%
	Volleyball	39.1%	43.5%	6.5%	10.9%	0.0%	100.0%
	Total (Column)	-	-	-	-	-	-
	Count (n)	255					

24. Overall, I would consider my participation in the athletic program to be a positive experience that has enriched me.

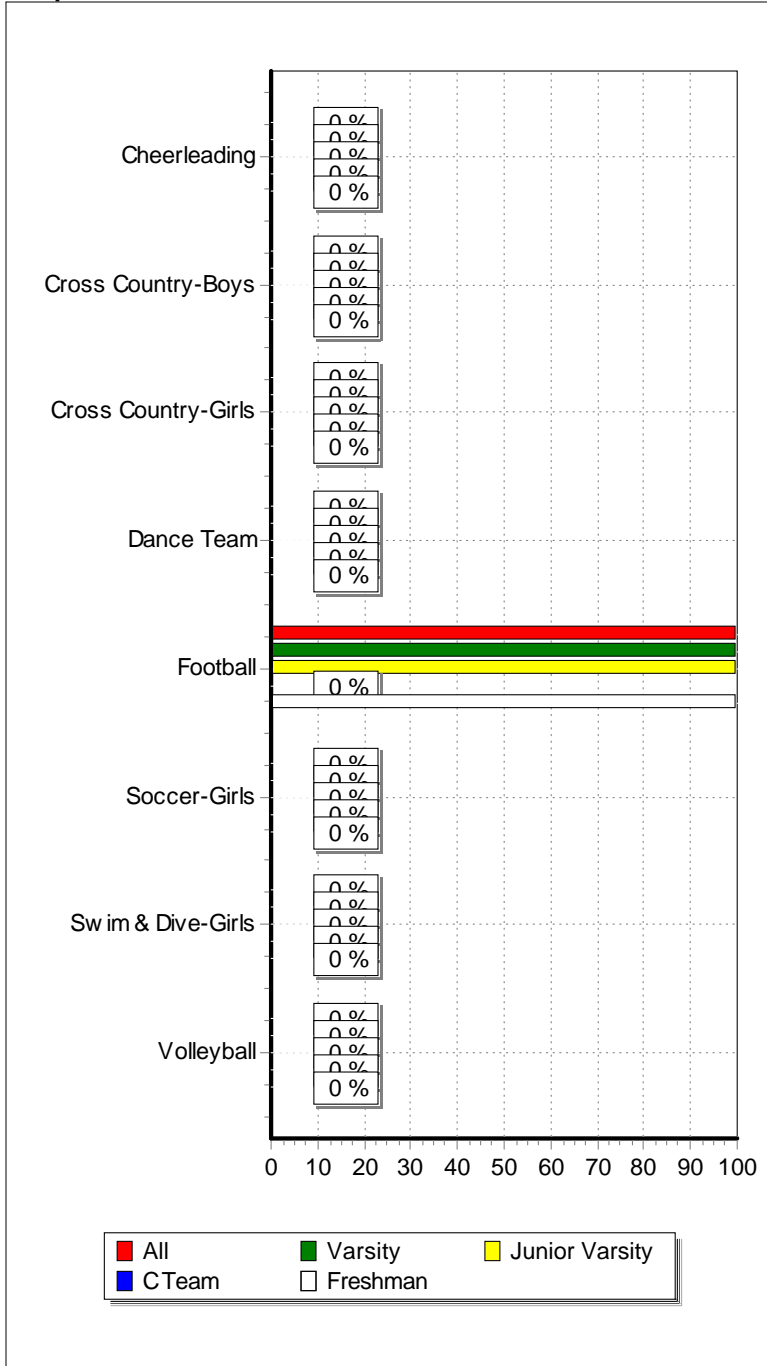


24. Overall, I would consider my participation in the athletic program to be a positive experience that has enriched me.

Response (n = 255)	Frequency	Percent
Strongly Agree	163	63.9%
Agree	78	30.6%
Disagree	6	2.4%
Strongly Disagree	8	3.1%
Not Applicable	0	0.0%
No Response	0	0.0%

Row Percent		24. Overall, I would consider my participation in the athletic program to be a positive experience that has enriched me.					
		Strongly Agree	Agree	Disagree	Strongly Disagree	Not Applicable	Total (Row)
1. Sport:	Cheerleading	33.3%	66.7%	0.0%	0.0%	0.0%	100.0%
	Cross Country-Boys	41.7%	33.3%	16.7%	8.3%	0.0%	100.0%
	Cross Country-Girls	75.0%	25.0%	0.0%	0.0%	0.0%	100.0%
	Dance Team	59.4%	18.8%	0.0%	21.9%	0.0%	100.0%
	Football	84.0%	14.8%	1.2%	0.0%	0.0%	100.0%
	Soccer-Girls	88.2%	11.8%	0.0%	0.0%	0.0%	100.0%
	Swim & Dive-Girls	42.9%	57.1%	0.0%	0.0%	0.0%	100.0%
	Volleyball	43.5%	50.0%	6.5%	0.0%	0.0%	100.0%
	Total (Column)	-	-	-	-	-	-
	Count (n)	255					

1. Sport:



All

1. Sport:

Response (n = 81)	Frequency	Percent
Cheerleading	0	0.0%
Cross Country-Boys	0	0.0%
Cross Country-Girls	0	0.0%
Dance Team	0	0.0%
Football	81	100.0%
Soccer-Girls	0	0.0%
Swim & Dive-Girls	0	0.0%
Volleyball	0	0.0%
No Response	0	0.0%

Varsity

1. Sport:

Response (n = 37)	Frequency	Percent
Cheerleading	0	0.0%
Cross Country-Boys	0	0.0%
Cross Country-Girls	0	0.0%
Dance Team	0	0.0%
Football	37	100.0%
Soccer-Girls	0	0.0%
Swim & Dive-Girls	0	0.0%
Volleyball	0	0.0%
No Response	0	0.0%

Junior Varsity

1. Sport:

Response (n = 19)	Frequency	Percent
Cheerleading	0	0.0%
Cross Country-Boys	0	0.0%
Cross Country-Girls	0	0.0%
Dance Team	0	0.0%
Football	19	100.0%
Soccer-Girls	0	0.0%
Swim & Dive-Girls	0	0.0%
Volleyball	0	0.0%
No Response	0	0.0%

C Team

1. Sport:

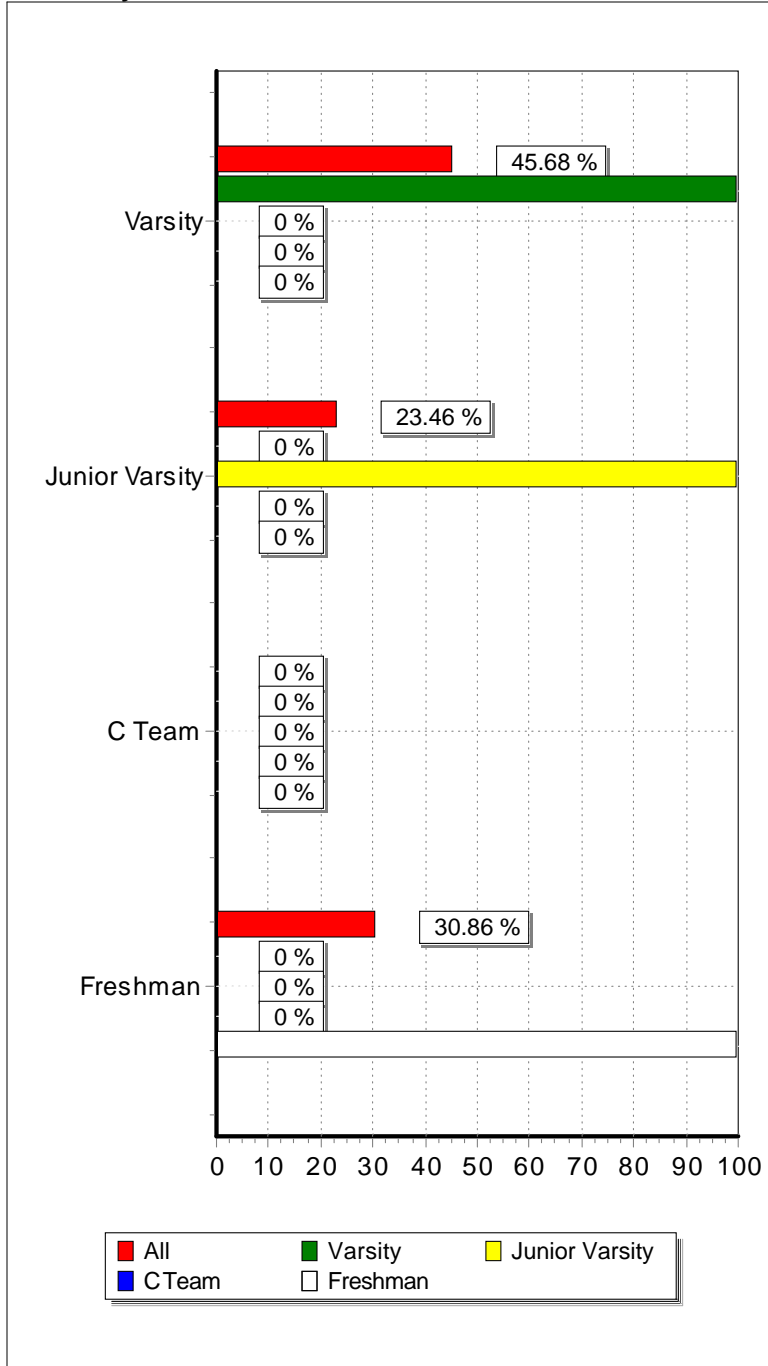
Response	Frequency	Percent
Cheerleading	0	0.0%
Cross Country-Boys	0	0.0%
Cross Country-Girls	0	0.0%
Dance Team	0	0.0%
Football	0	0.0%
Soccer-Girls	0	0.0%
Swim & Dive-Girls	0	0.0%
Volleyball	0	0.0%
No Response	0	0.0%

Freshman

1. Sport:

Response (n = 25)	Frequency	Percent
Cheerleading	0	0.0%
Cross Country-Boys	0	0.0%
Cross Country-Girls	0	0.0%
Dance Team	0	0.0%
Football	25	100.0%
Soccer-Girls	0	0.0%
Swim & Dive-Girls	0	0.0%
Volleyball	0	0.0%
No Response	0	0.0%

2. Primary Team:



100 %

100 %

100 %

100 %

All

2. Primary Team:

Response (n = 81)	Frequency	Percent
Varsity	37	45.7%
Junior Varsity	19	23.5%
C Team	0	0.0%
Freshman	25	30.9%
No Response	0	0.0%

Varsity

2. Primary Team:

Response (n = 37)	Frequency	Percent
Varsity	37	100.0%
Junior Varsity	0	0.0%
C Team	0	0.0%
Freshman	0	0.0%
No Response	0	0.0%

Junior Varsity

2. Primary Team:

Response (n = 19)	Frequency	Percent
Varsity	0	0.0%
Junior Varsity	19	100.0%
C Team	0	0.0%
Freshman	0	0.0%
No Response	0	0.0%

C Team

2. Primary Team:


Response	Frequency	Percent
Varsity	0	0.0%
Junior Varsity	0	0.0%
C Team	0	0.0%
Freshman	0	0.0%
No Response	0	0.0%

Freshman

2. Primary Team:

Response (n = 25)	Frequency	Percent
Varsity	0	0.0%
Junior Varsity	0	0.0%
C Team	0	0.0%
Freshman	25	100.0%
No Response	0	0.0%

3. Gender:



All

3. Gender:		
Response (n = 81)	Frequency	Percent
Male	81	100.0%
Female	0	0.0%
No Response	0	0.0%

100 %

100 %

Varsity

3. Gender:		
Response (n = 37)	Frequency	Percent
Male	37	100.0%
Female	0	0.0%
No Response	0	0.0%

100 %

100 %

Junior Varsity

3. Gender:		
Response (n = 19)	Frequency	Percent
Male	19	100.0%
Female	0	0.0%
No Response	0	0.0%

0 %

0 %

0 %

0 %

0 %

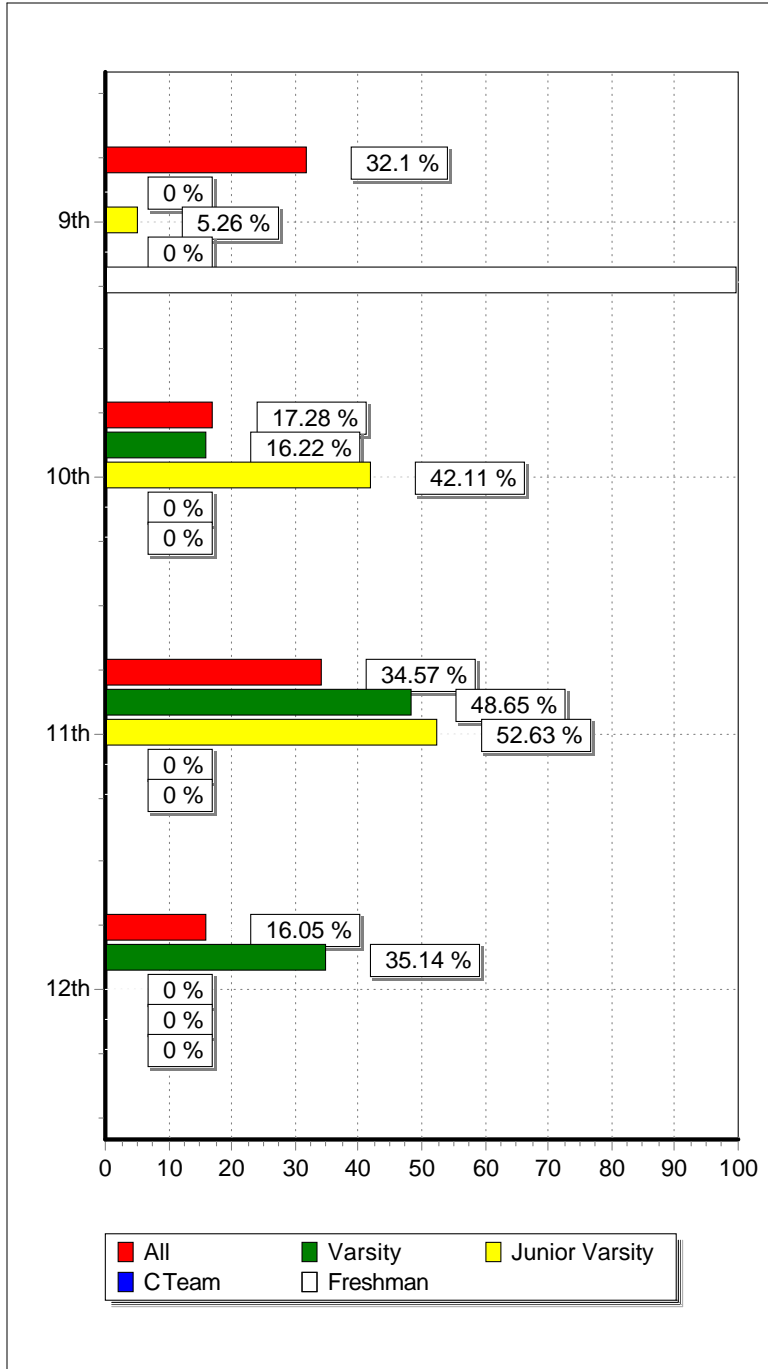
C Team

3. Gender:		
Response	Frequency	Percent
Male	0	0.0%
Female	0	0.0%
No Response	0	0.0%

Freshman

3. Gender:		
Response (n = 25)	Frequency	Percent
Male	25	100.0%
Female	0	0.0%
No Response	0	0.0%

4. Grade:



100 %

All

4. Grade:

Response (n = 81)	Frequency	Percent
9th	26	32.1%
10th	14	17.3%
11th	28	34.6%
12th	13	16.0%

Varsity

4. Grade:

Response (n = 37)	Frequency	Percent
9th	0	0.0%
10th	6	16.2%
11th	18	48.6%
12th	13	35.1%

Junior Varsity

4. Grade:

Response (n = 19)	Frequency	Percent
9th	1	5.3%
10th	8	42.1%
11th	10	52.6%
12th	0	0.0%

C Team

4. Grade:

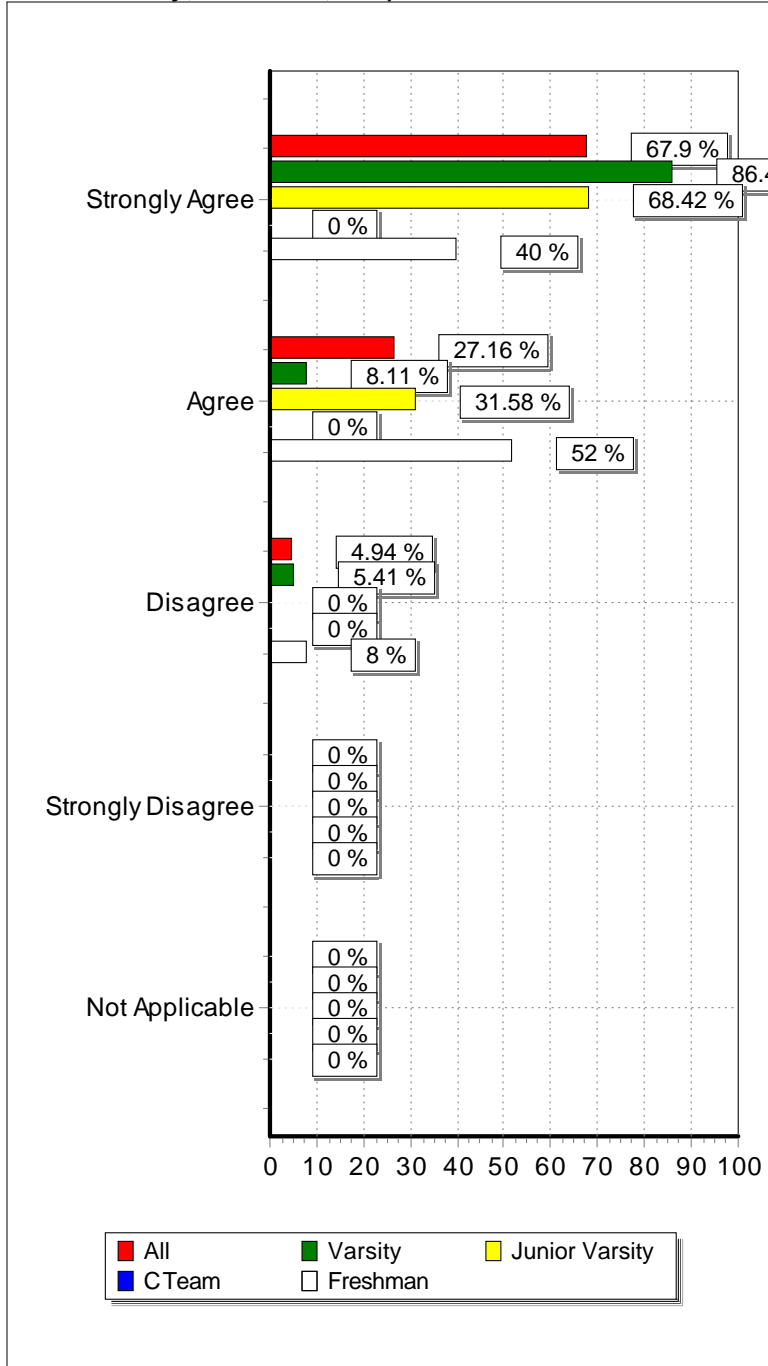
Response	Frequency	Percent
9th	0	0.0%
10th	0	0.0%
11th	0	0.0%
12th	0	0.0%

Freshman

4. Grade:

Response (n = 25)	Frequency	Percent
9th	25	100.0%
10th	0	0.0%
11th	0	0.0%
12th	0	0.0%

5. While involved in this sport, I feel I have learned life skills that I will be able to use in the future (responsibility, accountability, teamwork, etc.).



All

5. While involved in this sport, I feel I have learned life skills that I will be able to use in the future (responsibility, accountability, teamwork, etc.).

Response (n = 81)	Frequency	Percent
Strongly Agree	55	67.9%
Agree	22	27.2%
Disagree	4	4.9%
Strongly Disagree	0	0.0%
Not Applicable	0	0.0%
No Response	0	0.0%

Varsity

5. While involved in this sport, I feel I have learned life skills that I will be able to use in the future (responsibility, accountability, teamwork, etc.).

Response (n = 37)	Frequency	Percent
Strongly Agree	32	86.5%
Agree	3	8.1%
Disagree	2	5.4%
Strongly Disagree	0	0.0%
Not Applicable	0	0.0%
No Response	0	0.0%

Junior Varsity

5. While involved in this sport, I feel I have learned life skills that I will be able to use in the future (responsibility, accountability, teamwork, etc.).

Response (n = 19)	Frequency	Percent
Strongly Agree	13	68.4%
Agree	6	31.6%
Disagree	0	0.0%
Strongly Disagree	0	0.0%
Not Applicable	0	0.0%
No Response	0	0.0%

C Team

5. While involved in this sport, I feel I have learned life skills that I will be able to use in the future (responsibility, accountability, teamwork, etc.).

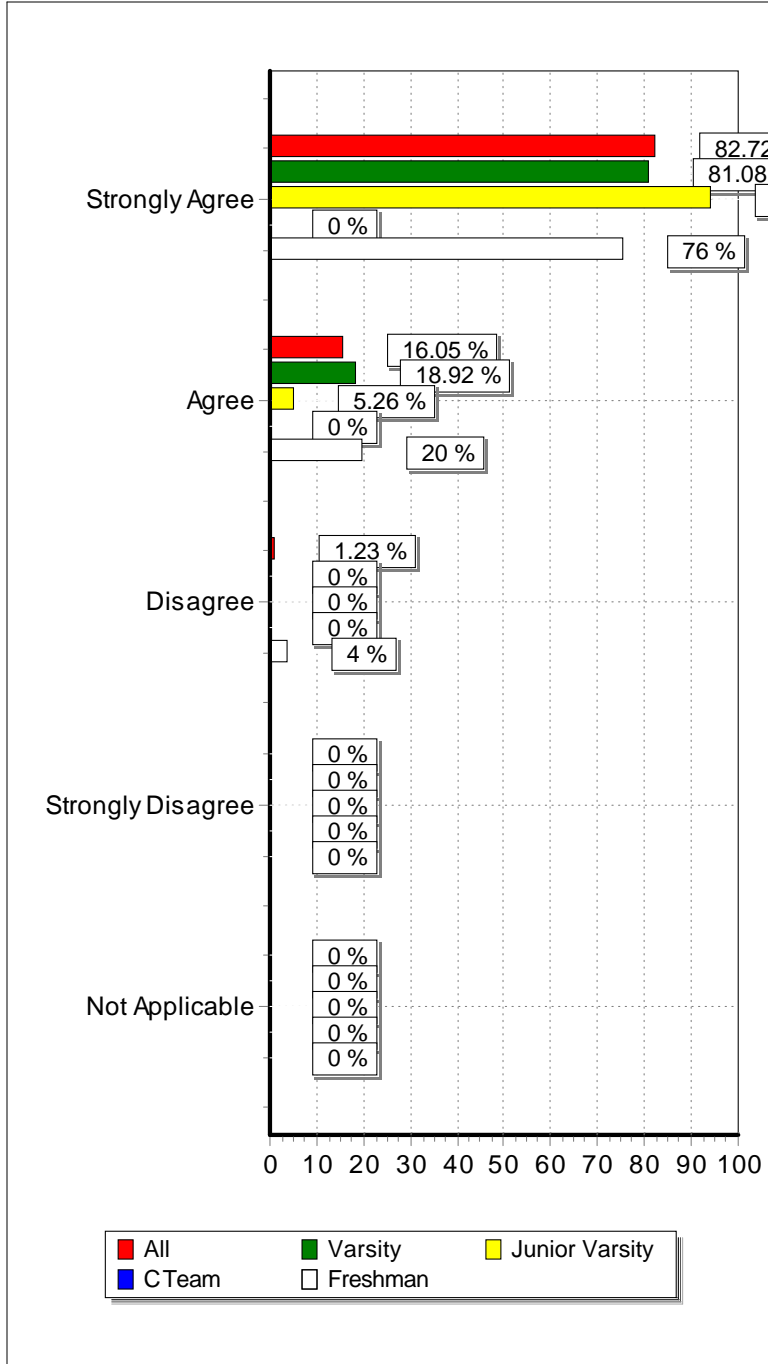
Response	Frequency	Percent
Strongly Agree	0	0.0%
Agree	0	0.0%
Disagree	0	0.0%
Strongly Disagree	0	0.0%
Not Applicable	0	0.0%
No Response	0	0.0%

Freshman

5. While involved in this sport, I feel I have learned life skills that I will be able to use in the future (responsibility, accountability, teamwork, etc.).

Response (n = 25)	Frequency	Percent
Strongly Agree	10	40.0%
Agree	13	52.0%
Disagree	2	8.0%
Strongly Disagree	0	0.0%
Not Applicable	0	0.0%
No Response	0	0.0%

6. My participation in this sport enhanced my social-interpersonal skills (ability to get along with others).



All

6. My participation in this sport enhanced my social-interpersonal skills (ability to get along with others).

Response (n = 81)	Frequency	Percent
Strongly Agree	67	82.7%
Agree	13	16.0%
Disagree	1	1.2%
Strongly Disagree	0	0.0%
Not Applicable	0	0.0%
No Response	0	0.0%

Varsity

6. My participation in this sport enhanced my social-interpersonal skills (ability to get along with others).

Response (n = 37)	Frequency	Percent
Strongly Agree	30	81.1%
Agree	7	18.9%
Disagree	0	0.0%
Strongly Disagree	0	0.0%
Not Applicable	0	0.0%
No Response	0	0.0%

Junior Varsity

6. My participation in this sport enhanced my social-interpersonal skills (ability to get along with others).

Response (n = 19)	Frequency	Percent
Strongly Agree	18	94.7%
Agree	1	5.3%
Disagree	0	0.0%
Strongly Disagree	0	0.0%
Not Applicable	0	0.0%
No Response	0	0.0%

C Team

6. My participation in this sport enhanced my social-interpersonal skills (ability to get along with others).

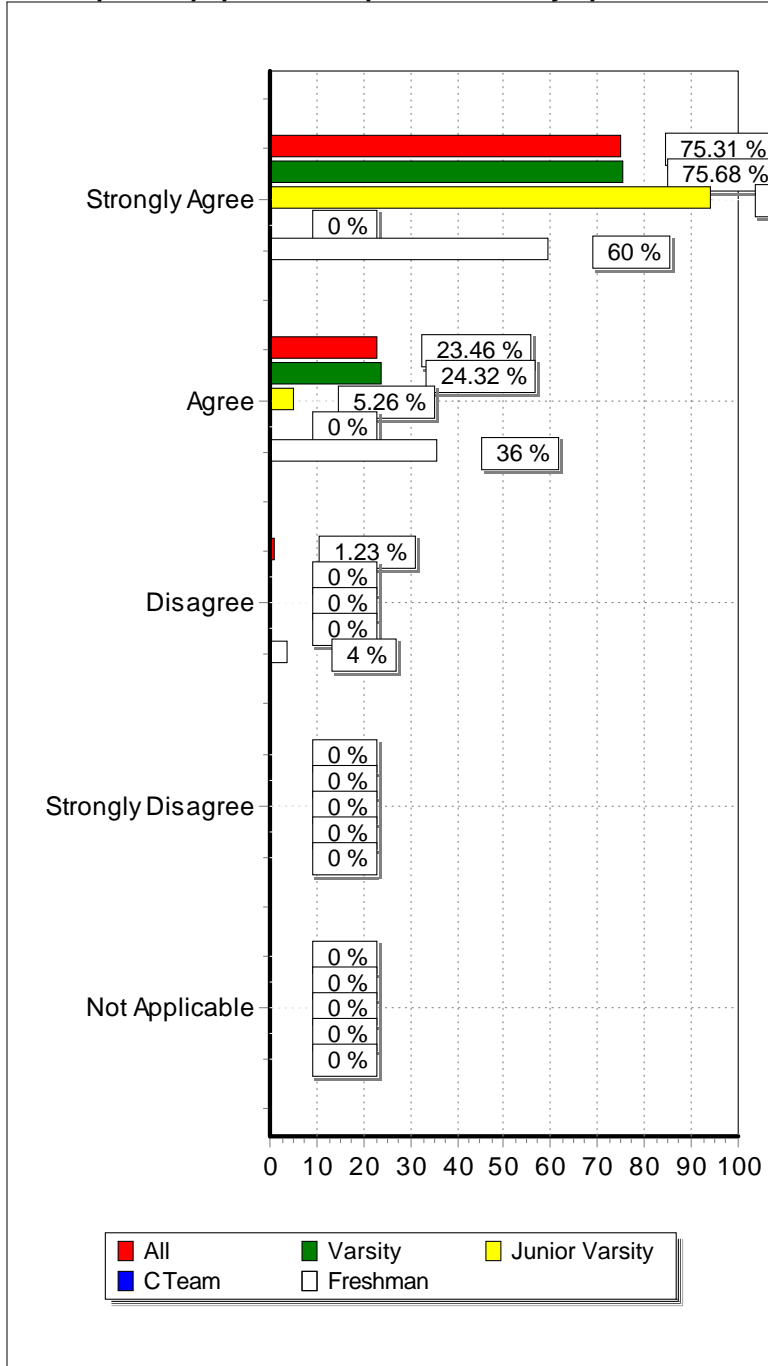
Response	Frequency	Percent
Strongly Agree	0	0.0%
Agree	0	0.0%
Disagree	0	0.0%
Strongly Disagree	0	0.0%
Not Applicable	0	0.0%
No Response	0	0.0%

Freshman

6. My participation in this sport enhanced my social-interpersonal skills (ability to get along with others).

Response (n = 25)	Frequency	Percent
Strongly Agree	19	76.0%
Agree	5	20.0%
Disagree	1	4.0%
Strongly Disagree	0	0.0%
Not Applicable	0	0.0%
No Response	0	0.0%

7. Adequate equipment was provided for my sport.



All		
7. Adequate equipment was provided for my sport.		
Response (n = 81)	Frequency	Percent
Strongly Agree	61	75.3%
Agree	19	23.5%
Disagree	1	1.2%
Strongly Disagree	0	0.0%
Not Applicable	0	0.0%
No Response	0	0.0%

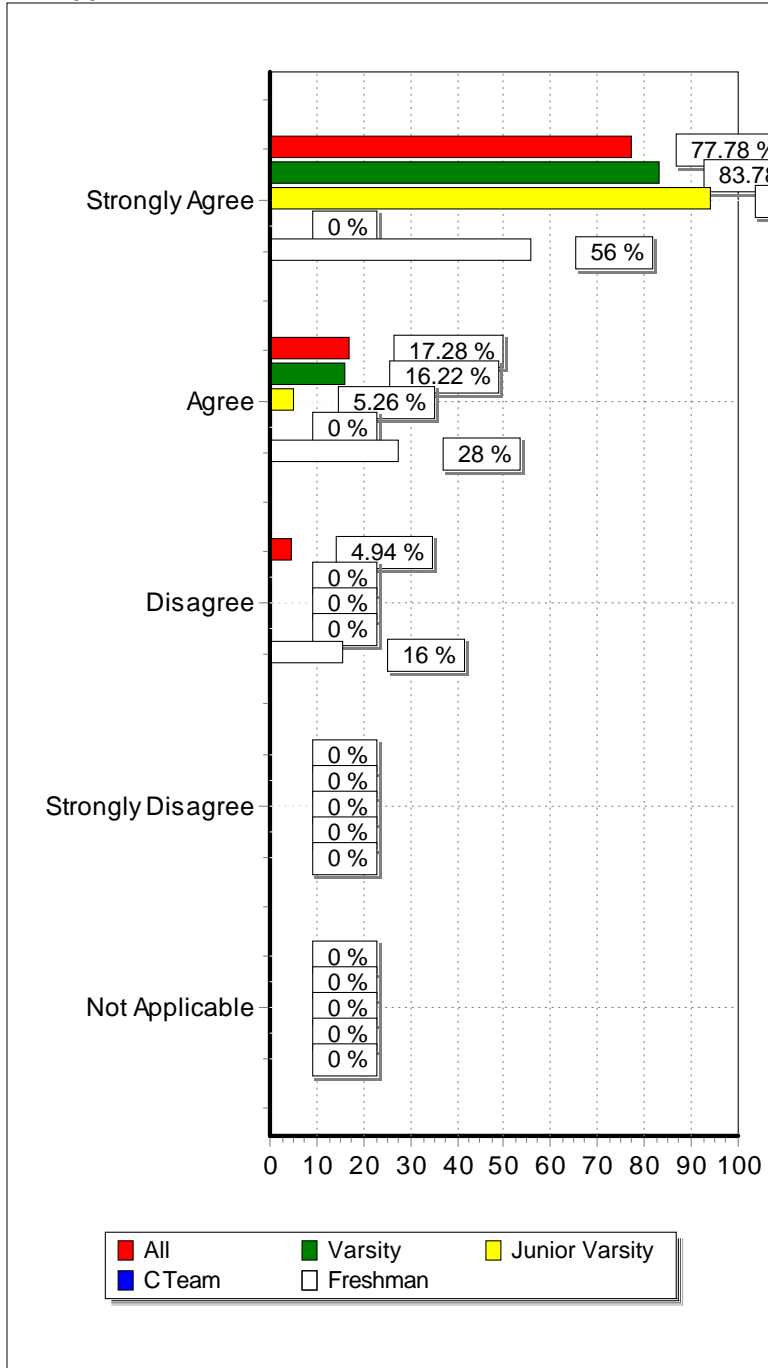
Varsity		
7. Adequate equipment was provided for my sport.		
Response (n = 37)	Frequency	Percent
Strongly Agree	28	75.7%
Agree	9	24.3%
Disagree	0	0.0%
Strongly Disagree	0	0.0%
Not Applicable	0	0.0%
No Response	0	0.0%

Junior Varsity		
7. Adequate equipment was provided for my sport.		
Response (n = 19)	Frequency	Percent
Strongly Agree	18	94.7%
Agree	1	5.3%
Disagree	0	0.0%
Strongly Disagree	0	0.0%
Not Applicable	0	0.0%
No Response	0	0.0%

C Team		
7. Adequate equipment was provided for my sport.		
Response	Frequency	Percent
Strongly Agree	0	0.0%
Agree	0	0.0%
Disagree	0	0.0%
Strongly Disagree	0	0.0%
Not Applicable	0	0.0%
No Response	0	0.0%

Freshman		
7. Adequate equipment was provided for my sport.		
Response (n = 25)	Frequency	Percent
Strongly Agree	15	60.0%
Agree	9	36.0%
Disagree	1	4.0%
Strongly Disagree	0	0.0%
Not Applicable	0	0.0%
No Response	0	0.0%

8. Overall, our facilities are equal to or better than those of our opponents.



All

8. Overall, our facilities are equal to or better than those of our opponents.

Response (n = 81)	Frequency	Percent
Strongly Agree	63	77.8%
Agree	14	17.3%
Disagree	4	4.9%
Strongly Disagree	0	0.0%
Not Applicable	0	0.0%
No Response	0	0.0%

Varsity

8. Overall, our facilities are equal to or better than those of our opponents.

Response (n = 37)	Frequency	Percent
Strongly Agree	31	83.8%
Agree	6	16.2%
Disagree	0	0.0%
Strongly Disagree	0	0.0%
Not Applicable	0	0.0%
No Response	0	0.0%

Junior Varsity

8. Overall, our facilities are equal to or better than those of our opponents.

Response (n = 19)	Frequency	Percent
Strongly Agree	18	94.7%
Agree	1	5.3%
Disagree	0	0.0%
Strongly Disagree	0	0.0%
Not Applicable	0	0.0%
No Response	0	0.0%

C Team

8. Overall, our facilities are equal to or better than those of our opponents.

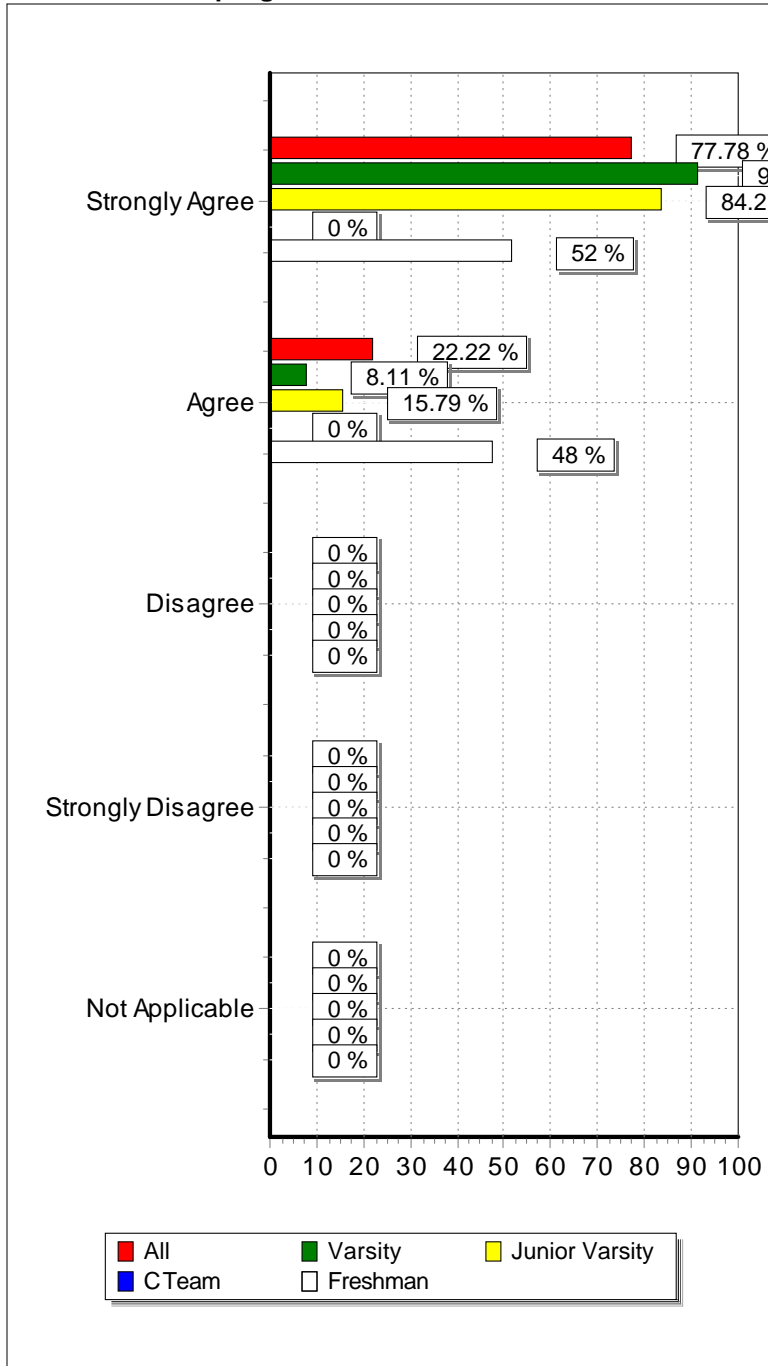
Response	Frequency	Percent
Strongly Agree	0	0.0%
Agree	0	0.0%
Disagree	0	0.0%
Strongly Disagree	0	0.0%
Not Applicable	0	0.0%
No Response	0	0.0%

Freshman

8. Overall, our facilities are equal to or better than those of our opponents.

Response (n = 25)	Frequency	Percent
Strongly Agree	14	56.0%
Agree	7	28.0%
Disagree	4	16.0%
Strongly Disagree	0	0.0%
Not Applicable	0	0.0%
No Response	0	0.0%

9. The athletic director was helpful with the needs and concerns of our program.



All

9. The athletic director was helpful with the needs and concerns of our program.

Response (n = 81)	Frequency	Percent
Strongly Agree	63	77.8%
Agree	18	22.2%
Disagree	0	0.0%
Strongly Disagree	0	0.0%
Not Applicable	0	0.0%
No Response	0	0.0%

Varsity

9. The athletic director was helpful with the needs and concerns of our program.

Response (n = 37)	Frequency	Percent
Strongly Agree	34	91.9%
Agree	3	8.1%
Disagree	0	0.0%
Strongly Disagree	0	0.0%
Not Applicable	0	0.0%
No Response	0	0.0%

Junior Varsity

9. The athletic director was helpful with the needs and concerns of our program.

Response (n = 19)	Frequency	Percent
Strongly Agree	16	84.2%
Agree	3	15.8%
Disagree	0	0.0%
Strongly Disagree	0	0.0%
Not Applicable	0	0.0%
No Response	0	0.0%

C Team

9. The athletic director was helpful with the needs and concerns of our program.

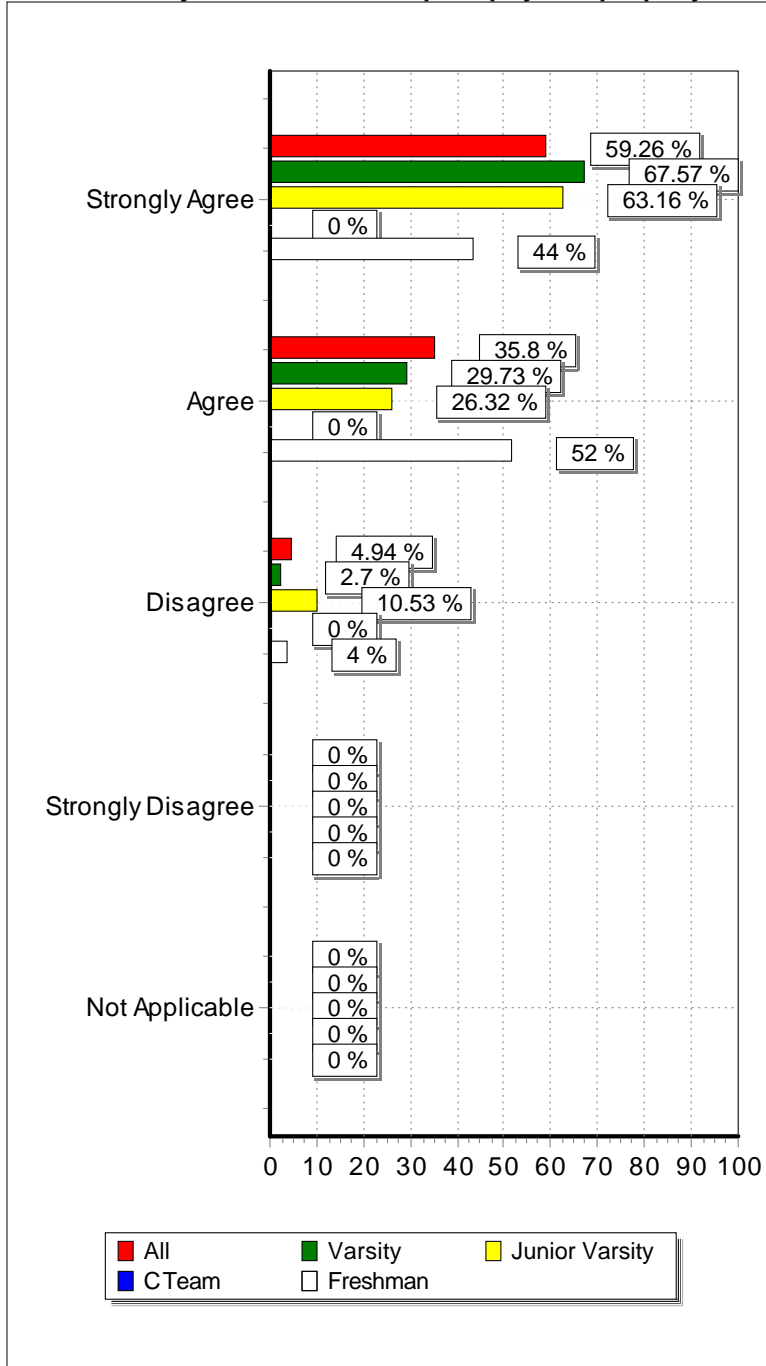
Response	Frequency	Percent
Strongly Agree	0	0.0%
Agree	0	0.0%
Disagree	0	0.0%
Strongly Disagree	0	0.0%
Not Applicable	0	0.0%
No Response	0	0.0%

Freshman

9. The athletic director was helpful with the needs and concerns of our program.

Response (n = 25)	Frequency	Percent
Strongly Agree	13	52.0%
Agree	12	48.0%
Disagree	0	0.0%
Strongly Disagree	0	0.0%
Not Applicable	0	0.0%
No Response	0	0.0%

10. Athletic injuries were treated promptly and properly.



All		
10. Athletic injuries were treated promptly and properly.		
Response (n = 81)	Frequency	Percent
Strongly Agree	48	59.3%
Agree	29	35.8%
Disagree	4	4.9%
Strongly Disagree	0	0.0%
Not Applicable	0	0.0%
No Response	0	0.0%

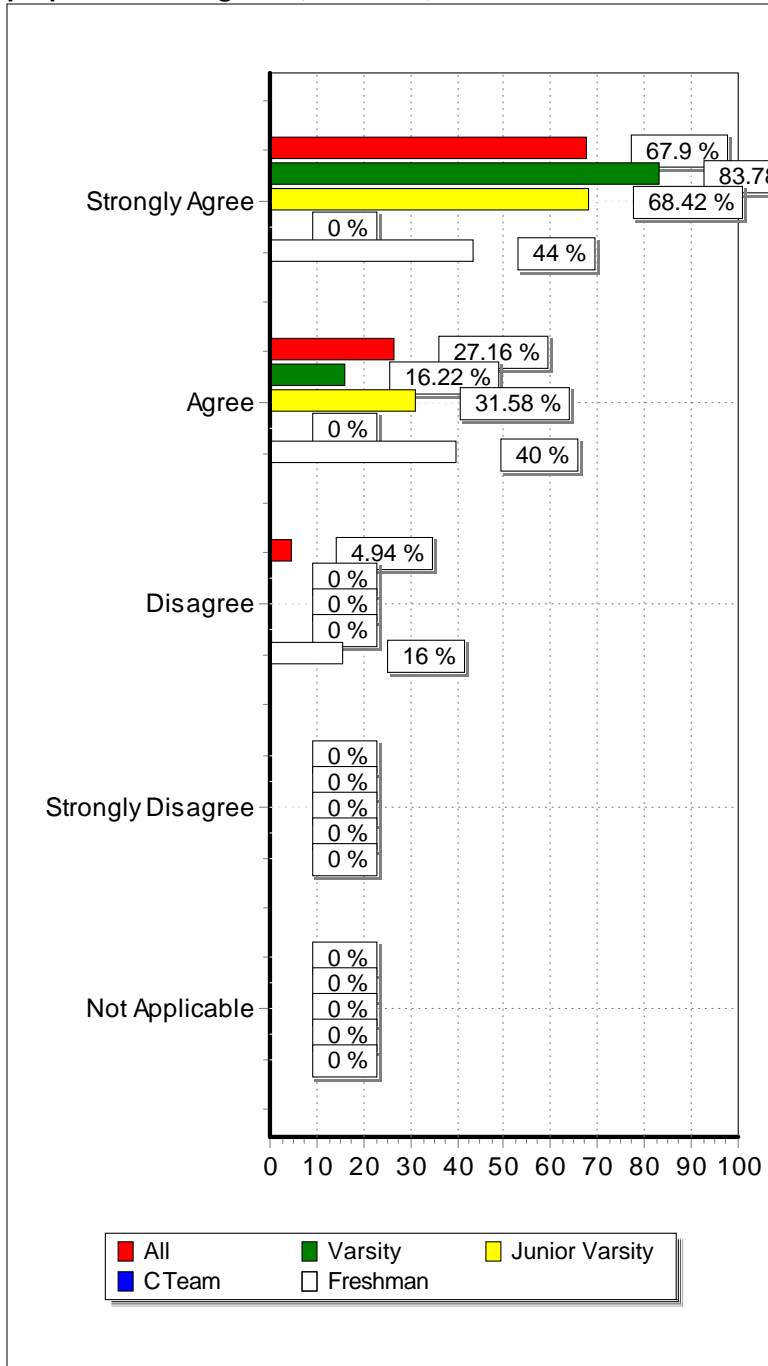
Varsity		
10. Athletic injuries were treated promptly and properly.		
Response (n = 37)	Frequency	Percent
Strongly Agree	25	67.6%
Agree	11	29.7%
Disagree	1	2.7%
Strongly Disagree	0	0.0%
Not Applicable	0	0.0%
No Response	0	0.0%

Junior Varsity		
10. Athletic injuries were treated promptly and properly.		
Response (n = 19)	Frequency	Percent
Strongly Agree	12	63.2%
Agree	5	26.3%
Disagree	2	10.5%
Strongly Disagree	0	0.0%
Not Applicable	0	0.0%
No Response	0	0.0%

C Team		
10. Athletic injuries were treated promptly and properly.		
Response	Frequency	Percent
Strongly Agree	0	0.0%
Agree	0	0.0%
Disagree	0	0.0%
Strongly Disagree	0	0.0%
Not Applicable	0	0.0%
No Response	0	0.0%

Freshman		
10. Athletic injuries were treated promptly and properly.		
Response (n = 25)	Frequency	Percent
Strongly Agree	11	44.0%
Agree	13	52.0%
Disagree	1	4.0%
Strongly Disagree	0	0.0%
Not Applicable	0	0.0%
No Response	0	0.0%

11. Team practice sessions were well-organized and prepared me for games, matches, or meets.



All

11. Team practice sessions were well-organized and prepared me for games, matches, or meets.

Response (n = 81)	Frequency	Percent
Strongly Agree	55	67.9%
Agree	22	27.2%
Disagree	4	4.9%
Strongly Disagree	0	0.0%
Not Applicable	0	0.0%
No Response	0	0.0%

Varsity

11. Team practice sessions were well-organized and prepared me for games, matches, or meets.

Response (n = 37)	Frequency	Percent
Strongly Agree	31	83.8%
Agree	6	16.2%
Disagree	0	0.0%
Strongly Disagree	0	0.0%
Not Applicable	0	0.0%
No Response	0	0.0%

Junior Varsity

11. Team practice sessions were well-organized and prepared me for games, matches, or meets.

Response (n = 19)	Frequency	Percent
Strongly Agree	13	68.4%
Agree	6	31.6%
Disagree	0	0.0%
Strongly Disagree	0	0.0%
Not Applicable	0	0.0%
No Response	0	0.0%

C Team

11. Team practice sessions were well-organized and prepared me for games, matches, or meets.

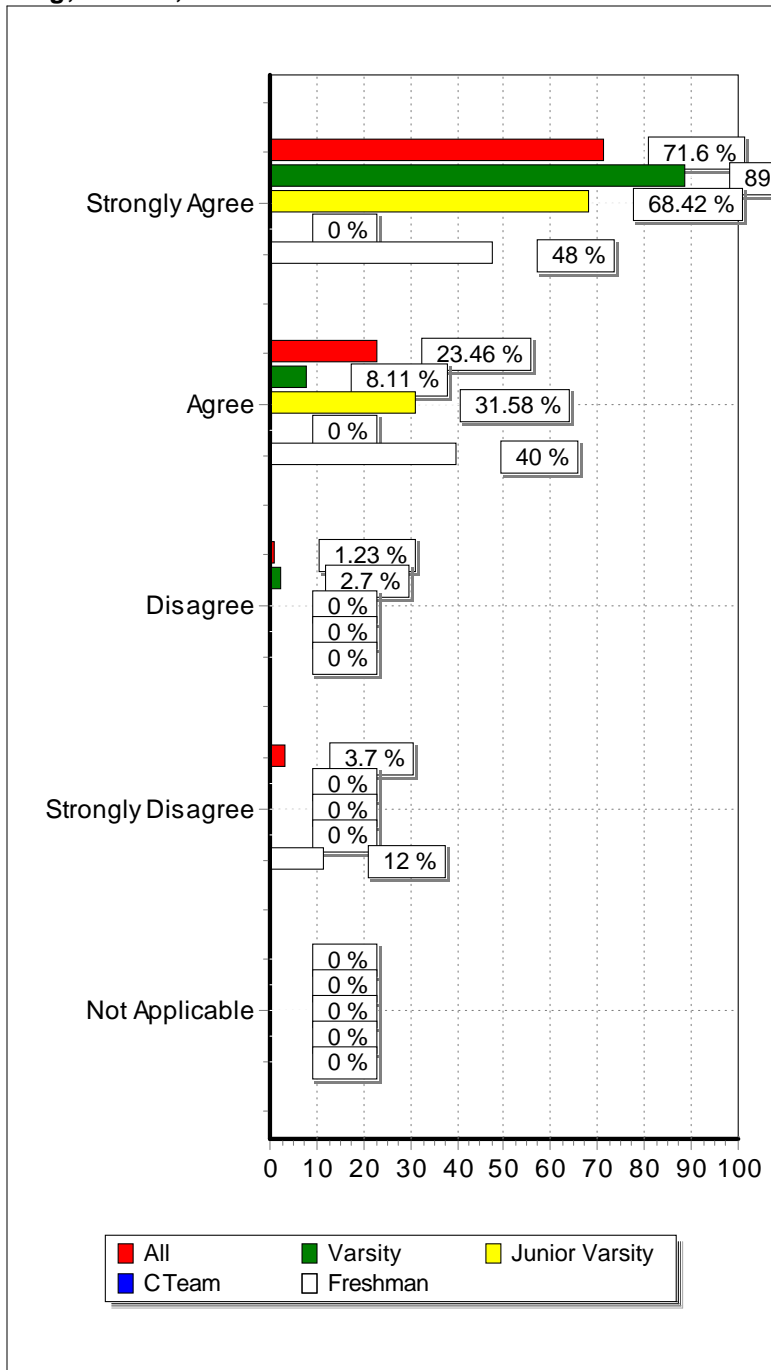
Response	Frequency	Percent
Strongly Agree	0	0.0%
Agree	0	0.0%
Disagree	0	0.0%
Strongly Disagree	0	0.0%
Not Applicable	0	0.0%
No Response	0	0.0%

Freshman

11. Team practice sessions were well-organized and prepared me for games, matches, or meets.

Response (n = 25)	Frequency	Percent
Strongly Agree	11	44.0%
Agree	10	40.0%
Disagree	4	16.0%
Strongly Disagree	0	0.0%
Not Applicable	0	0.0%
No Response	0	0.0%

12. I was encouraged to make good decisions related to drug, alcohol, and/or tobacco use.



All

12. I was encouraged to make good decisions related to drug, alcohol, and/or tobacco use.

Response (n = 81)	Frequency	Percent
Strongly Agree	58	71.6%
Agree	19	23.5%
Disagree	1	1.2%
Strongly Disagree	3	3.7%
Not Applicable	0	0.0%
No Response	0	0.0%

Varsity

12. I was encouraged to make good decisions related to drug, alcohol, and/or tobacco use.

Response (n = 37)	Frequency	Percent
Strongly Agree	33	89.2%
Agree	3	8.1%
Disagree	1	2.7%
Strongly Disagree	0	0.0%
Not Applicable	0	0.0%
No Response	0	0.0%

Junior Varsity

12. I was encouraged to make good decisions related to drug, alcohol, and/or tobacco use.

Response (n = 19)	Frequency	Percent
Strongly Agree	13	68.4%
Agree	6	31.6%
Disagree	0	0.0%
Strongly Disagree	0	0.0%
Not Applicable	0	0.0%
No Response	0	0.0%

C Team

12. I was encouraged to make good decisions related to drug, alcohol, and/or tobacco use.

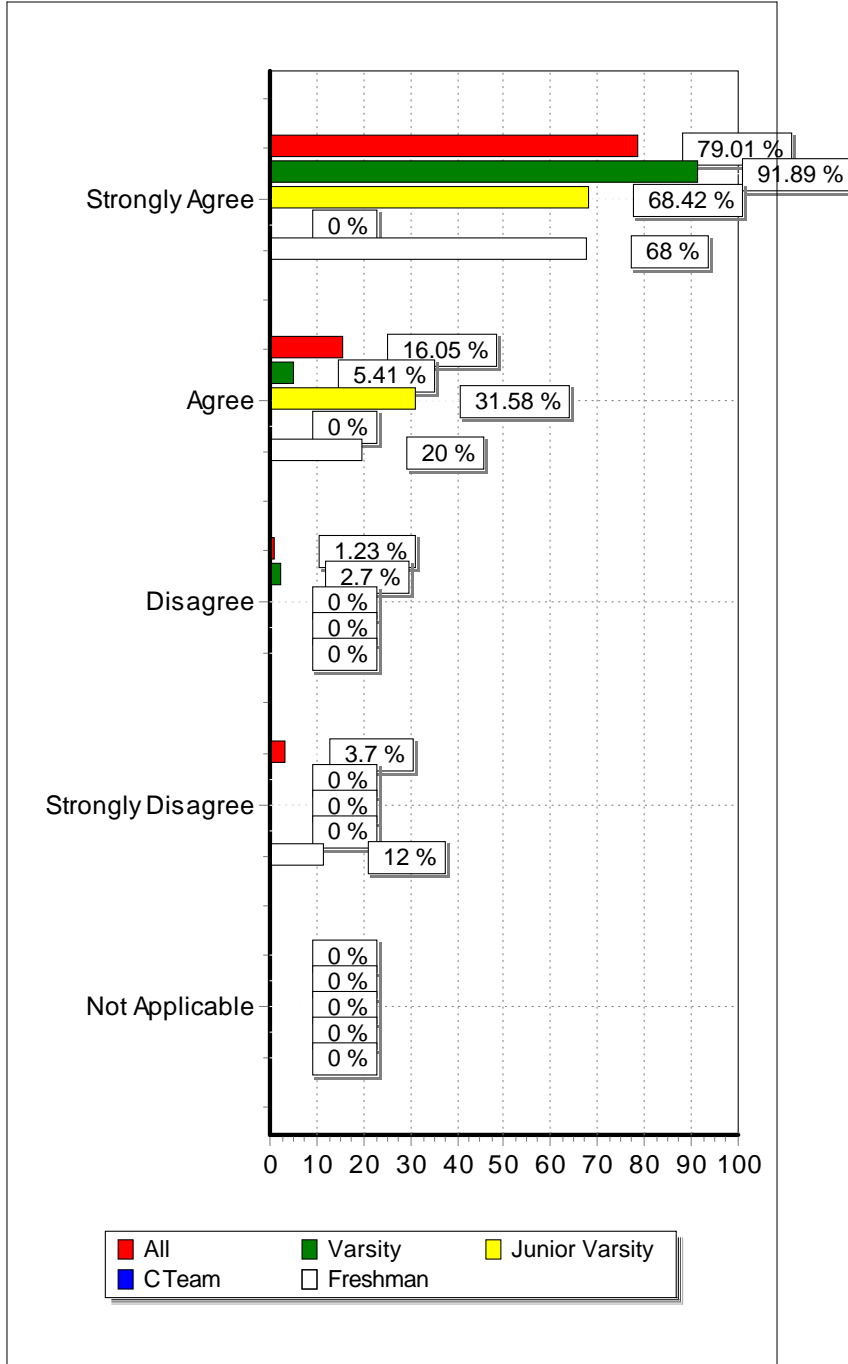
Response	Frequency	Percent
Strongly Agree	0	0.0%
Agree	0	0.0%
Disagree	0	0.0%
Strongly Disagree	0	0.0%
Not Applicable	0	0.0%
No Response	0	0.0%

Freshman

12. I was encouraged to make good decisions related to drug, alcohol, and/or tobacco use.

Response (n = 25)	Frequency	Percent
Strongly Agree	12	48.0%
Agree	10	40.0%
Disagree	0	0.0%
Strongly Disagree	3	12.0%
Not Applicable	0	0.0%
No Response	0	0.0%

13. My skill level improved from the beginning of the season to the end of the season.



All

13. My skill level improved from the beginning of the season to the end of the season.

Response (n = 81)	Frequency	Percent
Strongly Agree	64	79.0%
Agree	13	16.0%
Disagree	1	1.2%
Strongly Disagree	3	3.7%
Not Applicable	0	0.0%
No Response	0	0.0%

Varsity

13. My skill level improved from the beginning of the season to the end of the season.

Response (n = 37)	Frequency	Percent
Strongly Agree	34	91.9%
Agree	2	5.4%
Disagree	1	2.7%
Strongly Disagree	0	0.0%
Not Applicable	0	0.0%
No Response	0	0.0%

Junior Varsity

13. My skill level improved from the beginning of the season to the end of the season.

Response (n = 19)	Frequency	Percent
Strongly Agree	13	68.4%
Agree	6	31.6%
Disagree	0	0.0%
Strongly Disagree	0	0.0%
Not Applicable	0	0.0%
No Response	0	0.0%

C Team

13. My skill level improved from the beginning of the season to the end of the season.

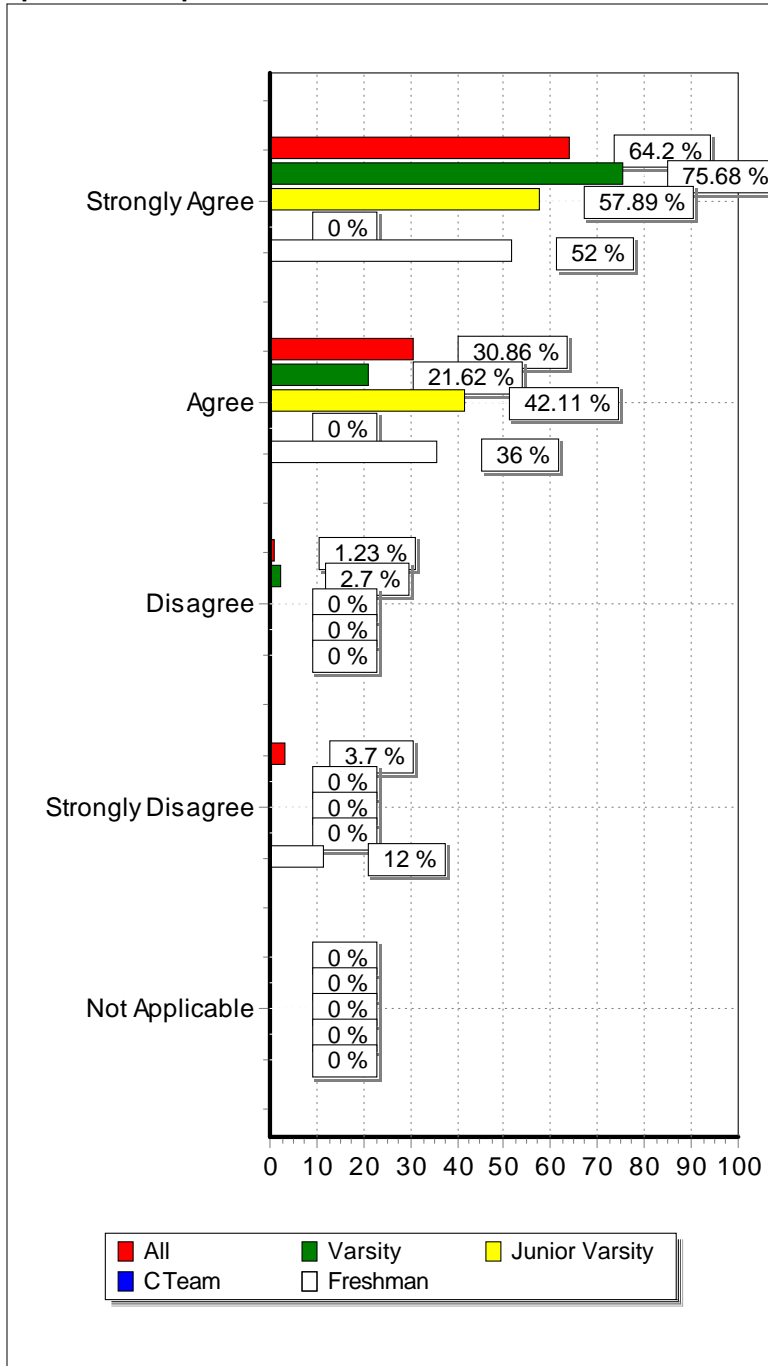
Response	Frequency	Percent
Strongly Agree	0	0.0%
Agree	0	0.0%
Disagree	0	0.0%
Strongly Disagree	0	0.0%
Not Applicable	0	0.0%
No Response	0	0.0%

Freshman

13. My skill level improved from the beginning of the season to the end of the season.

Response (n = 25)	Frequency	Percent
Strongly Agree	17	68.0%
Agree	5	20.0%
Disagree	0	0.0%
Strongly Disagree	3	12.0%
Not Applicable	0	0.0%
No Response	0	0.0%

14. My team consistently demonstrated good sportsmanship.



All

14. My team consistently demonstrated good sportsmanship.

Response (n = 81)	Frequency	Percent
Strongly Agree	52	64.2%
Agree	25	30.9%
Disagree	1	1.2%
Strongly Disagree	3	3.7%
Not Applicable	0	0.0%
No Response	0	0.0%

Varsity

14. My team consistently demonstrated good sportsmanship.

Response (n = 37)	Frequency	Percent
Strongly Agree	28	75.7%
Agree	8	21.6%
Disagree	1	2.7%
Strongly Disagree	0	0.0%
Not Applicable	0	0.0%
No Response	0	0.0%

Junior Varsity

14. My team consistently demonstrated good sportsmanship.

Response (n = 19)	Frequency	Percent
Strongly Agree	11	57.9%
Agree	8	42.1%
Disagree	0	0.0%
Strongly Disagree	0	0.0%
Not Applicable	0	0.0%
No Response	0	0.0%

C Team

14. My team consistently demonstrated good sportsmanship.

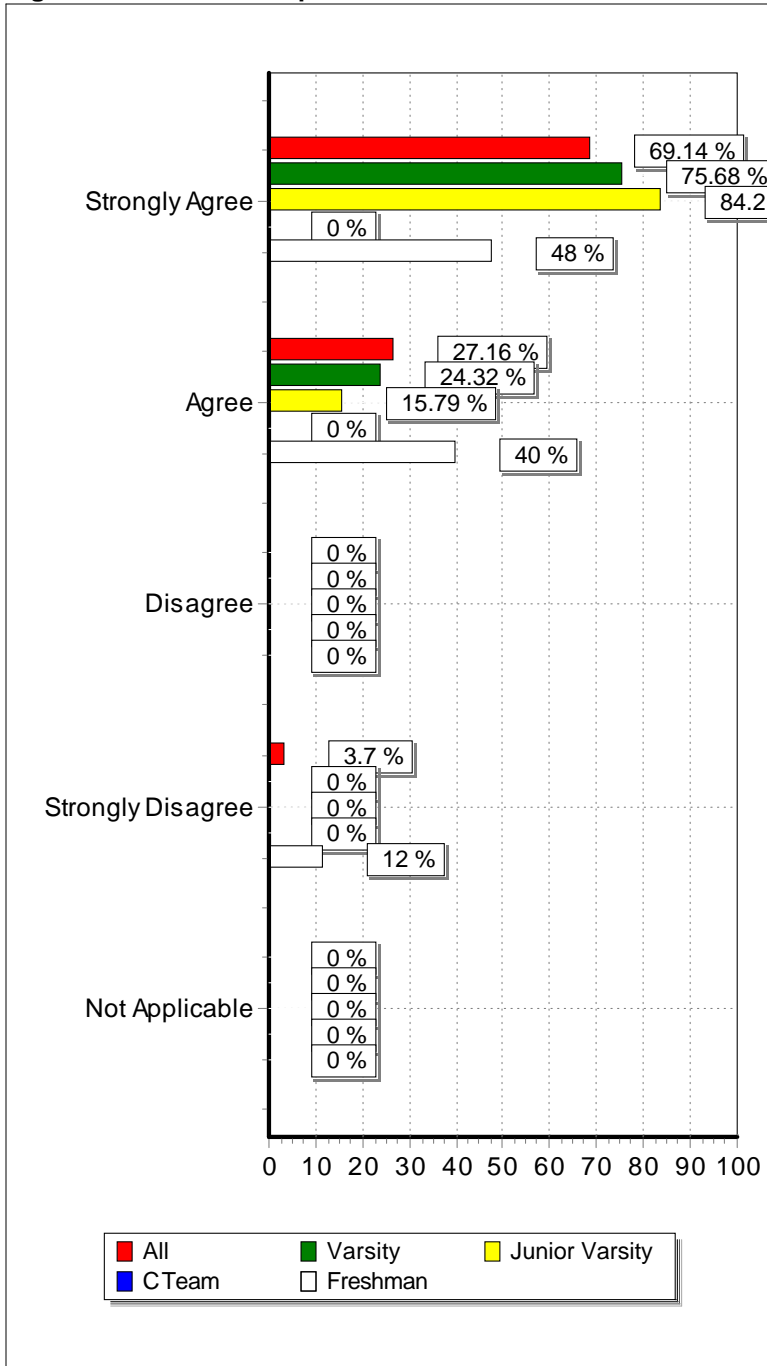
Response	Frequency	Percent
Strongly Agree	0	0.0%
Agree	0	0.0%
Disagree	0	0.0%
Strongly Disagree	0	0.0%
Not Applicable	0	0.0%
No Response	0	0.0%

Freshman

14. My team consistently demonstrated good sportsmanship.

Response (n = 25)	Frequency	Percent
Strongly Agree	13	52.0%
Agree	9	36.0%
Disagree	0	0.0%
Strongly Disagree	3	12.0%
Not Applicable	0	0.0%
No Response	0	0.0%

15. My coaches encourage me to achieve and maintain a high level of academic performance.



All

15. My coaches encourage me to achieve and maintain a high level of academic performance.

Response (n = 81)	Frequency	Percent
Strongly Agree	56	69.1%
Agree	22	27.2%
Disagree	0	0.0%
Strongly Disagree	3	3.7%
Not Applicable	0	0.0%
No Response	0	0.0%

Varsity

15. My coaches encourage me to achieve and maintain a high level of academic performance.

Response (n = 37)	Frequency	Percent
Strongly Agree	28	75.7%
Agree	9	24.3%
Disagree	0	0.0%
Strongly Disagree	0	0.0%
Not Applicable	0	0.0%
No Response	0	0.0%

Junior Varsity

15. My coaches encourage me to achieve and maintain a high level of academic performance.

Response (n = 19)	Frequency	Percent
Strongly Agree	16	84.2%
Agree	3	15.8%
Disagree	0	0.0%
Strongly Disagree	0	0.0%
Not Applicable	0	0.0%
No Response	0	0.0%

C Team

15. My coaches encourage me to achieve and maintain a high level of academic performance.

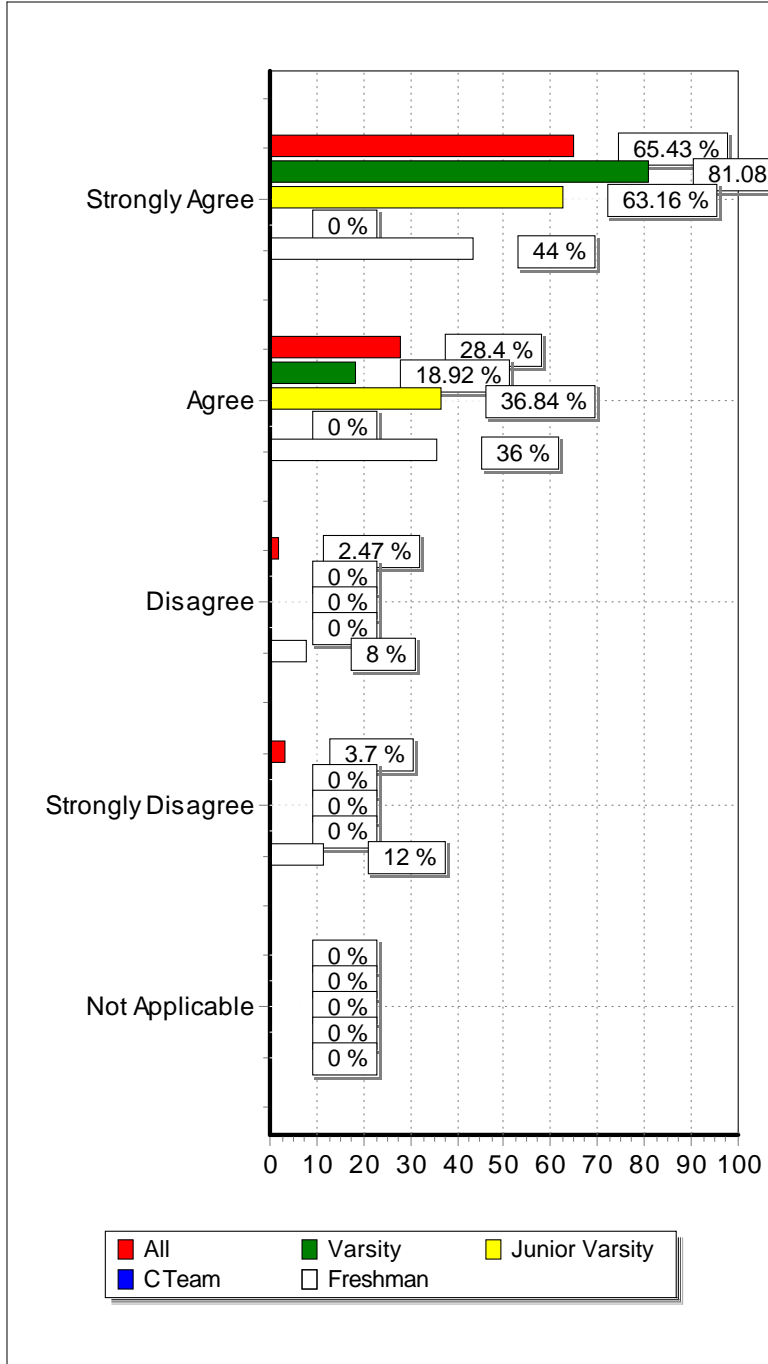
Response	Frequency	Percent
Strongly Agree	0	0.0%
Agree	0	0.0%
Disagree	0	0.0%
Strongly Disagree	0	0.0%
Not Applicable	0	0.0%
No Response	0	0.0%

Freshman

15. My coaches encourage me to achieve and maintain a high level of academic performance.

Response (n = 25)	Frequency	Percent
Strongly Agree	12	48.0%
Agree	10	40.0%
Disagree	0	0.0%
Strongly Disagree	3	12.0%
Not Applicable	0	0.0%
No Response	0	0.0%

16. My coaches monitored and required each player to comply with school rules.



All

16. My coaches monitored and required each player to comply with school rules.

Response (n = 81)	Frequency	Percent
Strongly Agree	53	65.4%
Agree	23	28.4%
Disagree	2	2.5%
Strongly Disagree	3	3.7%
Not Applicable	0	0.0%
No Response	0	0.0%

Varsity

16. My coaches monitored and required each player to comply with school rules.

Response (n = 37)	Frequency	Percent
Strongly Agree	30	81.1%
Agree	7	18.9%
Disagree	0	0.0%
Strongly Disagree	0	0.0%
Not Applicable	0	0.0%
No Response	0	0.0%

Junior Varsity

16. My coaches monitored and required each player to comply with school rules.

Response (n = 19)	Frequency	Percent
Strongly Agree	12	63.2%
Agree	7	36.8%
Disagree	0	0.0%
Strongly Disagree	0	0.0%
Not Applicable	0	0.0%
No Response	0	0.0%

C Team

16. My coaches monitored and required each player to comply with school rules.

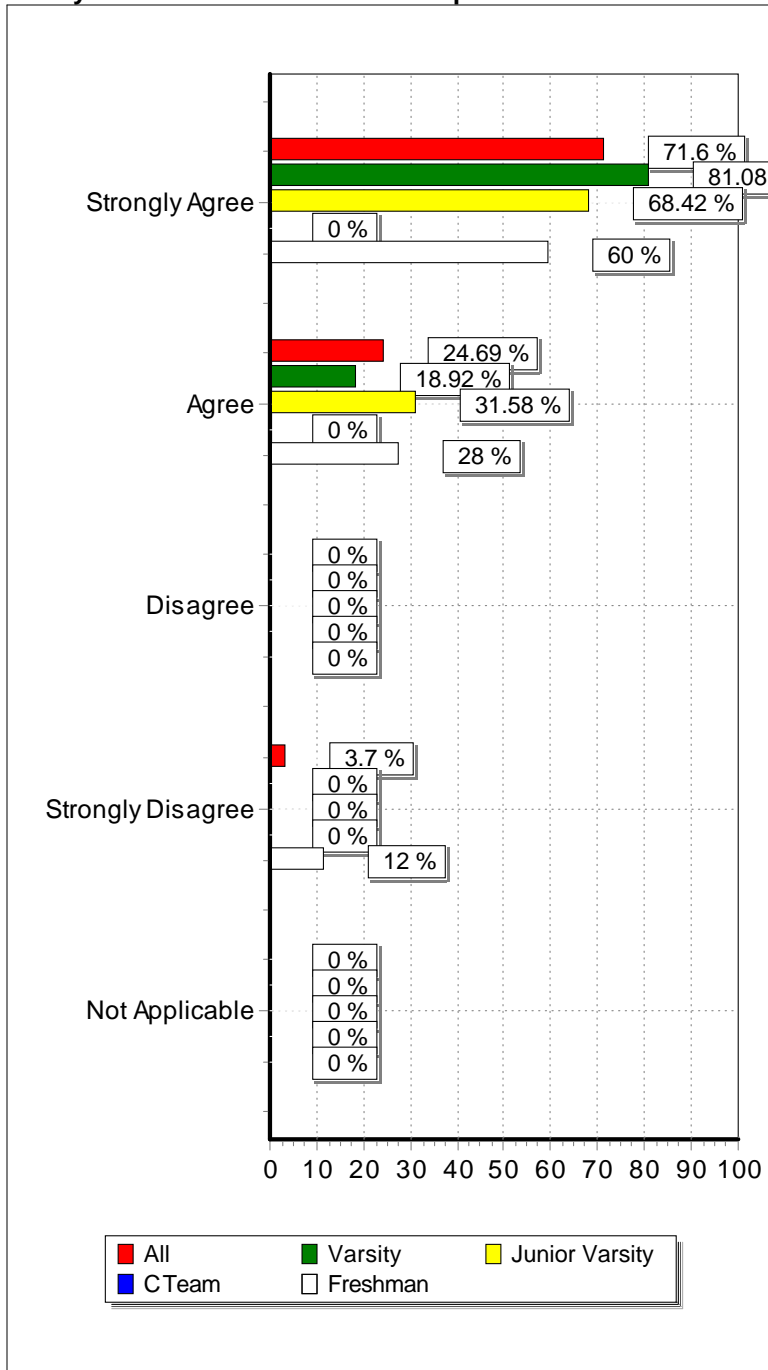
Response	Frequency	Percent
Strongly Agree	0	0.0%
Agree	0	0.0%
Disagree	0	0.0%
Strongly Disagree	0	0.0%
Not Applicable	0	0.0%
No Response	0	0.0%

Freshman

16. My coaches monitored and required each player to comply with school rules.

Response (n = 25)	Frequency	Percent
Strongly Agree	11	44.0%
Agree	9	36.0%
Disagree	2	8.0%
Strongly Disagree	3	12.0%
Not Applicable	0	0.0%
No Response	0	0.0%

17. My coaches treated me with respect.



All

17. My coaches treated me with respect

Response (n = 81)	Frequency	Percent
Strongly Agree	58	71.6%
Agree	20	24.7%
Disagree	0	0.0%
Strongly Disagree	3	3.7%
Not Applicable	0	0.0%
No Response	0	0.0%

Varsity

17. My coaches treated me with respect

Response (n = 37)	Frequency	Percent
Strongly Agree	30	81.1%
Agree	7	18.9%
Disagree	0	0.0%
Strongly Disagree	0	0.0%
Not Applicable	0	0.0%
No Response	0	0.0%

Junior Varsity

17. My coaches treated me with respect

Response (n = 19)	Frequency	Percent
Strongly Agree	13	68.4%
Agree	6	31.6%
Disagree	0	0.0%
Strongly Disagree	0	0.0%
Not Applicable	0	0.0%
No Response	0	0.0%

C Team

17. My coaches treated me with respect

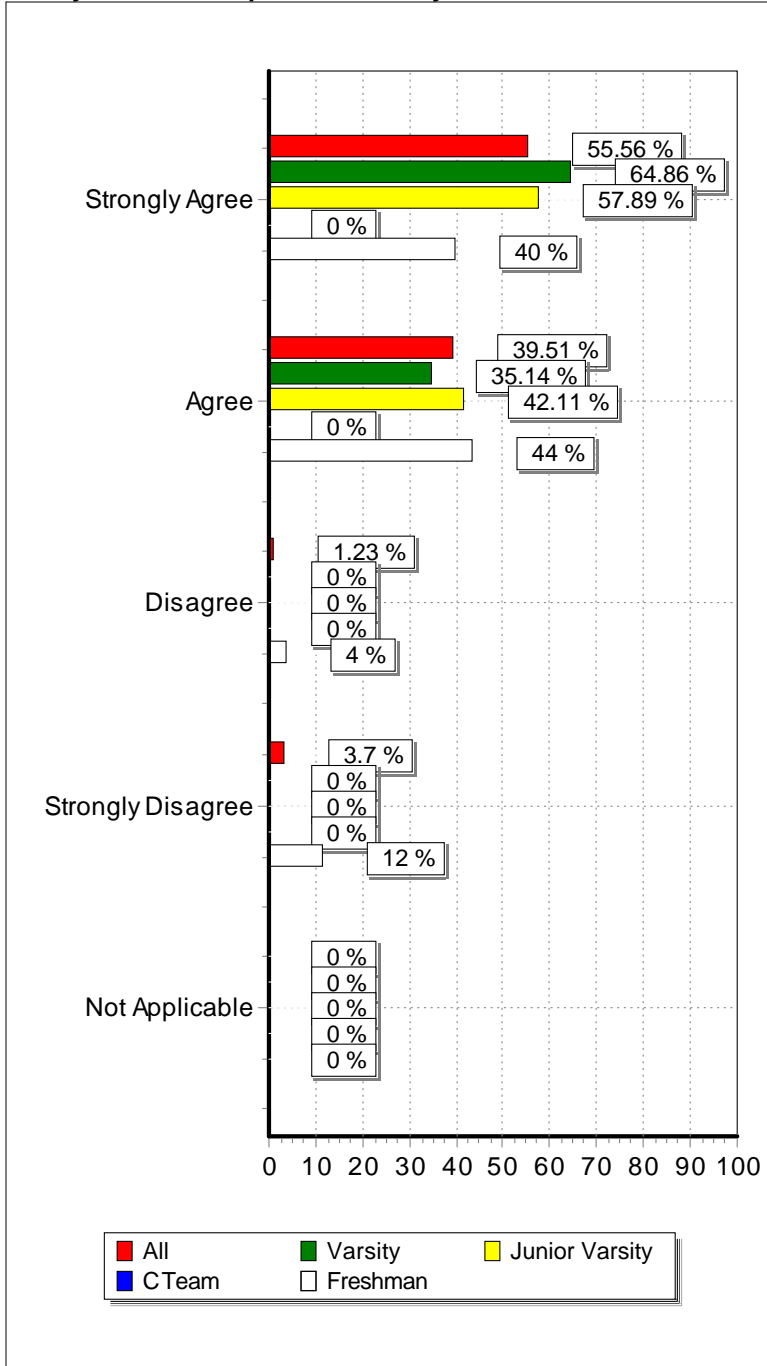
Response	Frequency	Percent
Strongly Agree	0	0.0%
Agree	0	0.0%
Disagree	0	0.0%
Strongly Disagree	0	0.0%
Not Applicable	0	0.0%
No Response	0	0.0%

Freshman

17. My coaches treated me with respect

Response (n = 25)	Frequency	Percent
Strongly Agree	15	60.0%
Agree	7	28.0%
Disagree	0	0.0%
Strongly Disagree	3	12.0%
Not Applicable	0	0.0%
No Response	0	0.0%

18. My coaches emphasized safety.



All

18. My coaches emphasized safety.

Response (n = 81)	Frequency	Percent
Strongly Agree	45	55.6%
Agree	32	39.5%
Disagree	1	1.2%
Strongly Disagree	3	3.7%
Not Applicable	0	0.0%
No Response	0	0.0%

Varsity

18. My coaches emphasized safety.

Response (n = 37)	Frequency	Percent
Strongly Agree	24	64.9%
Agree	13	35.1%
Disagree	0	0.0%
Strongly Disagree	0	0.0%
Not Applicable	0	0.0%
No Response	0	0.0%

Junior Varsity

18. My coaches emphasized safety.

Response (n = 19)	Frequency	Percent
Strongly Agree	11	57.9%
Agree	8	42.1%
Disagree	0	0.0%
Strongly Disagree	0	0.0%
Not Applicable	0	0.0%
No Response	0	0.0%

C Team

18. My coaches emphasized safety.

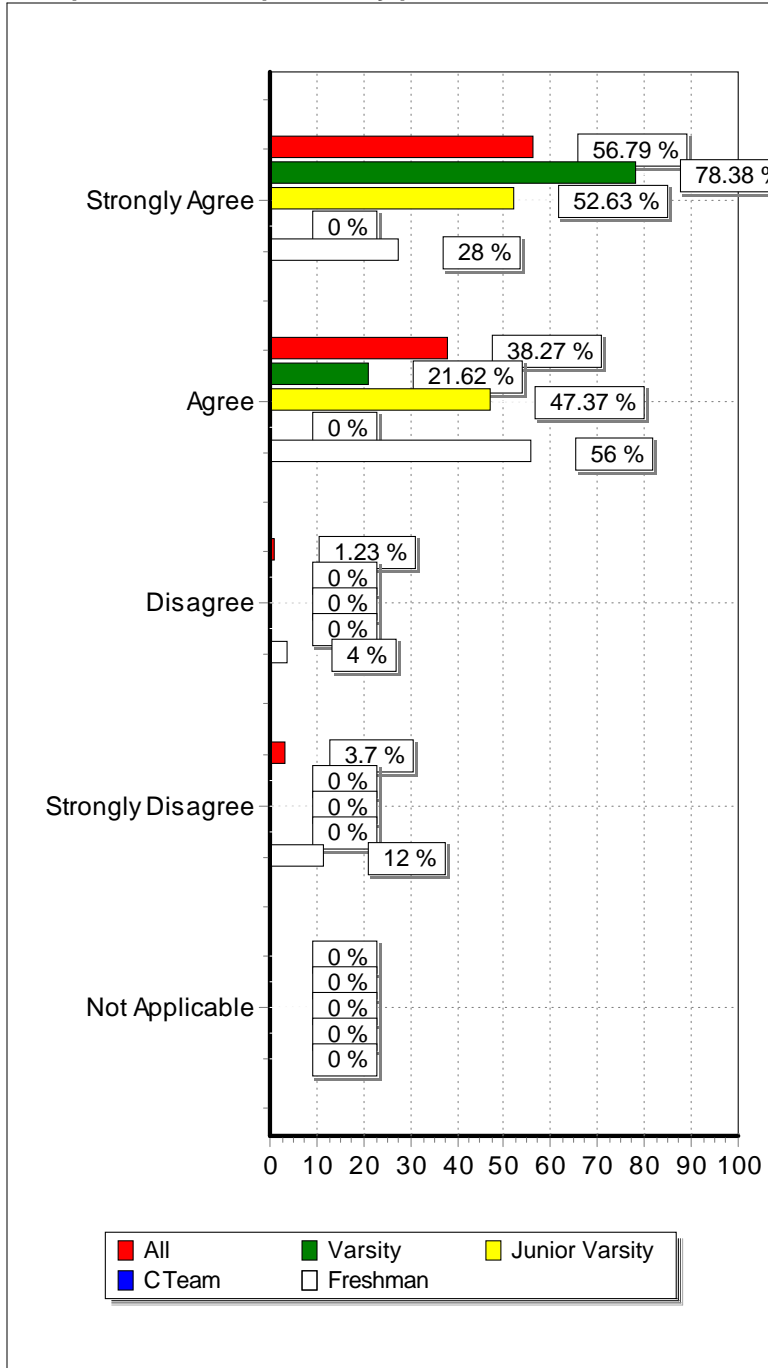
Response	Frequency	Percent
Strongly Agree	0	0.0%
Agree	0	0.0%
Disagree	0	0.0%
Strongly Disagree	0	0.0%
Not Applicable	0	0.0%
No Response	0	0.0%

Freshman

18. My coaches emphasized safety.

Response (n = 25)	Frequency	Percent
Strongly Agree	10	40.0%
Agree	11	44.0%
Disagree	1	4.0%
Strongly Disagree	3	12.0%
Not Applicable	0	0.0%
No Response	0	0.0%

19. My coaches are good at teaching me the skills necessary to improve and compete at my position.



All

19. My coaches are good at teaching me the skills necessary to improve and compete at my position.

Response (n = 81)	Frequency	Percent
Strongly Agree	46	56.8%
Agree	31	38.3%
Disagree	1	1.2%
Strongly Disagree	3	3.7%
Not Applicable	0	0.0%
No Response	0	0.0%

Varsity

19. My coaches are good at teaching me the skills necessary to improve and compete at my position.

Response (n = 37)	Frequency	Percent
Strongly Agree	29	78.4%
Agree	8	21.6%
Disagree	0	0.0%
Strongly Disagree	0	0.0%
Not Applicable	0	0.0%
No Response	0	0.0%

Junior Varsity

19. My coaches are good at teaching me the skills necessary to improve and compete at my position.

Response (n = 19)	Frequency	Percent
Strongly Agree	10	52.6%
Agree	9	47.4%
Disagree	0	0.0%
Strongly Disagree	0	0.0%
Not Applicable	0	0.0%
No Response	0	0.0%

C Team

19. My coaches are good at teaching me the skills necessary to improve and compete at my position.

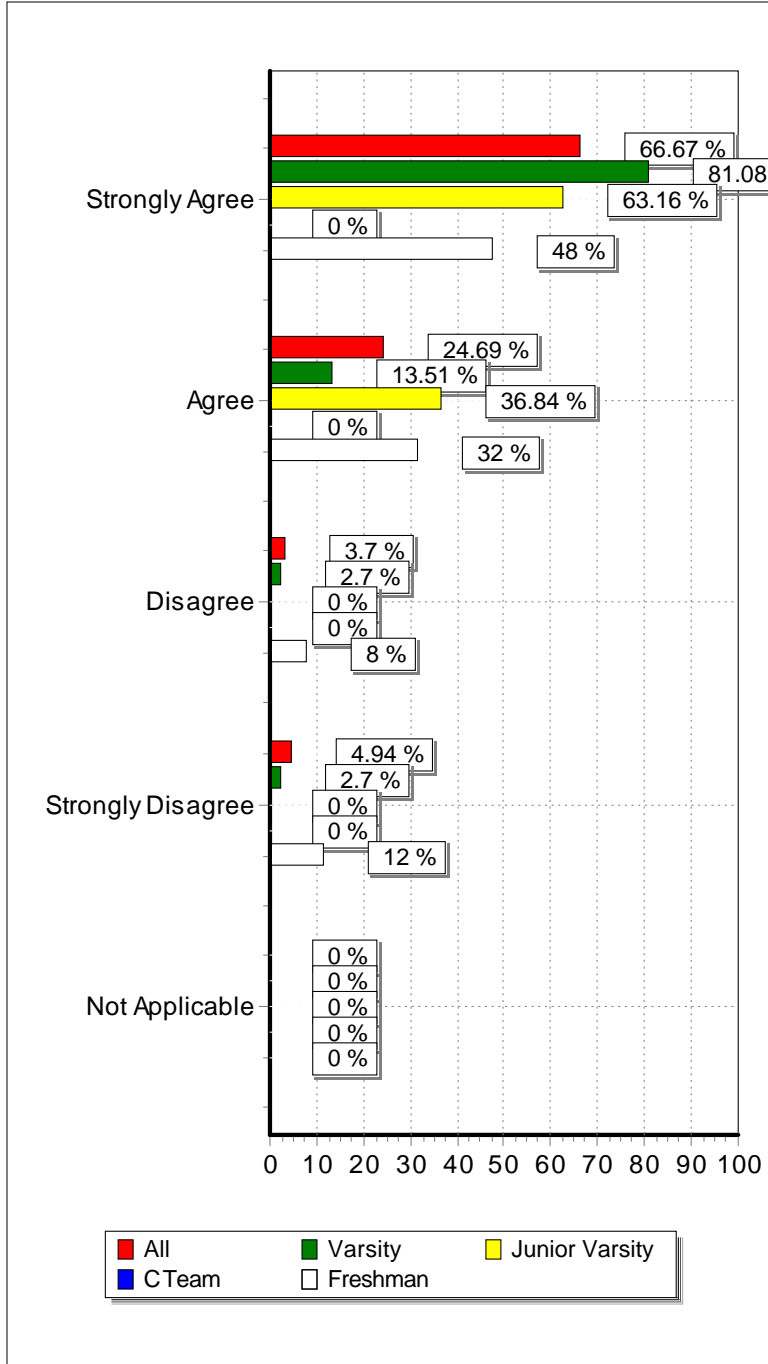
Response	Frequency	Percent
Strongly Agree	0	0.0%
Agree	0	0.0%
Disagree	0	0.0%
Strongly Disagree	0	0.0%
Not Applicable	0	0.0%
No Response	0	0.0%

Freshman

19. My coaches are good at teaching me the skills necessary to improve and compete at my position.

Response (n = 25)	Frequency	Percent
Strongly Agree	7	28.0%
Agree	14	56.0%
Disagree	1	4.0%
Strongly Disagree	3	12.0%
Not Applicable	0	0.0%
No Response	0	0.0%

20. Our team was required to be respectful toward officials (referees, umpires).



All

20. Our team was required to be respectful toward officials (referees, umpires).

Response (n = 81)	Frequency	Percent
Strongly Agree	54	66.7%
Agree	20	24.7%
Disagree	3	3.7%
Strongly Disagree	4	4.9%
Not Applicable	0	0.0%
No Response	0	0.0%

Varsity

20. Our team was required to be respectful toward officials (referees, umpires).

Response (n = 37)	Frequency	Percent
Strongly Agree	30	81.1%
Agree	5	13.5%
Disagree	1	2.7%
Strongly Disagree	1	2.7%
Not Applicable	0	0.0%
No Response	0	0.0%

Junior Varsity

20. Our team was required to be respectful toward officials (referees, umpires).

Response (n = 19)	Frequency	Percent
Strongly Agree	12	63.2%
Agree	7	36.8%
Disagree	0	0.0%
Strongly Disagree	0	0.0%
Not Applicable	0	0.0%
No Response	0	0.0%

C Team

20. Our team was required to be respectful toward officials (referees, umpires).

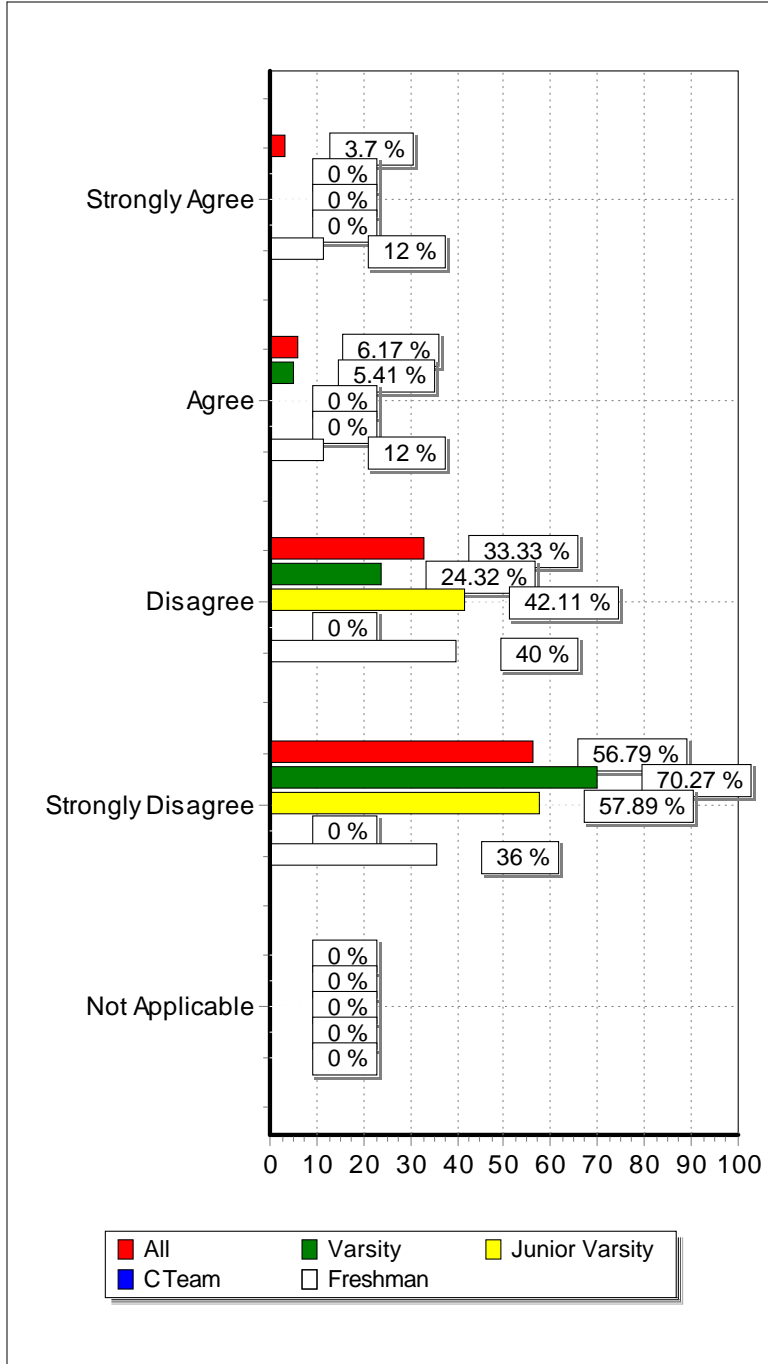
Response	Frequency	Percent
Strongly Agree	0	0.0%
Agree	0	0.0%
Disagree	0	0.0%
Strongly Disagree	0	0.0%
Not Applicable	0	0.0%
No Response	0	0.0%

Freshman

20. Our team was required to be respectful toward officials (referees, umpires).

Response (n = 25)	Frequency	Percent
Strongly Agree	12	48.0%
Agree	8	32.0%
Disagree	2	8.0%
Strongly Disagree	3	12.0%
Not Applicable	0	0.0%
No Response	0	0.0%

21. I witnessed, or knew about, an incident that involved hazing or bullying on my team during the season.



All

21. I witnessed, or knew about, an incident that involved hazing or bullying on my team during the season.

Response (n = 81)	Frequency	Percent
Strongly Agree	3	3.7%
Agree	5	6.2%
Disagree	27	33.3%
Strongly Disagree	46	56.8%
Not Applicable	0	0.0%
No Response	0	0.0%

Varsity

21. I witnessed, or knew about, an incident that involved hazing or bullying on my team during the season.

Response (n = 37)	Frequency	Percent
Strongly Agree	0	0.0%
Agree	2	5.4%
Disagree	9	24.3%
Strongly Disagree	26	70.3%
Not Applicable	0	0.0%
No Response	0	0.0%

Junior Varsity

21. I witnessed, or knew about, an incident that involved hazing or bullying on my team during the season.

Response (n = 19)	Frequency	Percent
Strongly Agree	0	0.0%
Agree	0	0.0%
Disagree	8	42.1%
Strongly Disagree	11	57.9%
Not Applicable	0	0.0%
No Response	0	0.0%

C Team

21. I witnessed, or knew about, an incident that involved hazing or bullying on my team during the season.

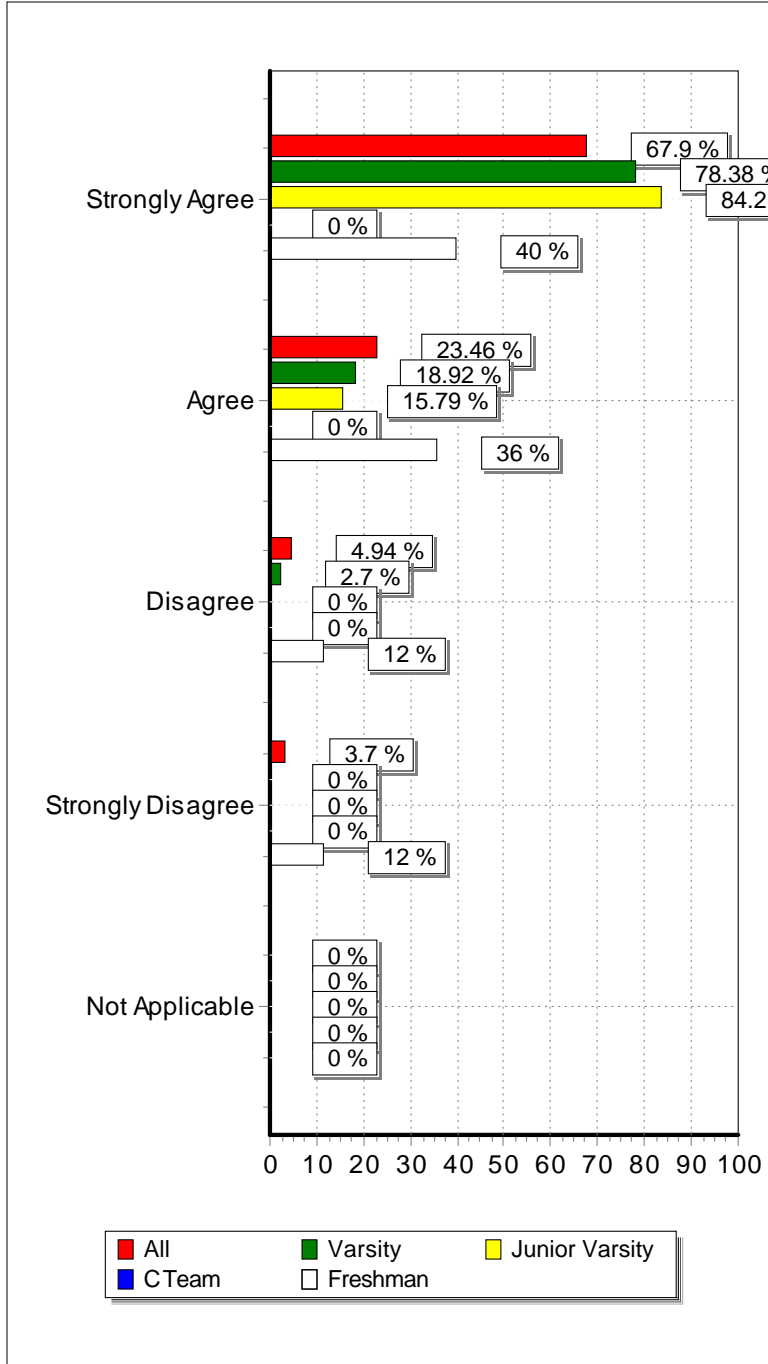
Response	Frequency	Percent
Strongly Agree	0	0.0%
Agree	0	0.0%
Disagree	0	0.0%
Strongly Disagree	0	0.0%
Not Applicable	0	0.0%
No Response	0	0.0%

Freshman

21. I witnessed, or knew about, an incident that involved hazing or bullying on my team during the season.

Response (n = 25)	Frequency	Percent
Strongly Agree	3	12.0%
Agree	3	12.0%
Disagree	10	40.0%
Strongly Disagree	9	36.0%
Not Applicable	0	0.0%
No Response	0	0.0%

22. I consider my coaches to be positive influences on our team.



All

22. I consider my coaches to be positive influences on our team.

Response (n = 81)	Frequency	Percent
Strongly Agree	55	67.9%
Agree	19	23.5%
Disagree	4	4.9%
Strongly Disagree	3	3.7%
Not Applicable	0	0.0%
No Response	0	0.0%

Varsity

22. I consider my coaches to be positive influences on our team.

Response (n = 37)	Frequency	Percent
Strongly Agree	29	78.4%
Agree	7	18.9%
Disagree	1	2.7%
Strongly Disagree	0	0.0%
Not Applicable	0	0.0%
No Response	0	0.0%

Junior Varsity

22. I consider my coaches to be positive influences on our team.

Response (n = 19)	Frequency	Percent
Strongly Agree	16	84.2%
Agree	3	15.8%
Disagree	0	0.0%
Strongly Disagree	0	0.0%
Not Applicable	0	0.0%
No Response	0	0.0%

C Team

22. I consider my coaches to be positive influences on our team.

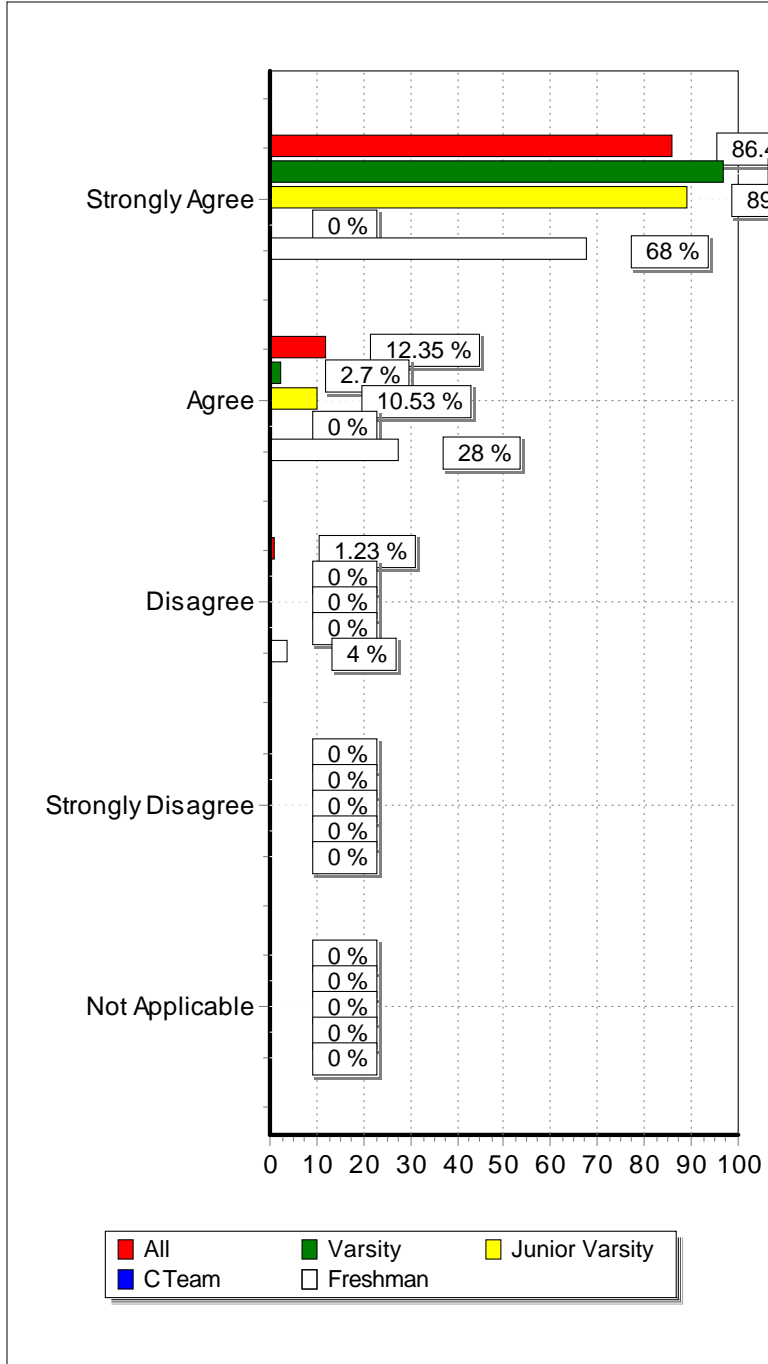
Response	Frequency	Percent
Strongly Agree	0	0.0%
Agree	0	0.0%
Disagree	0	0.0%
Strongly Disagree	0	0.0%
Not Applicable	0	0.0%
No Response	0	0.0%

Freshman

22. I consider my coaches to be positive influences on our team.

Response (n = 25)	Frequency	Percent
Strongly Agree	10	40.0%
Agree	9	36.0%
Disagree	3	12.0%
Strongly Disagree	3	12.0%
Not Applicable	0	0.0%
No Response	0	0.0%

23. If I could start the season over, I would still play on this team.



All

23. If I could start the season over, I would still play on this team.

Response (n = 81)	Frequency	Percent
Strongly Agree	70	86.4%
Agree	10	12.3%
Disagree	1	1.2%
Strongly Disagree	0	0.0%
Not Applicable	0	0.0%
No Response	0	0.0%

Varsity

23. If I could start the season over, I would still play on this team.

Response (n = 37)	Frequency	Percent
Strongly Agree	36	97.3%
Agree	1	2.7%
Disagree	0	0.0%
Strongly Disagree	0	0.0%
Not Applicable	0	0.0%
No Response	0	0.0%

Junior Varsity

23. If I could start the season over, I would still play on this team.

Response (n = 19)	Frequency	Percent
Strongly Agree	17	89.5%
Agree	2	10.5%
Disagree	0	0.0%
Strongly Disagree	0	0.0%
Not Applicable	0	0.0%
No Response	0	0.0%

C Team

23. If I could start the season over, I would still play on this team.

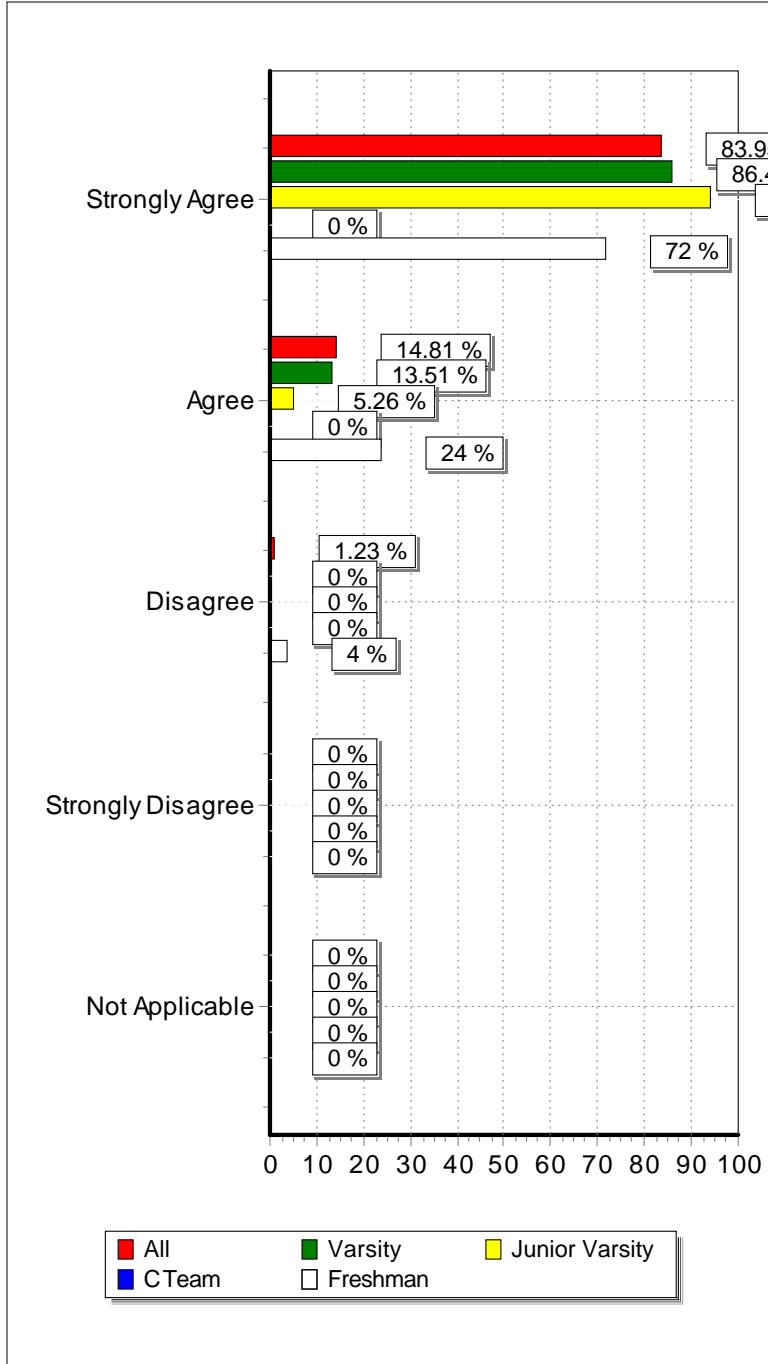
Response	Frequency	Percent
Strongly Agree	0	0.0%
Agree	0	0.0%
Disagree	0	0.0%
Strongly Disagree	0	0.0%
Not Applicable	0	0.0%
No Response	0	0.0%

Freshman

23. If I could start the season over, I would still play on this team.

Response (n = 25)	Frequency	Percent
Strongly Agree	17	68.0%
Agree	7	28.0%
Disagree	1	4.0%
Strongly Disagree	0	0.0%
Not Applicable	0	0.0%
No Response	0	0.0%

24. Overall, I would consider my participation in the athletic program to be a positive experience that has enriched me.



All

24. Overall, I would consider my participation in the athletic program to be a positive experience that has enriched me.

Response (n = 81)	Frequency	Percent
Strongly Agree	68	84.0%
Agree	12	14.8%
Disagree	1	1.2%
Strongly Disagree	0	0.0%
Not Applicable	0	0.0%
No Response	0	0.0%

Varsity

24. Overall, I would consider my participation in the athletic program to be a positive experience that has enriched me.

Response (n = 37)	Frequency	Percent
Strongly Agree	32	86.5%
Agree	5	13.5%
Disagree	0	0.0%
Strongly Disagree	0	0.0%
Not Applicable	0	0.0%
No Response	0	0.0%

Junior Varsity

24. Overall, I would consider my participation in the athletic program to be a positive experience that has enriched me.

Response (n = 19)	Frequency	Percent
Strongly Agree	18	94.7%
Agree	1	5.3%
Disagree	0	0.0%
Strongly Disagree	0	0.0%
Not Applicable	0	0.0%
No Response	0	0.0%

C Team

24. Overall, I would consider my participation in the athletic program to be a positive experience that has enriched me.

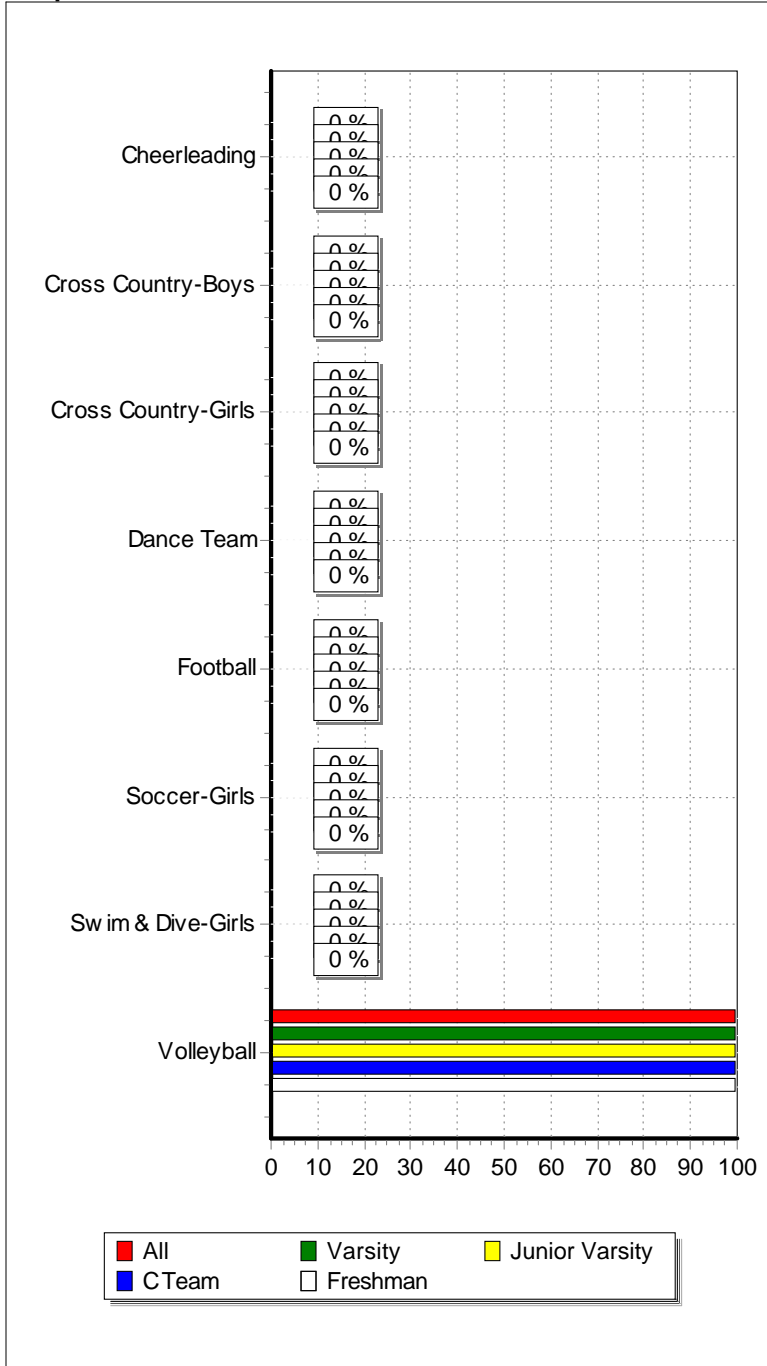
Response (n = 25)	Frequency	Percent
Strongly Agree	0	0.0%
Agree	0	0.0%
Disagree	0	0.0%
Strongly Disagree	0	0.0%
Not Applicable	0	0.0%
No Response	0	0.0%

Freshman

24. Overall, I would consider my participation in the athletic program to be a positive experience that has enriched me.

Response (n = 25)	Frequency	Percent
Strongly Agree	18	72.0%
Agree	6	24.0%
Disagree	1	4.0%
Strongly Disagree	0	0.0%
Not Applicable	0	0.0%
No Response	0	0.0%

1. Sport:



All

1. Sport:		
Response (n = 46)	Frequency	Percent
Cheerleading	0	0.0%
Cross Country-Boys	0	0.0%
Cross Country-Girls	0	0.0%
Dance Team	0	0.0%
Football	0	0.0%
Soccer-Girls	0	0.0%
Swim & Dive-Girls	0	0.0%
Volleyball	46	100.0%
No Response	0	0.0%

Varsity

1. Sport:		
Response (n = 9)	Frequency	Percent
Cheerleading	0	0.0%
Cross Country-Boys	0	0.0%
Cross Country-Girls	0	0.0%
Dance Team	0	0.0%
Football	0	0.0%
Soccer-Girls	0	0.0%
Swim & Dive-Girls	0	0.0%
Volleyball	9	100.0%
No Response	0	0.0%

Junior Varsity

1. Sport:		
Response (n = 12)	Frequency	Percent
Cheerleading	0	0.0%
Cross Country-Boys	0	0.0%
Cross Country-Girls	0	0.0%
Dance Team	0	0.0%
Football	0	0.0%
Soccer-Girls	0	0.0%
Swim & Dive-Girls	0	0.0%
Volleyball	12	100.0%
No Response	0	0.0%

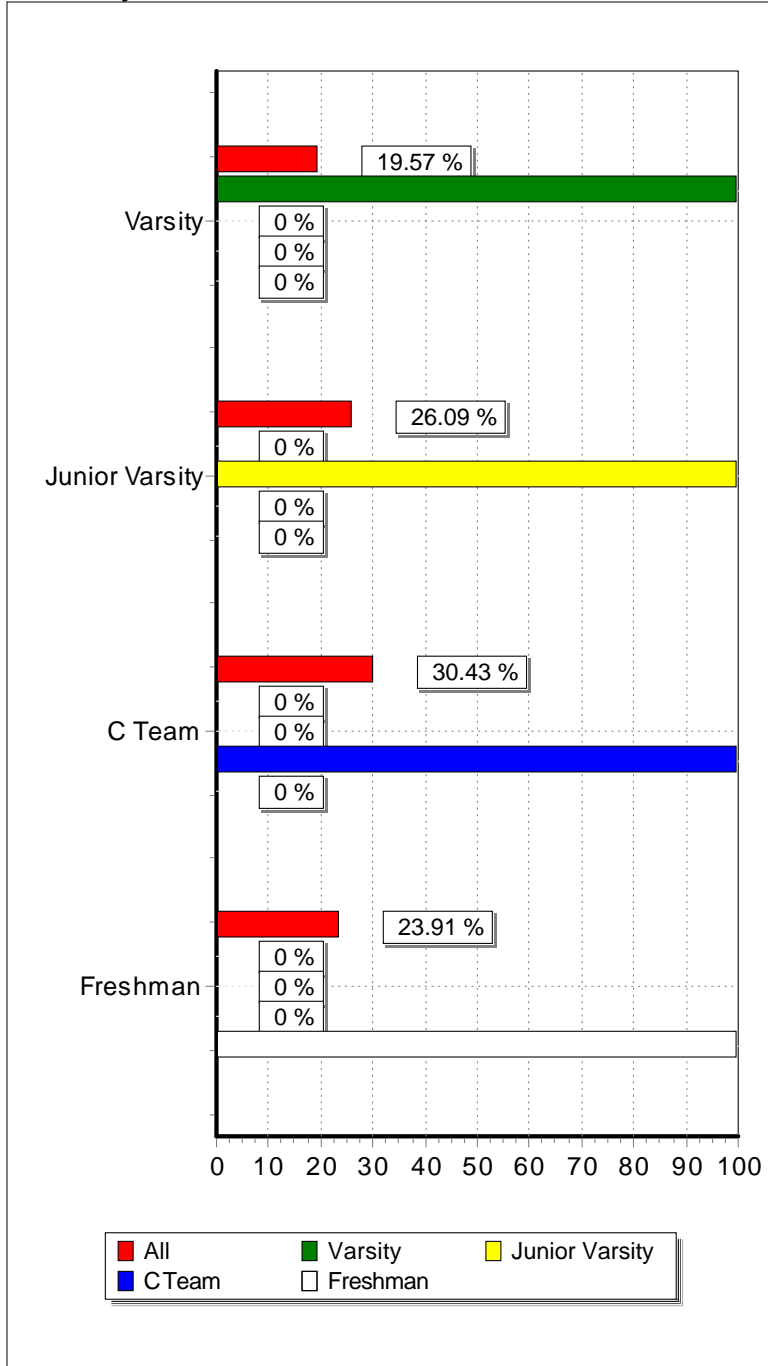
C Team

1. Sport:		
Response (n = 14)	Frequency	Percent
Cheerleading	0	0.0%
Cross Country-Boys	0	0.0%
Cross Country-Girls	0	0.0%
Dance Team	0	0.0%
Football	0	0.0%
Soccer-Girls	0	0.0%
Swim & Dive-Girls	0	0.0%
Volleyball	14	100.0%
No Response	0	0.0%

Freshman

1. Sport:		
Response (n = 11)	Frequency	Percent
Cheerleading	0	0.0%
Cross Country-Boys	0	0.0%
Cross Country-Girls	0	0.0%
Dance Team	0	0.0%
Football	0	0.0%
Soccer-Girls	0	0.0%
Swim & Dive-Girls	0	0.0%
Volleyball	11	100.0%
No Response	0	0.0%

2. Primary Team:



All

2. Primary Team:

Response (n = 46)	Frequency	Percent
Varsity	9	19.6%
Junior Varsity	12	26.1%
C Team	14	30.4%
Freshman	11	23.9%
No Response	0	0.0%

100 %

Varsity

2. Primary Team:

Response (n = 9)	Frequency	Percent
Varsity	9	100.0%
Junior Varsity	0	0.0%
C Team	0	0.0%
Freshman	0	0.0%
No Response	0	0.0%

100 %

Junior Varsity

2. Primary Team:

Response (n = 12)	Frequency	Percent
Varsity	0	0.0%
Junior Varsity	12	100.0%
C Team	0	0.0%
Freshman	0	0.0%
No Response	0	0.0%

100 %

C Team

2. Primary Team:

Response (n = 14)	Frequency	Percent
Varsity	0	0.0%
Junior Varsity	0	0.0%
C Team	14	100.0%
Freshman	0	0.0%
No Response	0	0.0%

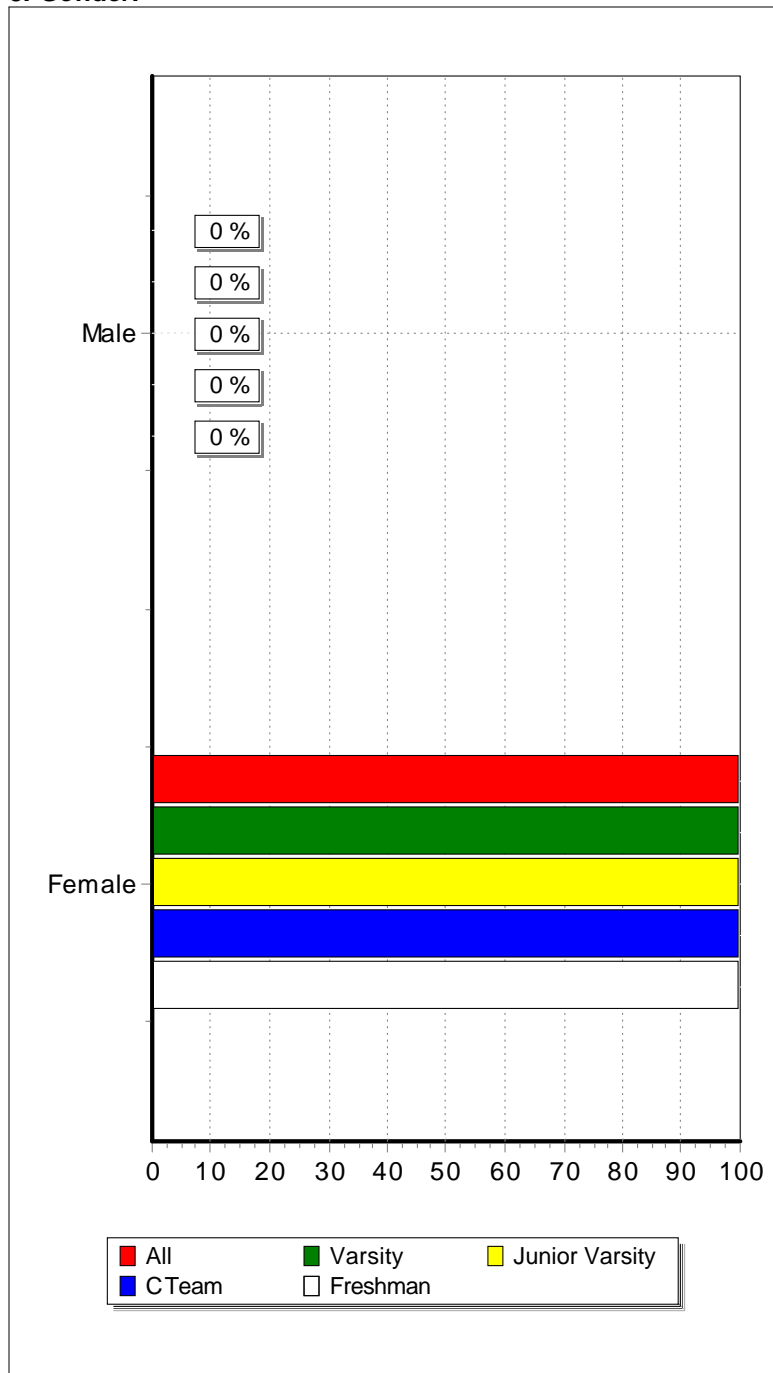
100 %

Freshman

2. Primary Team:

Response (n = 11)	Frequency	Percent
Varsity	0	0.0%
Junior Varsity	0	0.0%
C Team	0	0.0%
Freshman	11	100.0%
No Response	0	0.0%

3. Gender:



All

3. Gender:

Response (n = 46)	Frequency	Percent
Male	0	0.0%
Female	46	100.0%
No Response	0	0.0%

Varsity

3. Gender:

Response (n = 9)	Frequency	Percent
Male	0	0.0%
Female	9	100.0%
No Response	0	0.0%

Junior Varsity

3. Gender:

Response (n = 12)	Frequency	Percent
Male	0	0.0%
Female	12	100.0%
No Response	0	0.0%

C Team

3. Gender:

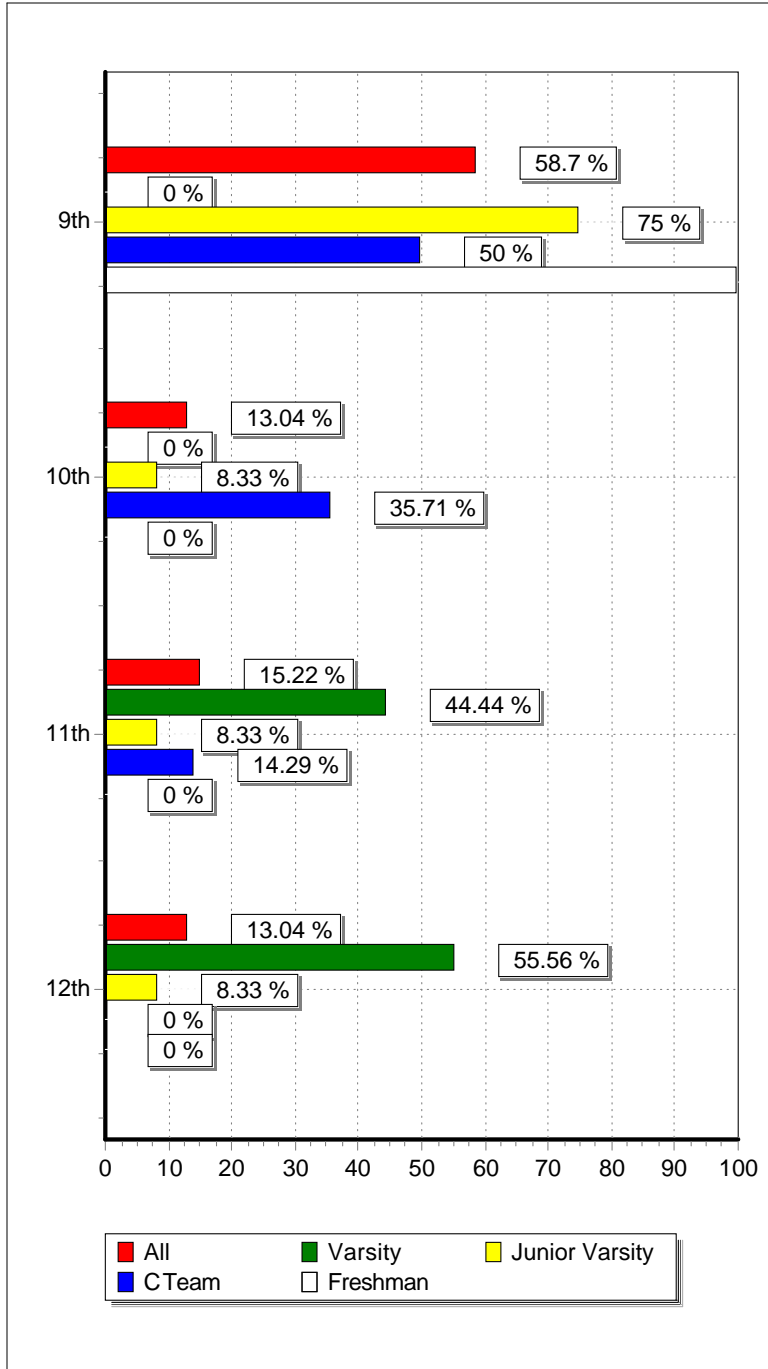
Response (n = 14)	Frequency	Percent
Male	0	0.0%
Female	14	100.0%
No Response	0	0.0%

Freshman

3. Gender:

Response (n = 11)	Frequency	Percent
Male	0	0.0%
Female	11	100.0%
No Response	0	0.0%

4. Grade:



All

4. Grade:

Response (n = 46)	Frequency	Percent
9th	27	58.7%
10th	6	13.0%
11th	7	15.2%
12th	6	13.0%

Varsity

4. Grade:

Response (n = 9)	Frequency	Percent
9th	0	0.0%
10th	0	0.0%
11th	4	44.4%
12th	5	55.6%

Junior Varsity

4. Grade:

Response (n = 12)	Frequency	Percent
9th	9	75.0%
10th	1	8.3%
11th	1	8.3%
12th	1	8.3%

C Team

4. Grade:

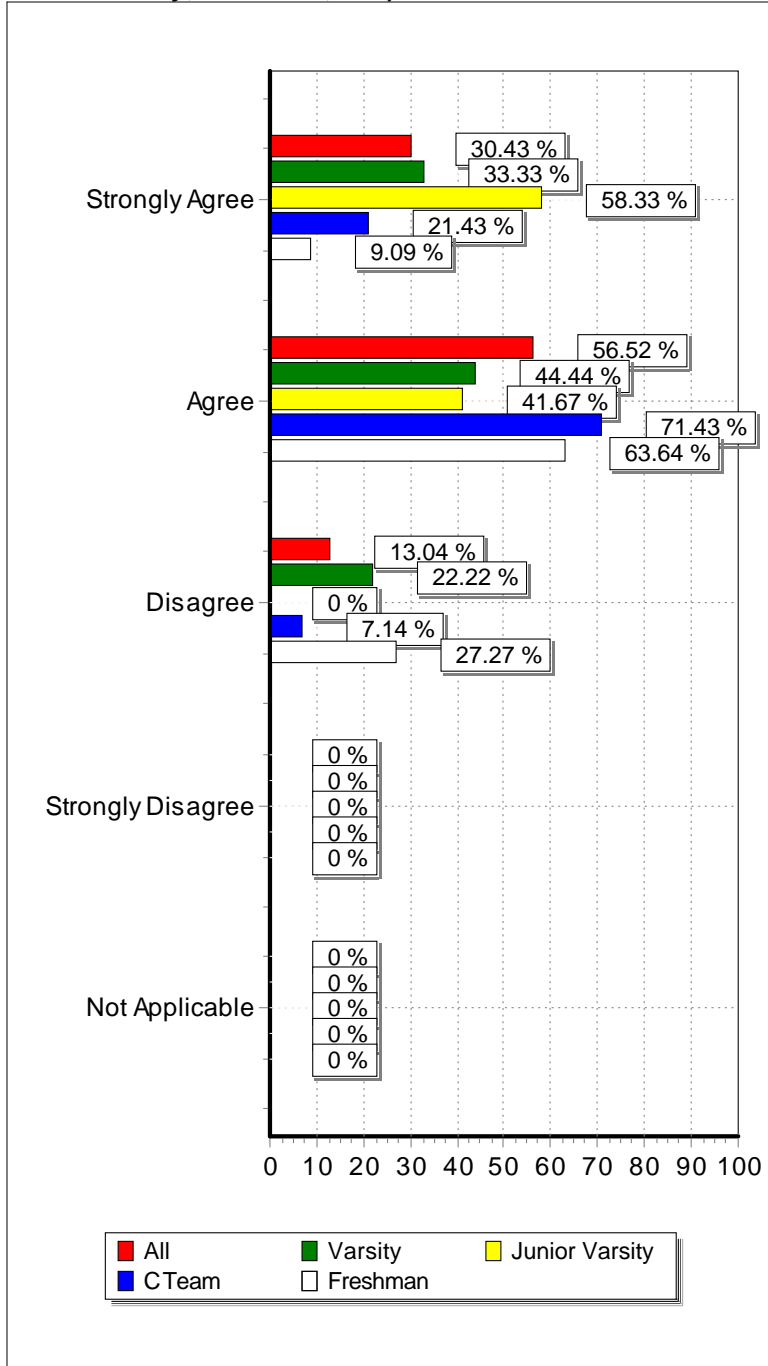
Response (n = 14)	Frequency	Percent
9th	7	50.0%
10th	5	35.7%
11th	2	14.3%
12th	0	0.0%

Freshman

4. Grade:

Response (n = 11)	Frequency	Percent
9th	11	100.0%
10th	0	0.0%
11th	0	0.0%
12th	0	0.0%

5. While involved in this sport, I feel I have learned life skills that I will be able to use in the future (responsibility, accountability, teamwork, etc.).



All

5. While involved in this sport, I feel I have learned life skills that I will be able to use in the future (responsibility, accountability, teamwork, etc.).

Response (n = 46)	Frequency	Percent
Strongly Agree	14	30.4%
Agree	26	56.5%
Disagree	6	13.0%
Strongly Disagree	0	0.0%
Not Applicable	0	0.0%
No Response	0	0.0%

Varsity

5. While involved in this sport, I feel I have learned life skills that I will be able to use in the future (responsibility, accountability, teamwork, etc.).

Response (n = 9)	Frequency	Percent
Strongly Agree	3	33.3%
Agree	4	44.4%
Disagree	2	22.2%
Strongly Disagree	0	0.0%
Not Applicable	0	0.0%
No Response	0	0.0%

Junior Varsity

5. While involved in this sport, I feel I have learned life skills that I will be able to use in the future (responsibility, accountability, teamwork, etc.).

Response (n = 12)	Frequency	Percent
Strongly Agree	7	58.3%
Agree	5	41.7%
Disagree	0	0.0%
Strongly Disagree	0	0.0%
Not Applicable	0	0.0%
No Response	0	0.0%

C Team

5. While involved in this sport, I feel I have learned life skills that I will be able to use in the future (responsibility, accountability, teamwork, etc.).

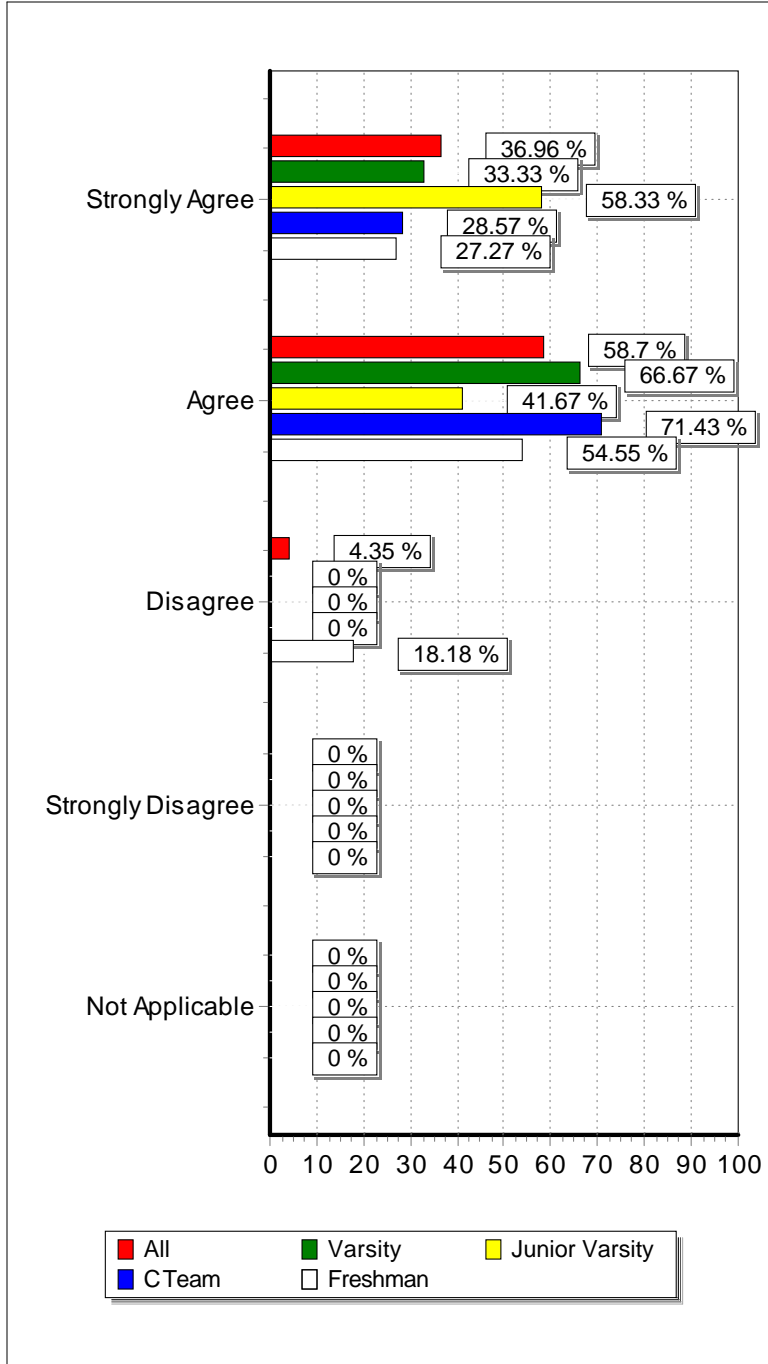
Response (n = 14)	Frequency	Percent
Strongly Agree	3	21.4%
Agree	10	71.4%
Disagree	1	7.1%
Strongly Disagree	0	0.0%
Not Applicable	0	0.0%
No Response	0	0.0%

Freshman

5. While involved in this sport, I feel I have learned life skills that I will be able to use in the future (responsibility, accountability, teamwork, etc.).

Response (n = 11)	Frequency	Percent
Strongly Agree	1	9.1%
Agree	7	63.6%
Disagree	3	27.3%
Strongly Disagree	0	0.0%
Not Applicable	0	0.0%
No Response	0	0.0%

6. My participation in this sport enhanced my social-interpersonal skills (ability to get along with others).



All

6. My participation in this sport enhanced my social-interpersonal skills (ability to get along with others).

Response (n = 46)	Frequency	Percent
Strongly Agree	17	37.0%
Agree	27	58.7%
Disagree	2	4.3%
Strongly Disagree	0	0.0%
Not Applicable	0	0.0%
No Response	0	0.0%

Varsity

6. My participation in this sport enhanced my social-interpersonal skills (ability to get along with others).

Response (n = 9)	Frequency	Percent
Strongly Agree	3	33.3%
Agree	6	66.7%
Disagree	0	0.0%
Strongly Disagree	0	0.0%
Not Applicable	0	0.0%
No Response	0	0.0%

Junior Varsity

6. My participation in this sport enhanced my social-interpersonal skills (ability to get along with others).

Response (n = 12)	Frequency	Percent
Strongly Agree	7	58.3%
Agree	5	41.7%
Disagree	0	0.0%
Strongly Disagree	0	0.0%
Not Applicable	0	0.0%
No Response	0	0.0%

C Team

6. My participation in this sport enhanced my social-interpersonal skills (ability to get along with others).

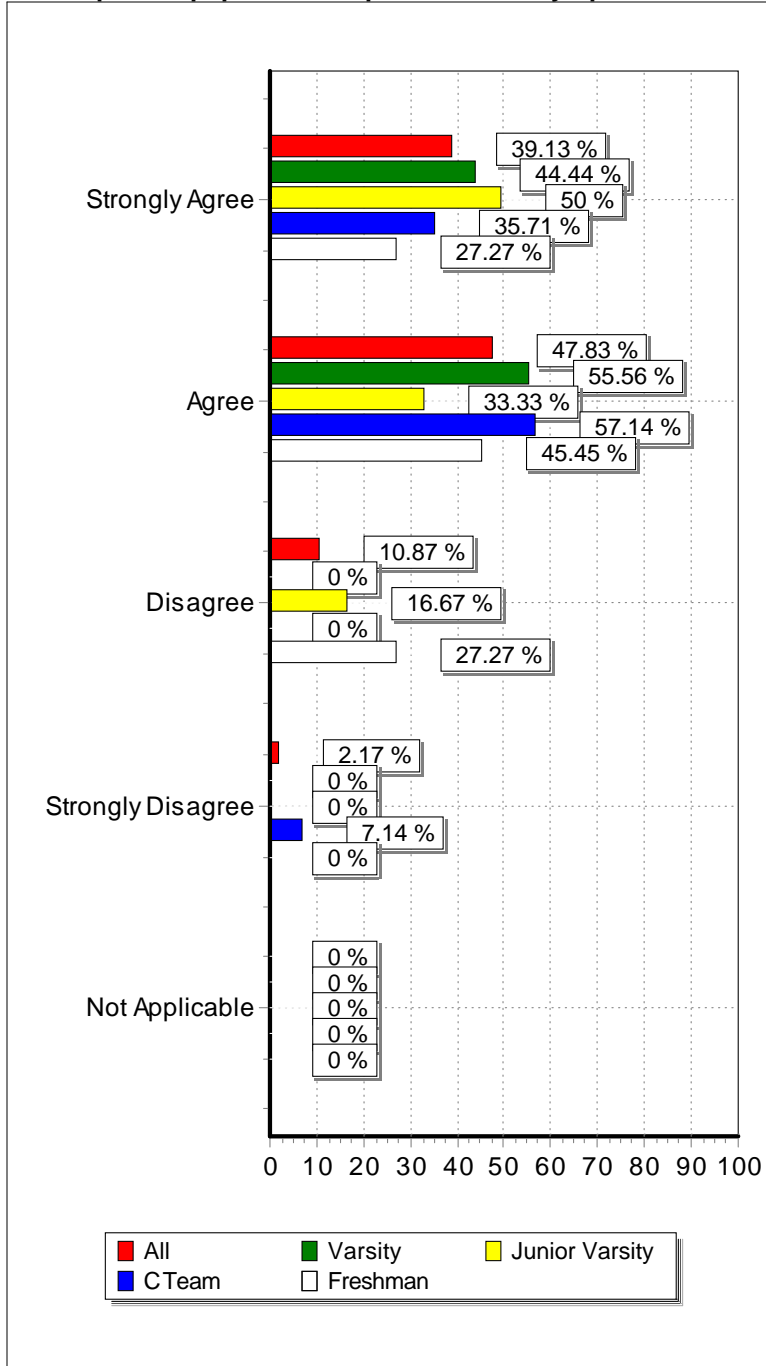
Response (n = 14)	Frequency	Percent
Strongly Agree	4	28.6%
Agree	10	71.4%
Disagree	0	0.0%
Strongly Disagree	0	0.0%
Not Applicable	0	0.0%
No Response	0	0.0%

Freshman

6. My participation in this sport enhanced my social-interpersonal skills (ability to get along with others).

Response (n = 11)	Frequency	Percent
Strongly Agree	3	27.3%
Agree	6	54.5%
Disagree	2	18.2%
Strongly Disagree	0	0.0%
Not Applicable	0	0.0%
No Response	0	0.0%

7. Adequate equipment was provided for my sport.



All

7. Adequate equipment was provided for my sport.

Response (n = 46)	Frequency	Percent
Strongly Agree	18	39.1%
Agree	22	47.8%
Disagree	5	10.9%
Strongly Disagree	1	2.2%
Not Applicable	0	0.0%
No Response	0	0.0%

Varsity

7. Adequate equipment was provided for my sport.

Response (n = 9)	Frequency	Percent
Strongly Agree	4	44.4%
Agree	5	55.6%
Disagree	0	0.0%
Strongly Disagree	0	0.0%
Not Applicable	0	0.0%
No Response	0	0.0%

Junior Varsity

7. Adequate equipment was provided for my sport.

Response (n = 12)	Frequency	Percent
Strongly Agree	6	50.0%
Agree	4	33.3%
Disagree	2	16.7%
Strongly Disagree	0	0.0%
Not Applicable	0	0.0%
No Response	0	0.0%

C Team

7. Adequate equipment was provided for my sport.

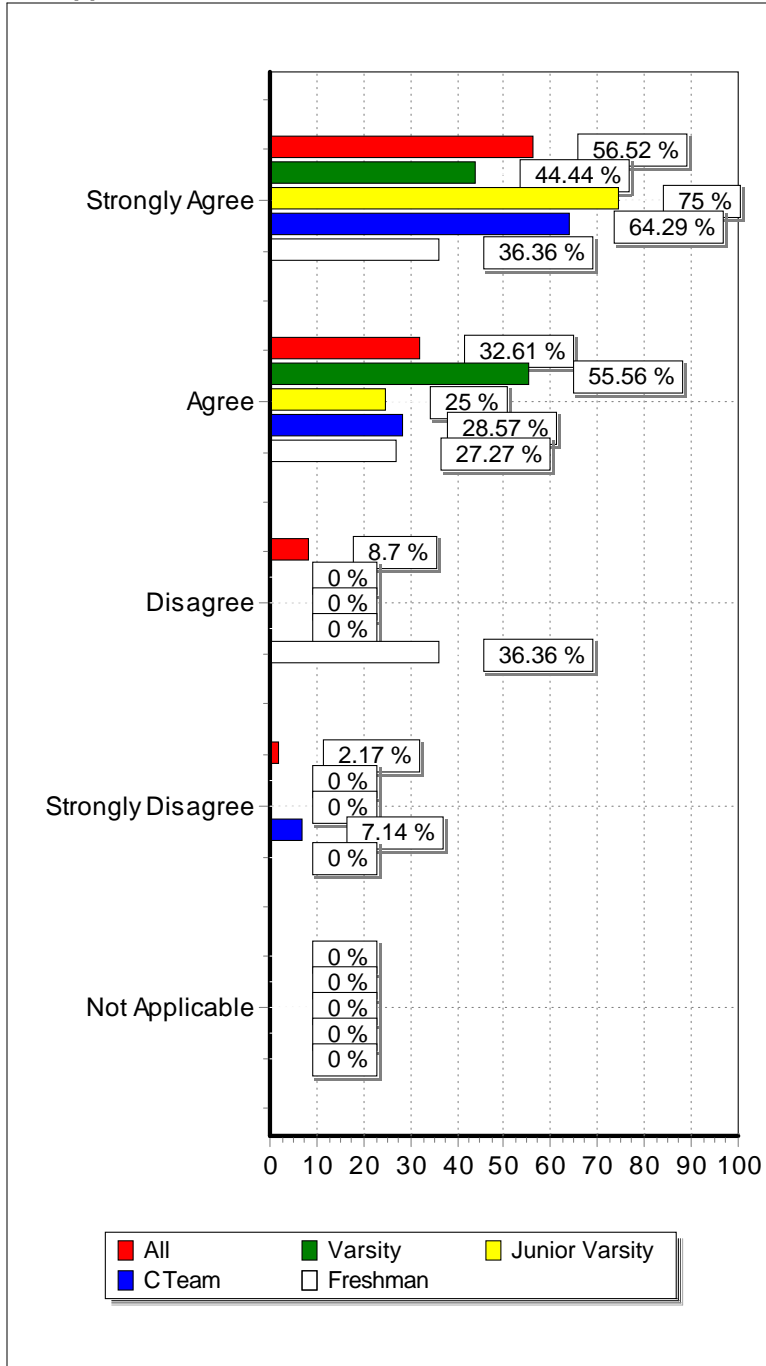
Response (n = 14)	Frequency	Percent
Strongly Agree	5	35.7%
Agree	8	57.1%
Disagree	0	0.0%
Strongly Disagree	1	7.1%
Not Applicable	0	0.0%
No Response	0	0.0%

Freshman

7. Adequate equipment was provided for my sport.

Response (n = 11)	Frequency	Percent
Strongly Agree	3	27.3%
Agree	5	45.5%
Disagree	3	27.3%
Strongly Disagree	0	0.0%
Not Applicable	0	0.0%
No Response	0	0.0%

8. Overall, our facilities are equal to or better than those of our opponents.



All

8. Overall, our facilities are equal to or better than those of our opponents.

Response (n = 46)	Frequency	Percent
Strongly Agree	26	56.5%
Agree	15	32.6%
Disagree	4	8.7%
Strongly Disagree	1	2.2%
Not Applicable	0	0.0%
No Response	0	0.0%

Varsity

8. Overall, our facilities are equal to or better than those of our opponents.

Response (n = 9)	Frequency	Percent
Strongly Agree	4	44.4%
Agree	5	55.6%
Disagree	0	0.0%
Strongly Disagree	0	0.0%
Not Applicable	0	0.0%
No Response	0	0.0%

Junior Varsity

8. Overall, our facilities are equal to or better than those of our opponents.

Response (n = 12)	Frequency	Percent
Strongly Agree	9	75.0%
Agree	3	25.0%
Disagree	0	0.0%
Strongly Disagree	0	0.0%
Not Applicable	0	0.0%
No Response	0	0.0%

C Team

8. Overall, our facilities are equal to or better than those of our opponents.

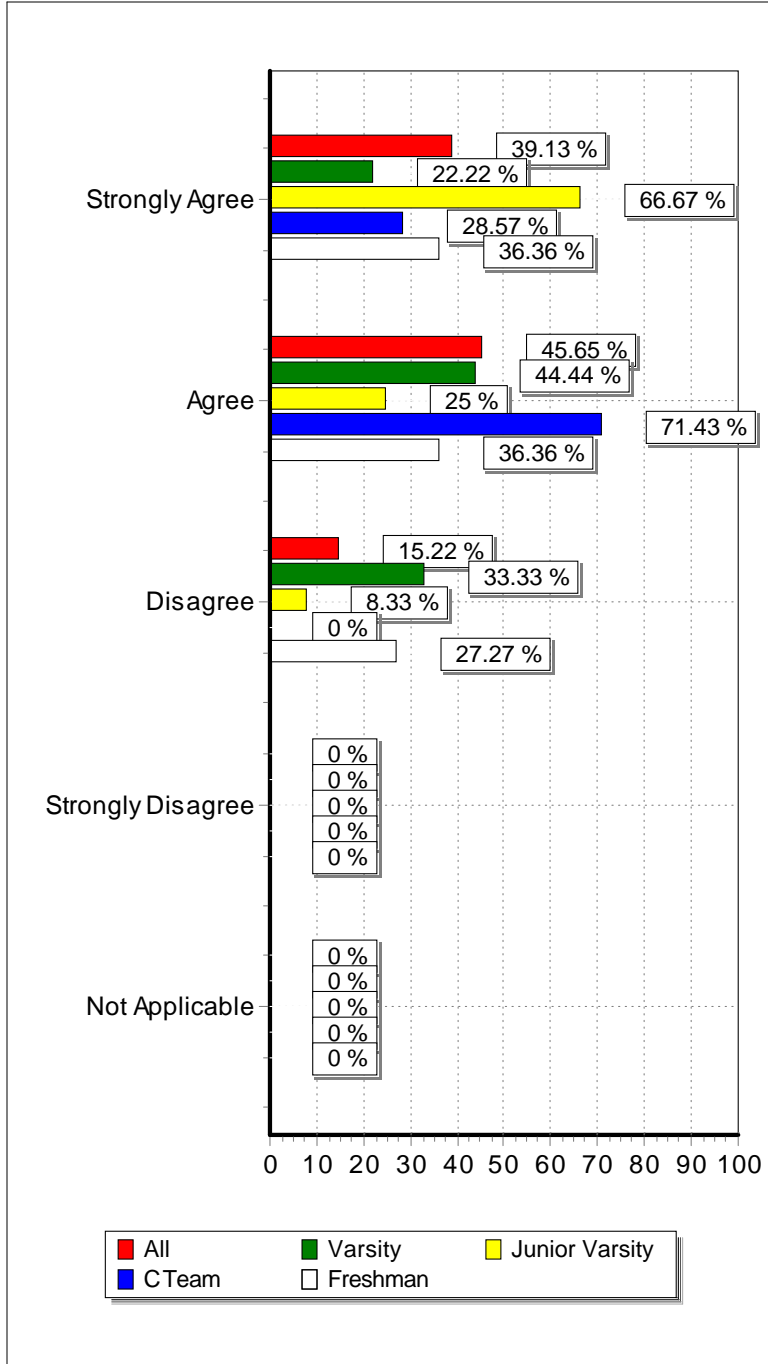
Response (n = 14)	Frequency	Percent
Strongly Agree	9	64.3%
Agree	4	28.6%
Disagree	0	0.0%
Strongly Disagree	1	7.1%
Not Applicable	0	0.0%
No Response	0	0.0%

Freshman

8. Overall, our facilities are equal to or better than those of our opponents.

Response (n = 11)	Frequency	Percent
Strongly Agree	4	36.4%
Agree	3	27.3%
Disagree	4	36.4%
Strongly Disagree	0	0.0%
Not Applicable	0	0.0%
No Response	0	0.0%

9. The athletic director was helpful with the needs and concerns of our program.



All

9. The athletic director was helpful with the needs and concerns of our program.

Response (n = 46)	Frequency	Percent
Strongly Agree	18	39.1%
Agree	21	45.7%
Disagree	7	15.2%
Strongly Disagree	0	0.0%
Not Applicable	0	0.0%
No Response	0	0.0%

Varsity

9. The athletic director was helpful with the needs and concerns of our program.

Response (n = 9)	Frequency	Percent
Strongly Agree	2	22.2%
Agree	4	44.4%
Disagree	3	33.3%
Strongly Disagree	0	0.0%
Not Applicable	0	0.0%
No Response	0	0.0%

Junior Varsity

9. The athletic director was helpful with the needs and concerns of our program.

Response (n = 12)	Frequency	Percent
Strongly Agree	8	66.7%
Agree	3	25.0%
Disagree	1	8.3%
Strongly Disagree	0	0.0%
Not Applicable	0	0.0%
No Response	0	0.0%

C Team

9. The athletic director was helpful with the needs and concerns of our program.

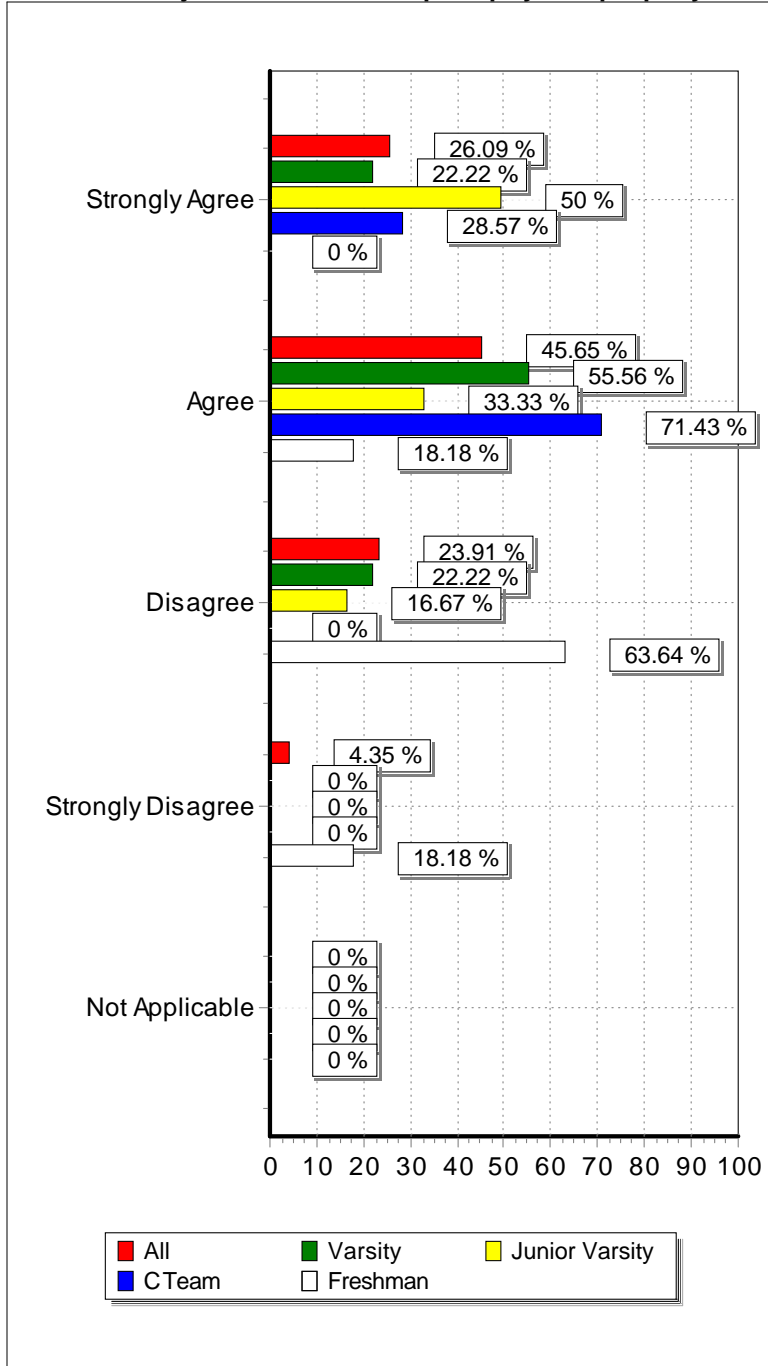
Response (n = 14)	Frequency	Percent
Strongly Agree	4	28.6%
Agree	10	71.4%
Disagree	0	0.0%
Strongly Disagree	0	0.0%
Not Applicable	0	0.0%
No Response	0	0.0%

Freshman

9. The athletic director was helpful with the needs and concerns of our program.

Response (n = 11)	Frequency	Percent
Strongly Agree	4	36.4%
Agree	4	36.4%
Disagree	3	27.3%
Strongly Disagree	0	0.0%
Not Applicable	0	0.0%
No Response	0	0.0%

10. Athletic injuries were treated promptly and properly.



All		
10. Athletic injuries were treated promptly and properly.		
Response (n = 46)	Frequency	Percent
Strongly Agree	12	26.1%
Agree	21	45.7%
Disagree	11	23.9%
Strongly Disagree	2	4.3%
Not Applicable	0	0.0%
No Response	0	0.0%

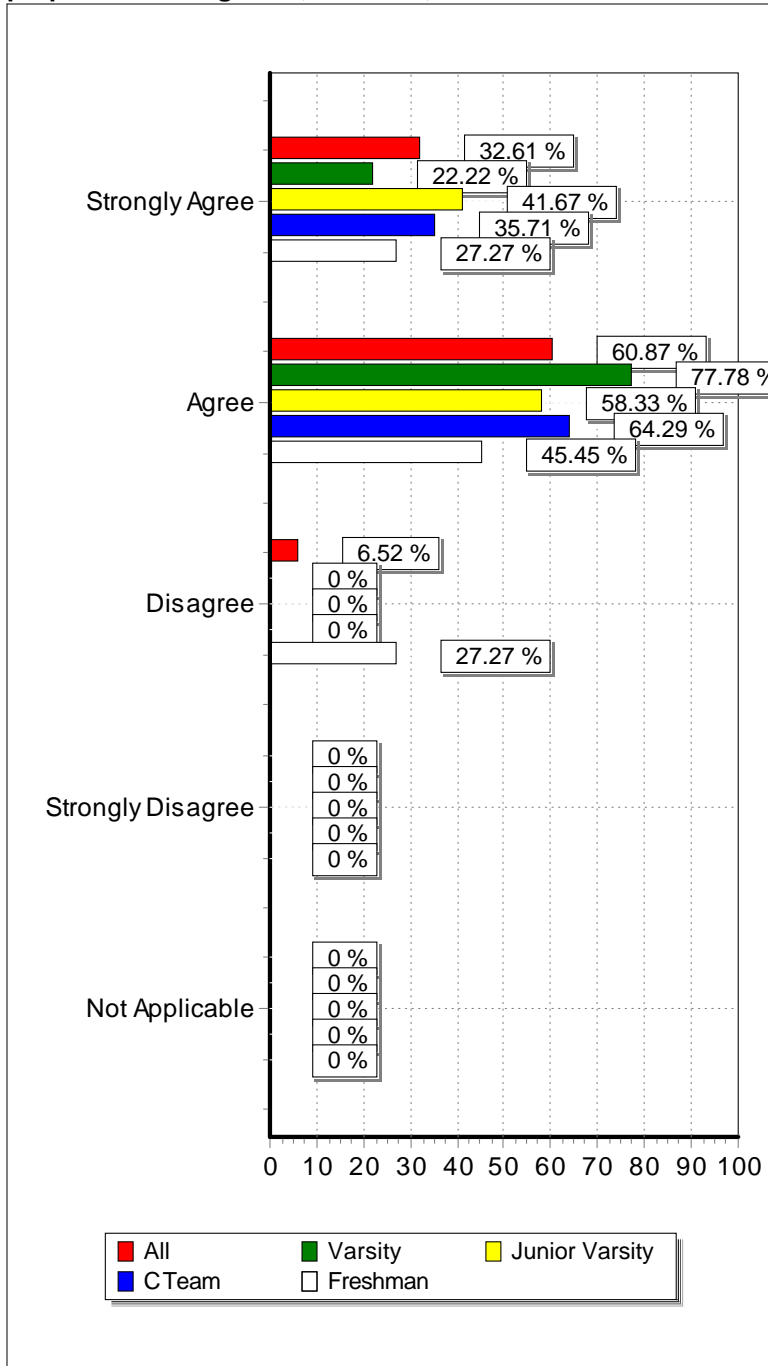
Varsity		
10. Athletic injuries were treated promptly and properly.		
Response (n = 9)	Frequency	Percent
Strongly Agree	2	22.2%
Agree	5	55.6%
Disagree	2	22.2%
Strongly Disagree	0	0.0%
Not Applicable	0	0.0%
No Response	0	0.0%

Junior Varsity		
10. Athletic injuries were treated promptly and properly.		
Response (n = 12)	Frequency	Percent
Strongly Agree	6	50.0%
Agree	4	33.3%
Disagree	2	16.7%
Strongly Disagree	0	0.0%
Not Applicable	0	0.0%
No Response	0	0.0%

C Team		
10. Athletic injuries were treated promptly and properly.		
Response (n = 14)	Frequency	Percent
Strongly Agree	4	28.6%
Agree	10	71.4%
Disagree	0	0.0%
Strongly Disagree	0	0.0%
Not Applicable	0	0.0%
No Response	0	0.0%

Freshman		
10. Athletic injuries were treated promptly and properly.		
Response (n = 11)	Frequency	Percent
Strongly Agree	0	0.0%
Agree	2	18.2%
Disagree	7	63.6%
Strongly Disagree	2	18.2%
Not Applicable	0	0.0%
No Response	0	0.0%

11. Team practice sessions were well-organized and prepared me for games, matches, or meets.



All

11. Team practice sessions were well-organized and prepared me for games, matches, or meets.

Response (n = 46)	Frequency	Percent
Strongly Agree	15	32.6%
Agree	28	60.9%
Disagree	3	6.5%
Strongly Disagree	0	0.0%
Not Applicable	0	0.0%
No Response	0	0.0%

Varsity

11. Team practice sessions were well-organized and prepared me for games, matches, or meets.

Response (n = 9)	Frequency	Percent
Strongly Agree	2	22.2%
Agree	7	77.8%
Disagree	0	0.0%
Strongly Disagree	0	0.0%
Not Applicable	0	0.0%
No Response	0	0.0%

Junior Varsity

11. Team practice sessions were well-organized and prepared me for games, matches, or meets.

Response (n = 12)	Frequency	Percent
Strongly Agree	5	41.7%
Agree	7	58.3%
Disagree	0	0.0%
Strongly Disagree	0	0.0%
Not Applicable	0	0.0%
No Response	0	0.0%

C Team

11. Team practice sessions were well-organized and prepared me for games, matches, or meets.

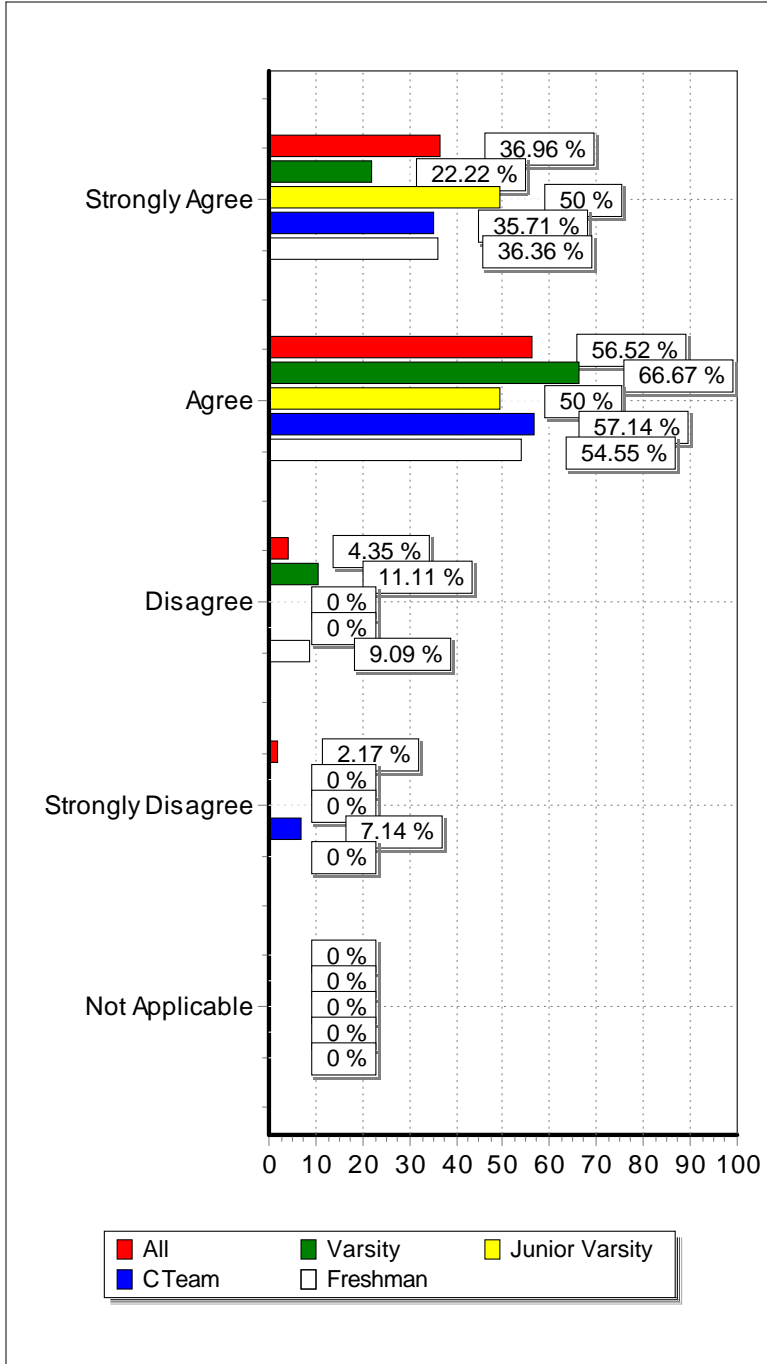
Response (n = 14)	Frequency	Percent
Strongly Agree	5	35.7%
Agree	9	64.3%
Disagree	0	0.0%
Strongly Disagree	0	0.0%
Not Applicable	0	0.0%
No Response	0	0.0%

Freshman

11. Team practice sessions were well-organized and prepared me for games, matches, or meets.

Response (n = 11)	Frequency	Percent
Strongly Agree	3	27.3%
Agree	5	45.5%
Disagree	3	27.3%
Strongly Disagree	0	0.0%
Not Applicable	0	0.0%
No Response	0	0.0%

12. I was encouraged to make good decisions related to drug, alcohol, and/or tobacco use.



All

12. I was encouraged to make good decisions related to drug, alcohol, and/or tobacco use.

Response (n = 46)	Frequency	Percent
Strongly Agree	17	37.0%
Agree	26	56.5%
Disagree	2	4.3%
Strongly Disagree	1	2.2%
Not Applicable	0	0.0%
No Response	0	0.0%

Varsity

12. I was encouraged to make good decisions related to drug, alcohol, and/or tobacco use.

Response (n = 9)	Frequency	Percent
Strongly Agree	2	22.2%
Agree	6	66.7%
Disagree	1	11.1%
Strongly Disagree	0	0.0%
Not Applicable	0	0.0%
No Response	0	0.0%

Junior Varsity

12. I was encouraged to make good decisions related to drug, alcohol, and/or tobacco use.

Response (n = 12)	Frequency	Percent
Strongly Agree	6	50.0%
Agree	6	50.0%
Disagree	0	0.0%
Strongly Disagree	0	0.0%
Not Applicable	0	0.0%
No Response	0	0.0%

C Team

12. I was encouraged to make good decisions related to drug, alcohol, and/or tobacco use.

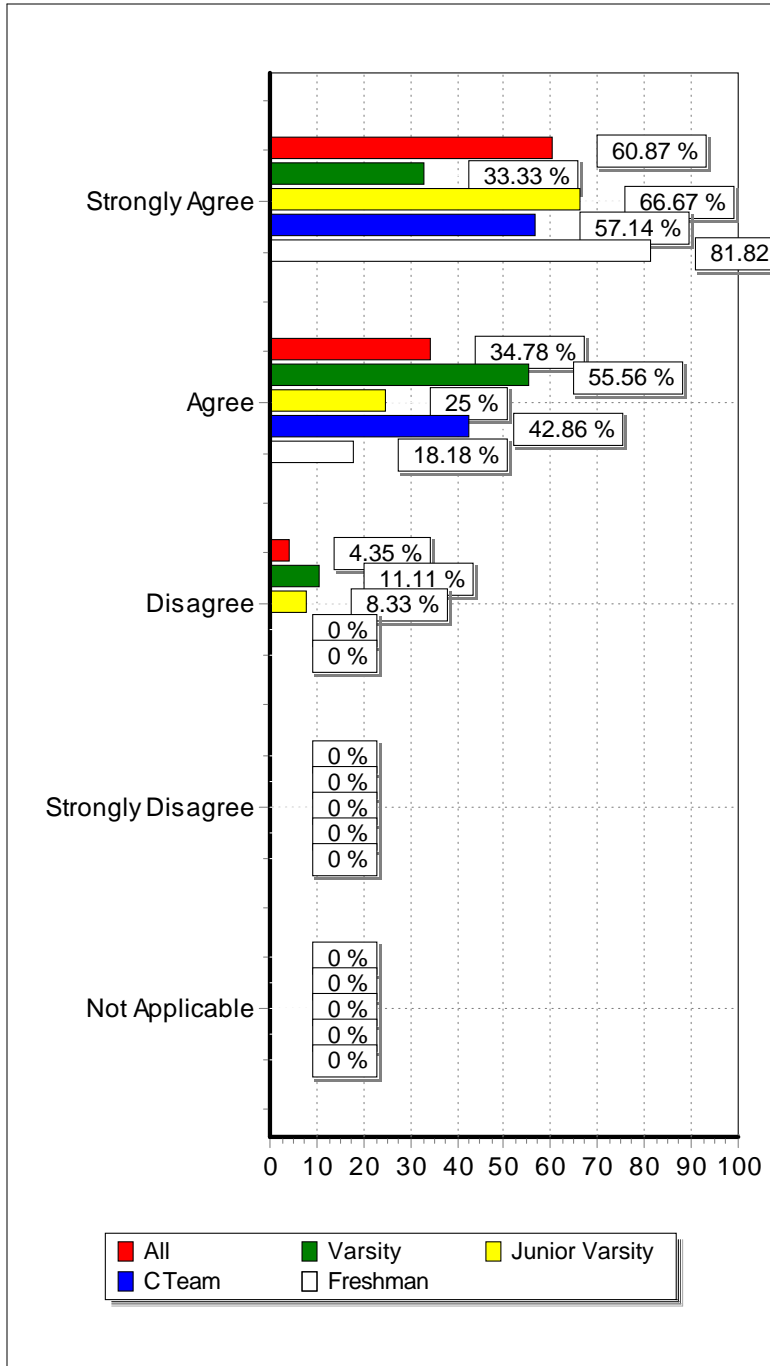
Response (n = 14)	Frequency	Percent
Strongly Agree	5	35.7%
Agree	8	57.1%
Disagree	0	0.0%
Strongly Disagree	1	7.1%
Not Applicable	0	0.0%
No Response	0	0.0%

Freshman

12. I was encouraged to make good decisions related to drug, alcohol, and/or tobacco use.

Response (n = 11)	Frequency	Percent
Strongly Agree	4	36.4%
Agree	6	54.5%
Disagree	1	9.1%
Strongly Disagree	0	0.0%
Not Applicable	0	0.0%
No Response	0	0.0%

13. My skill level improved from the beginning of the season to the end of the season.



All

13. My skill level improved from the beginning of the season to the end of the season.

Response (n = 46)	Frequency	Percent
Strongly Agree	28	60.9%
Agree	16	34.8%
Disagree	2	4.3%
Strongly Disagree	0	0.0%
Not Applicable	0	0.0%
No Response	0	0.0%

Varsity

13. My skill level improved from the beginning of the season to the end of the season.

Response (n = 9)	Frequency	Percent
Strongly Agree	3	33.3%
Agree	5	55.6%
Disagree	1	11.1%
Strongly Disagree	0	0.0%
Not Applicable	0	0.0%
No Response	0	0.0%

Junior Varsity

13. My skill level improved from the beginning of the season to the end of the season.

Response (n = 12)	Frequency	Percent
Strongly Agree	8	66.7%
Agree	3	25.0%
Disagree	1	8.3%
Strongly Disagree	0	0.0%
Not Applicable	0	0.0%
No Response	0	0.0%

C Team

13. My skill level improved from the beginning of the season to the end of the season.

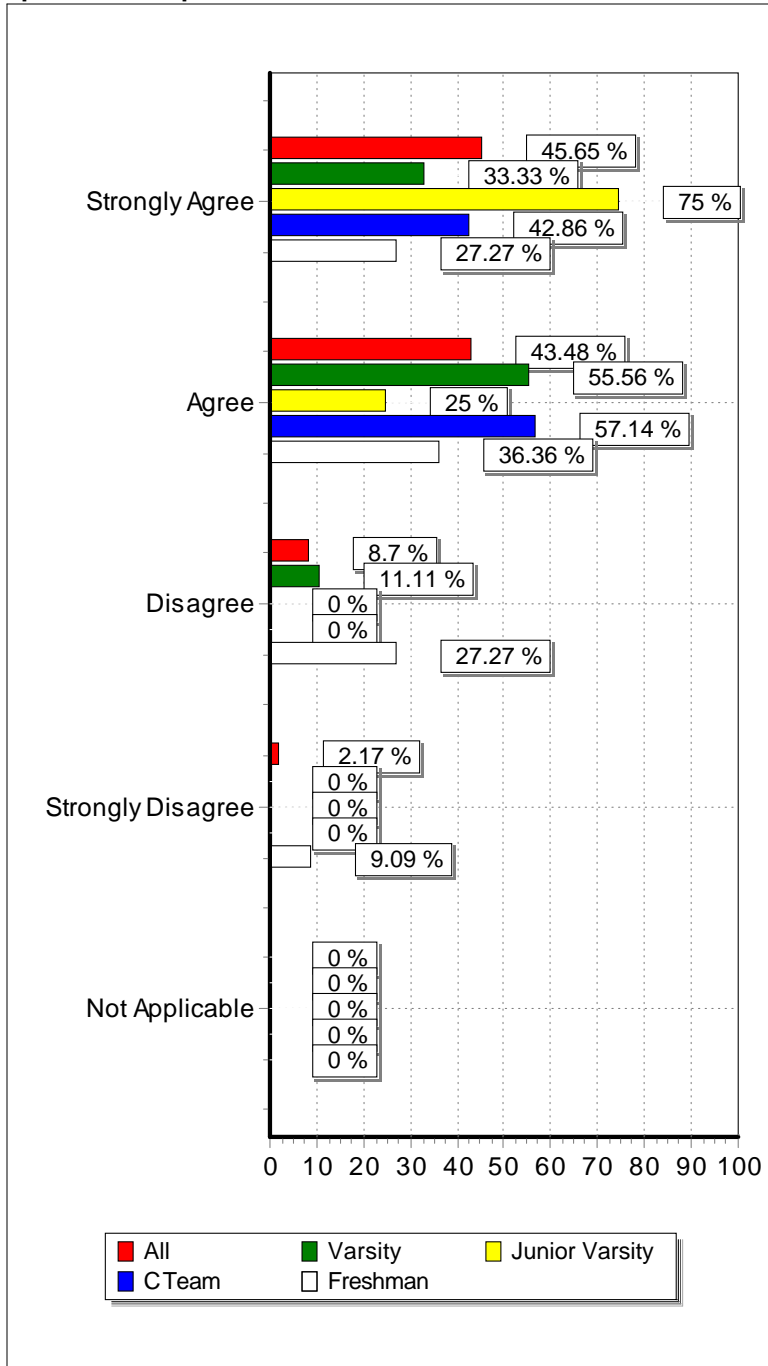
Response (n = 14)	Frequency	Percent
Strongly Agree	8	57.1%
Agree	6	42.9%
Disagree	0	0.0%
Strongly Disagree	0	0.0%
Not Applicable	0	0.0%
No Response	0	0.0%

Freshman

13. My skill level improved from the beginning of the season to the end of the season.

Response (n = 11)	Frequency	Percent
Strongly Agree	9	81.8%
Agree	2	18.2%
Disagree	0	0.0%
Strongly Disagree	0	0.0%
Not Applicable	0	0.0%
No Response	0	0.0%

14. My team consistently demonstrated good sportsmanship.



All

14. My team consistently demonstrated good sportsmanship.

Response (n = 46)	Frequency	Percent
Strongly Agree	21	45.7%
Agree	20	43.5%
Disagree	4	8.7%
Strongly Disagree	1	2.2%
Not Applicable	0	0.0%
No Response	0	0.0%

Varsity

14. My team consistently demonstrated good sportsmanship.

Response (n = 9)	Frequency	Percent
Strongly Agree	3	33.3%
Agree	5	55.6%
Disagree	1	11.1%
Strongly Disagree	0	0.0%
Not Applicable	0	0.0%
No Response	0	0.0%

Junior Varsity

14. My team consistently demonstrated good sportsmanship.

Response (n = 12)	Frequency	Percent
Strongly Agree	9	75.0%
Agree	3	25.0%
Disagree	0	0.0%
Strongly Disagree	0	0.0%
Not Applicable	0	0.0%
No Response	0	0.0%

C Team

14. My team consistently demonstrated good sportsmanship.

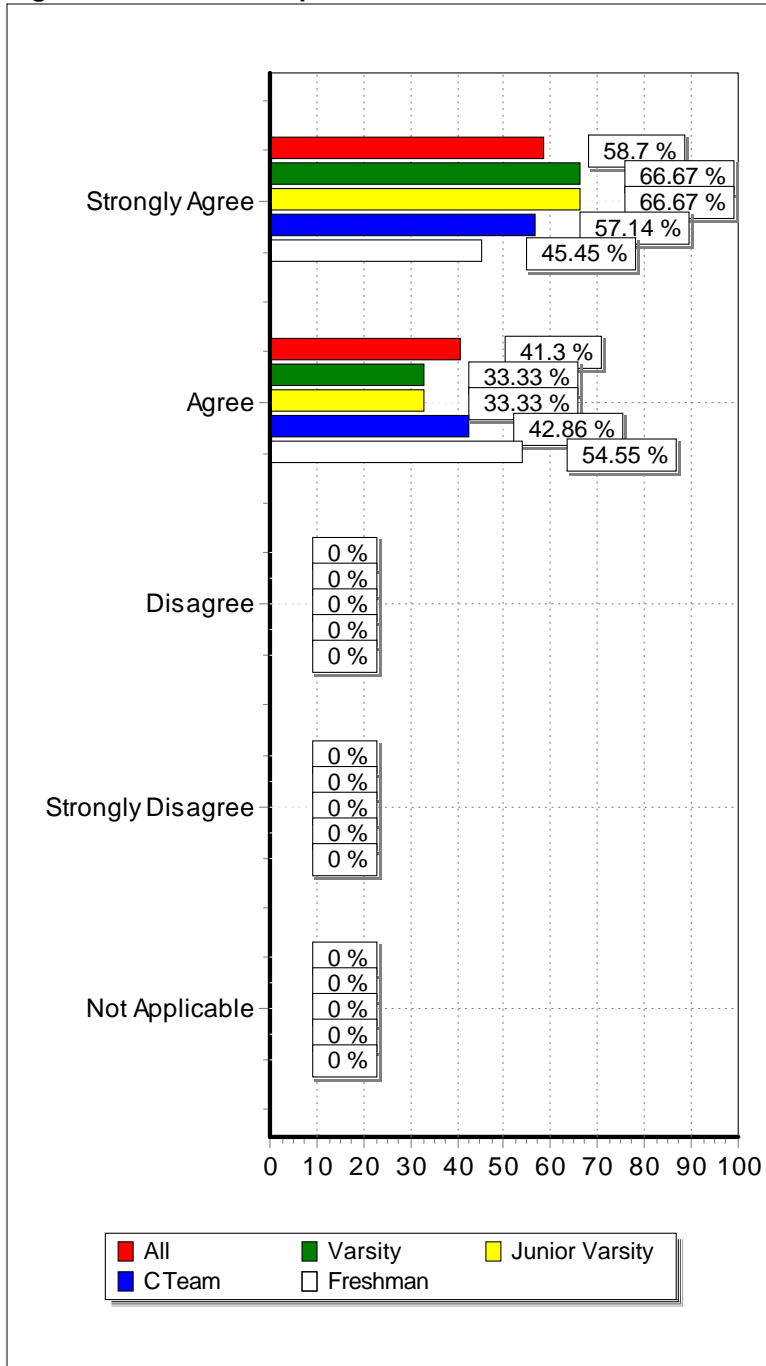
Response (n = 14)	Frequency	Percent
Strongly Agree	6	42.9%
Agree	8	57.1%
Disagree	0	0.0%
Strongly Disagree	0	0.0%
Not Applicable	0	0.0%
No Response	0	0.0%

Freshman

14. My team consistently demonstrated good sportsmanship.

Response (n = 11)	Frequency	Percent
Strongly Agree	3	27.3%
Agree	4	36.4%
Disagree	3	27.3%
Strongly Disagree	1	9.1%
Not Applicable	0	0.0%
No Response	0	0.0%

15. My coaches encourage me to achieve and maintain a high level of academic performance.



All

15. My coaches encourage me to achieve and maintain a high level of academic performance.

Response (n = 46)	Frequency	Percent
Strongly Agree	27	58.7%
Agree	19	41.3%
Disagree	0	0.0%
Strongly Disagree	0	0.0%
Not Applicable	0	0.0%
No Response	0	0.0%

Varsity

15. My coaches encourage me to achieve and maintain a high level of academic performance.

Response (n = 9)	Frequency	Percent
Strongly Agree	6	66.7%
Agree	3	33.3%
Disagree	0	0.0%
Strongly Disagree	0	0.0%
Not Applicable	0	0.0%
No Response	0	0.0%

Junior Varsity

15. My coaches encourage me to achieve and maintain a high level of academic performance.

Response (n = 12)	Frequency	Percent
Strongly Agree	8	66.7%
Agree	4	33.3%
Disagree	0	0.0%
Strongly Disagree	0	0.0%
Not Applicable	0	0.0%
No Response	0	0.0%

C Team

15. My coaches encourage me to achieve and maintain a high level of academic performance.

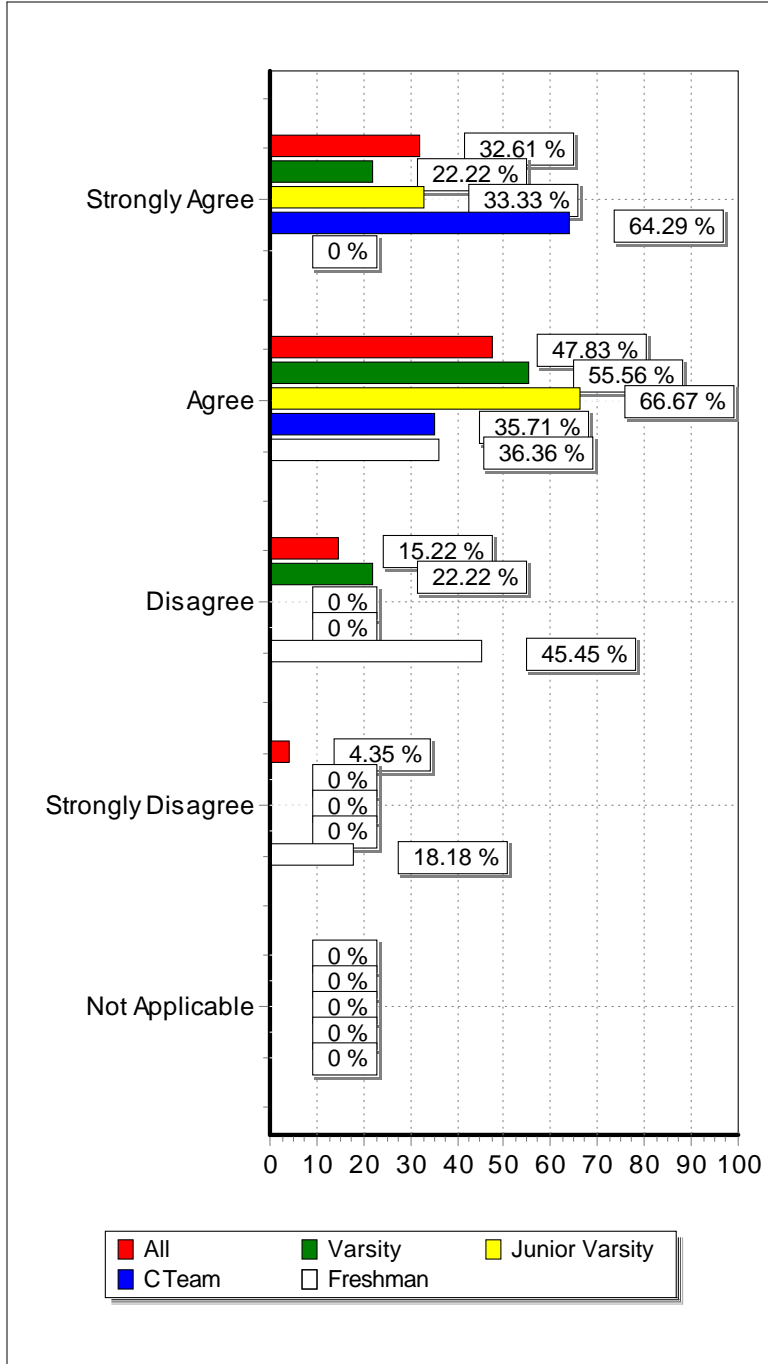
Response (n = 14)	Frequency	Percent
Strongly Agree	8	57.1%
Agree	6	42.9%
Disagree	0	0.0%
Strongly Disagree	0	0.0%
Not Applicable	0	0.0%
No Response	0	0.0%

Freshman

15. My coaches encourage me to achieve and maintain a high level of academic performance.

Response (n = 11)	Frequency	Percent
Strongly Agree	5	45.5%
Agree	6	54.5%
Disagree	0	0.0%
Strongly Disagree	0	0.0%
Not Applicable	0	0.0%
No Response	0	0.0%

16. My coaches monitored and required each player to comply with school rules.



All

16. My coaches monitored and required each player to comply with school rules.

Response (n = 46)	Frequency	Percent
Strongly Agree	15	32.6%
Agree	22	47.8%
Disagree	7	15.2%
Strongly Disagree	2	4.3%
Not Applicable	0	0.0%
No Response	0	0.0%

Varsity

16. My coaches monitored and required each player to comply with school rules.

Response (n = 9)	Frequency	Percent
Strongly Agree	2	22.2%
Agree	5	55.6%
Disagree	2	22.2%
Strongly Disagree	0	0.0%
Not Applicable	0	0.0%
No Response	0	0.0%

Junior Varsity

16. My coaches monitored and required each player to comply with school rules.

Response (n = 12)	Frequency	Percent
Strongly Agree	4	33.3%
Agree	8	66.7%
Disagree	0	0.0%
Strongly Disagree	0	0.0%
Not Applicable	0	0.0%
No Response	0	0.0%

C Team

16. My coaches monitored and required each player to comply with school rules.

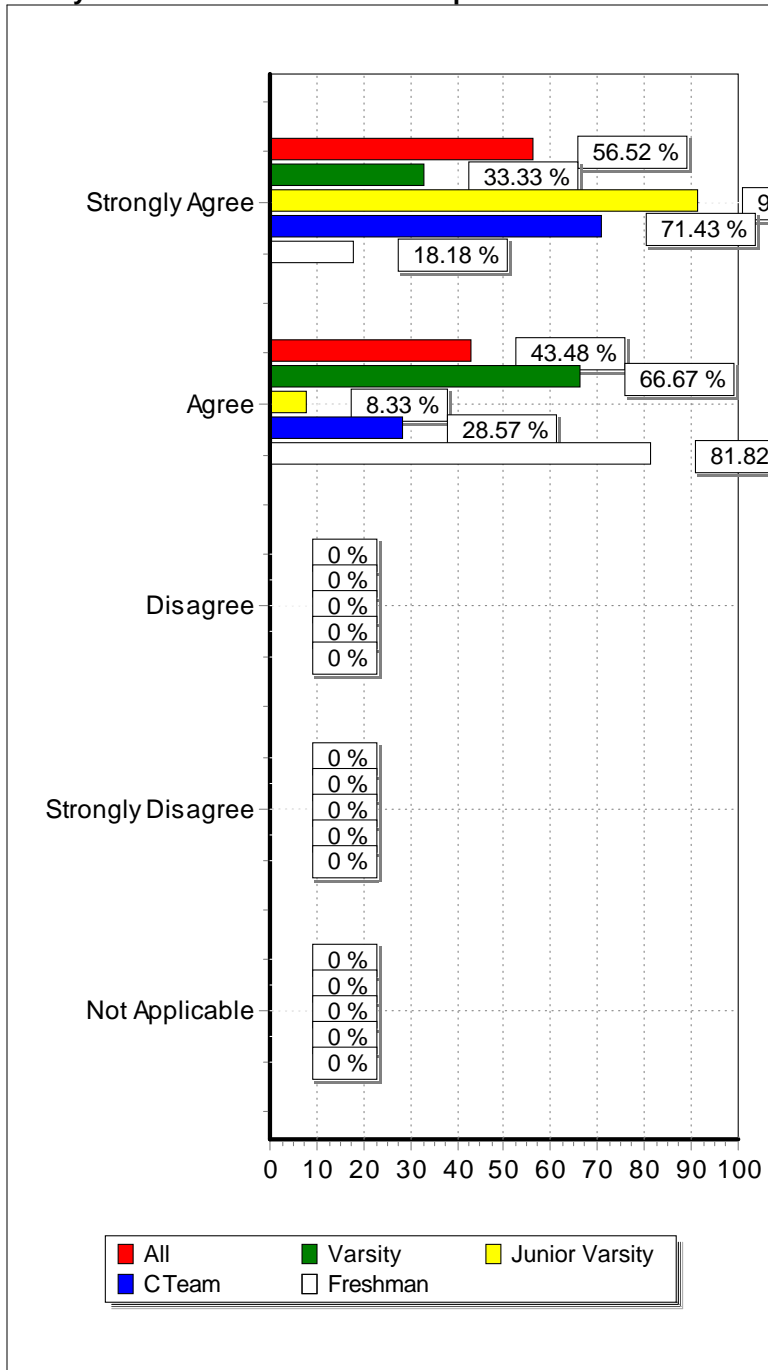
Response (n = 14)	Frequency	Percent
Strongly Agree	9	64.3%
Agree	5	35.7%
Disagree	0	0.0%
Strongly Disagree	0	0.0%
Not Applicable	0	0.0%
No Response	0	0.0%

Freshman

16. My coaches monitored and required each player to comply with school rules.

Response (n = 11)	Frequency	Percent
Strongly Agree	0	0.0%
Agree	4	36.4%
Disagree	5	45.5%
Strongly Disagree	2	18.2%
Not Applicable	0	0.0%
No Response	0	0.0%

17. My coaches treated me with respect.



All

17. My coaches treated me with respect

Response (n = 46)	Frequency	Percent
Strongly Agree	26	56.5%
Agree	20	43.5%
Disagree	0	0.0%
Strongly Disagree	0	0.0%
Not Applicable	0	0.0%
No Response	0	0.0%

Varsity

17. My coaches treated me with respect

Response (n = 9)	Frequency	Percent
Strongly Agree	3	33.3%
Agree	6	66.7%
Disagree	0	0.0%
Strongly Disagree	0	0.0%
Not Applicable	0	0.0%
No Response	0	0.0%

Junior Varsity

17. My coaches treated me with respect

Response (n = 12)	Frequency	Percent
Strongly Agree	11	91.7%
Agree	1	8.3%
Disagree	0	0.0%
Strongly Disagree	0	0.0%
Not Applicable	0	0.0%
No Response	0	0.0%

C Team

17. My coaches treated me with respect

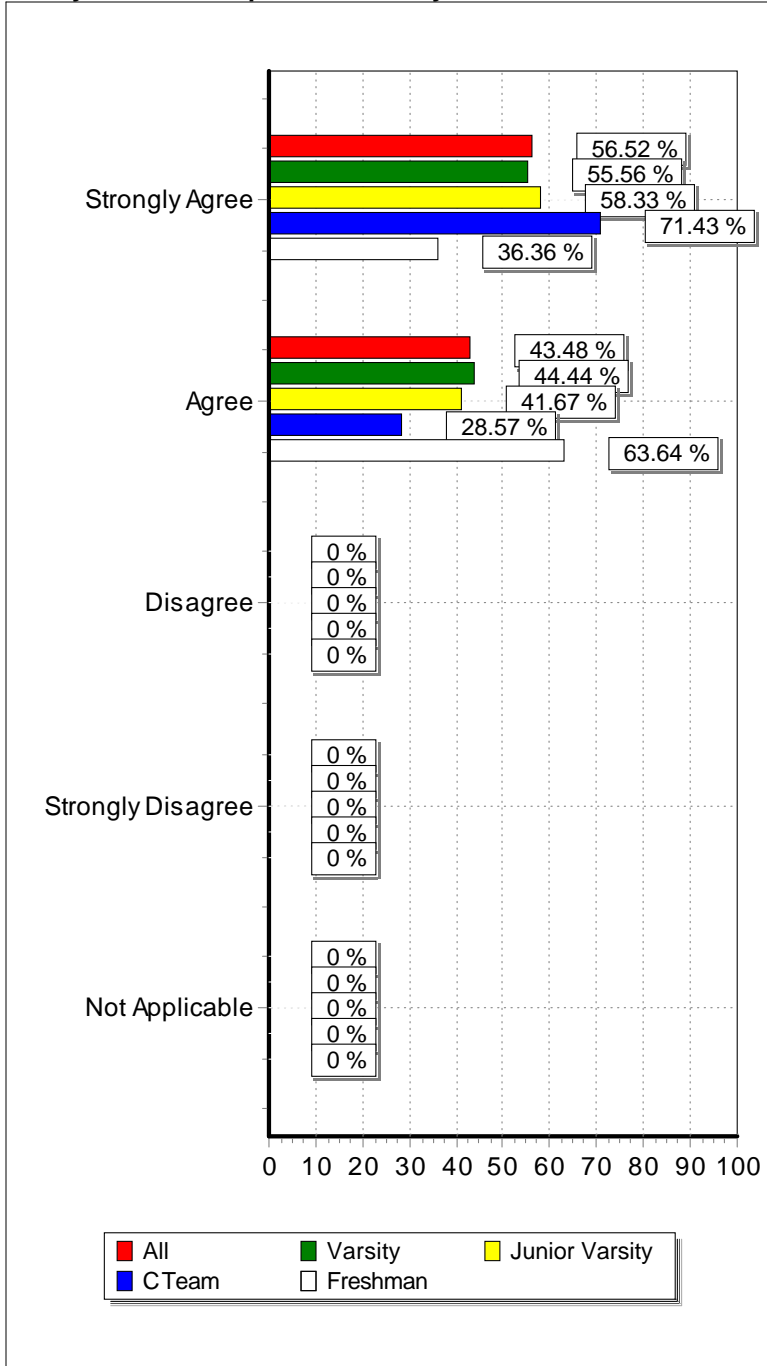
Response (n = 14)	Frequency	Percent
Strongly Agree	10	71.4%
Agree	4	28.6%
Disagree	0	0.0%
Strongly Disagree	0	0.0%
Not Applicable	0	0.0%
No Response	0	0.0%

Freshman

17. My coaches treated me with respect

Response (n = 11)	Frequency	Percent
Strongly Agree	2	18.2%
Agree	9	81.8%
Disagree	0	0.0%
Strongly Disagree	0	0.0%
Not Applicable	0	0.0%
No Response	0	0.0%

18. My coaches emphasized safety.



All

18. My coaches emphasized safety.

Response (n = 46)	Frequency	Percent
Strongly Agree	26	56.5%
Agree	20	43.5%
Disagree	0	0.0%
Strongly Disagree	0	0.0%
Not Applicable	0	0.0%
No Response	0	0.0%

Varsity

18. My coaches emphasized safety.

Response (n = 9)	Frequency	Percent
Strongly Agree	5	55.6%
Agree	4	44.4%
Disagree	0	0.0%
Strongly Disagree	0	0.0%
Not Applicable	0	0.0%
No Response	0	0.0%

Junior Varsity

18. My coaches emphasized safety.

Response (n = 12)	Frequency	Percent
Strongly Agree	7	58.3%
Agree	5	41.7%
Disagree	0	0.0%
Strongly Disagree	0	0.0%
Not Applicable	0	0.0%
No Response	0	0.0%

C Team

18. My coaches emphasized safety.

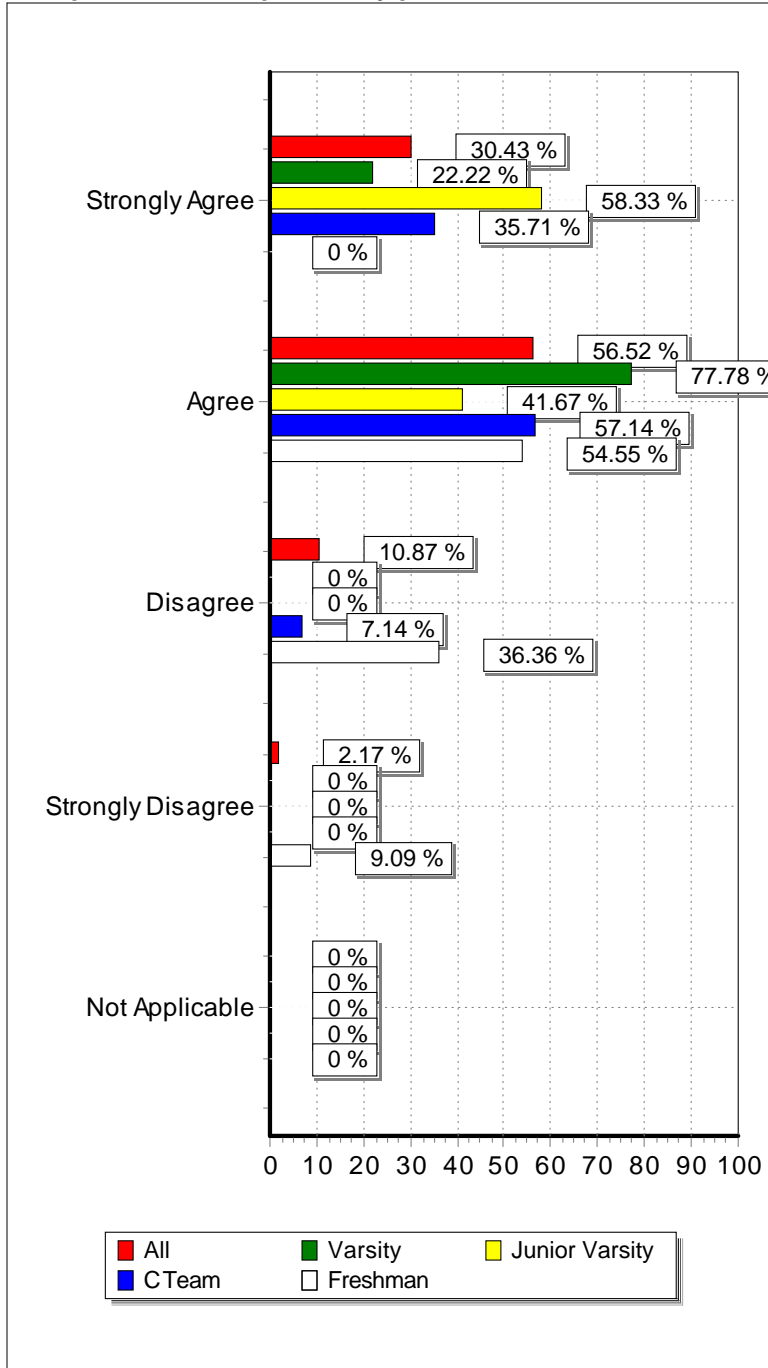
Response (n = 14)	Frequency	Percent
Strongly Agree	10	71.4%
Agree	4	28.6%
Disagree	0	0.0%
Strongly Disagree	0	0.0%
Not Applicable	0	0.0%
No Response	0	0.0%

Freshman

18. My coaches emphasized safety.

Response (n = 11)	Frequency	Percent
Strongly Agree	4	36.4%
Agree	7	63.6%
Disagree	0	0.0%
Strongly Disagree	0	0.0%
Not Applicable	0	0.0%
No Response	0	0.0%

19. My coaches are good at teaching me the skills necessary to improve and compete at my position.



All

19. My coaches are good at teaching me the skills necessary to improve and compete at my position.

Response (n = 46)	Frequency	Percent
Strongly Agree	14	30.4%
Agree	26	56.5%
Disagree	5	10.9%
Strongly Disagree	1	2.2%
Not Applicable	0	0.0%
No Response	0	0.0%

Varsity

19. My coaches are good at teaching me the skills necessary to improve and compete at my position.

Response (n = 9)	Frequency	Percent
Strongly Agree	2	22.2%
Agree	7	77.8%
Disagree	0	0.0%
Strongly Disagree	0	0.0%
Not Applicable	0	0.0%
No Response	0	0.0%

Junior Varsity

19. My coaches are good at teaching me the skills necessary to improve and compete at my position.

Response (n = 12)	Frequency	Percent
Strongly Agree	7	58.3%
Agree	5	41.7%
Disagree	0	0.0%
Strongly Disagree	0	0.0%
Not Applicable	0	0.0%
No Response	0	0.0%

C Team

19. My coaches are good at teaching me the skills necessary to improve and compete at my position.

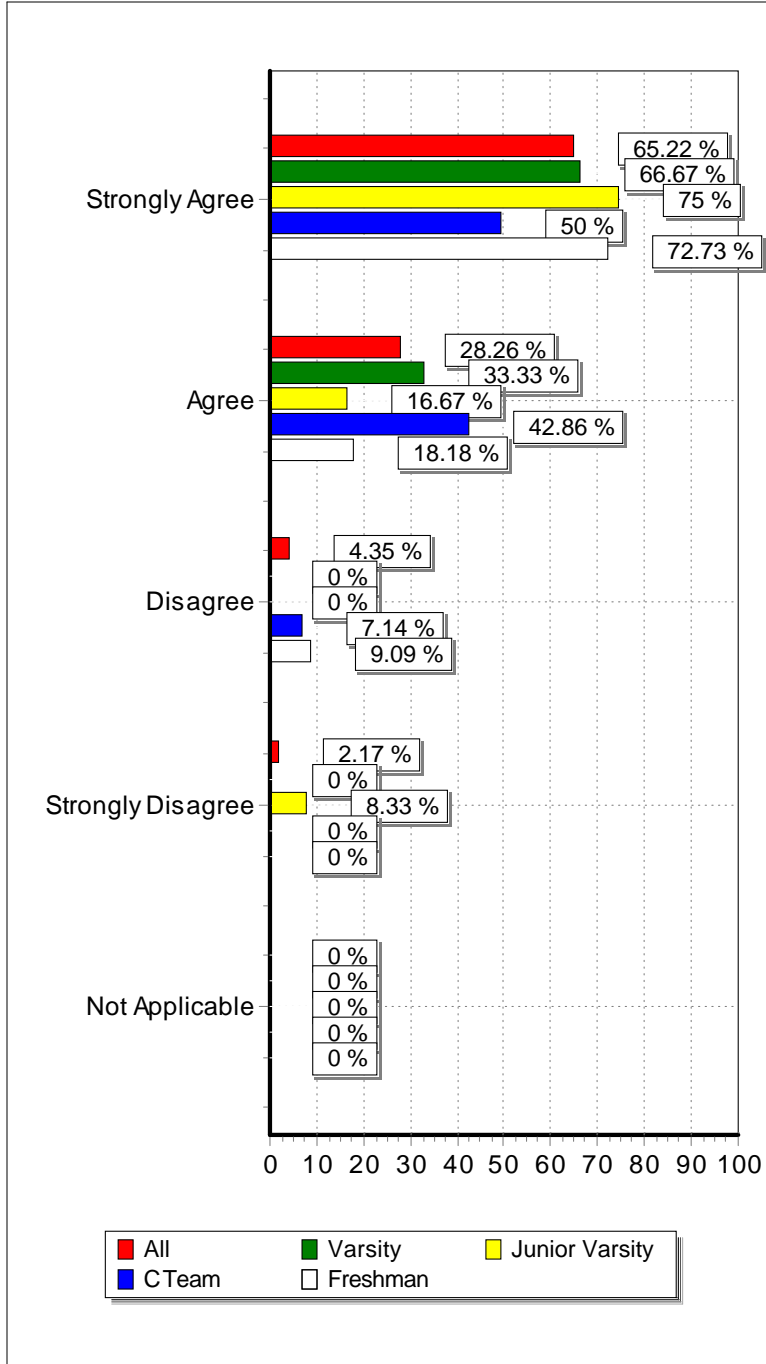
Response (n = 14)	Frequency	Percent
Strongly Agree	5	35.7%
Agree	8	57.1%
Disagree	1	7.1%
Strongly Disagree	0	0.0%
Not Applicable	0	0.0%
No Response	0	0.0%

Freshman

19. My coaches are good at teaching me the skills necessary to improve and compete at my position.

Response (n = 11)	Frequency	Percent
Strongly Agree	0	0.0%
Agree	6	54.5%
Disagree	4	36.4%
Strongly Disagree	1	9.1%
Not Applicable	0	0.0%
No Response	0	0.0%

20. Our team was required to be respectful toward officials (referees, umpires).



All

20. Our team was required to be respectful toward officials (referees, umpires).

Response (n = 46)	Frequency	Percent
Strongly Agree	30	65.2%
Agree	13	28.3%
Disagree	2	4.3%
Strongly Disagree	1	2.2%
Not Applicable	0	0.0%
No Response	0	0.0%

Varsity

20. Our team was required to be respectful toward officials (referees, umpires).

Response (n = 9)	Frequency	Percent
Strongly Agree	6	66.7%
Agree	3	33.3%
Disagree	0	0.0%
Strongly Disagree	0	0.0%
Not Applicable	0	0.0%
No Response	0	0.0%

Junior Varsity

20. Our team was required to be respectful toward officials (referees, umpires).

Response (n = 12)	Frequency	Percent
Strongly Agree	9	75.0%
Agree	2	16.7%
Disagree	0	0.0%
Strongly Disagree	1	8.3%
Not Applicable	0	0.0%
No Response	0	0.0%

C Team

20. Our team was required to be respectful toward officials (referees, umpires).

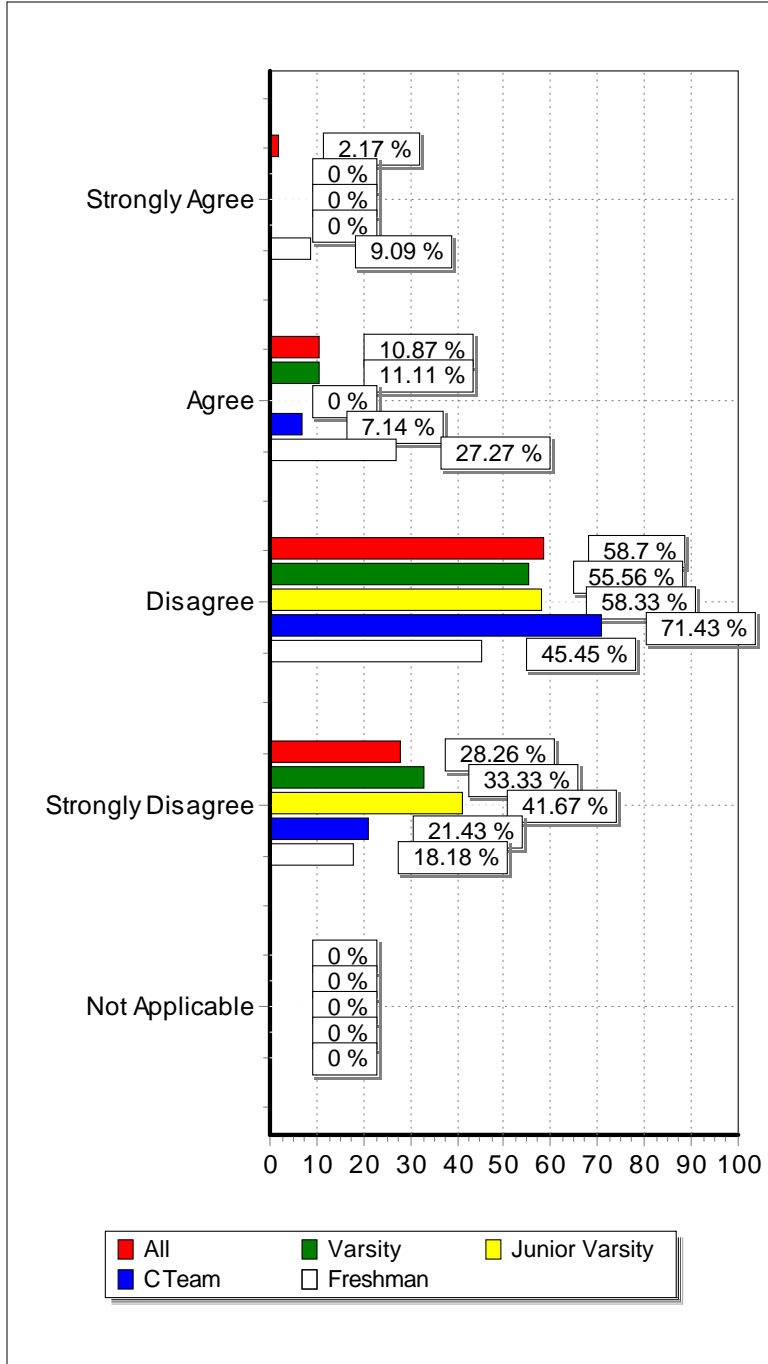
Response (n = 14)	Frequency	Percent
Strongly Agree	7	50.0%
Agree	6	42.9%
Disagree	1	7.1%
Strongly Disagree	0	0.0%
Not Applicable	0	0.0%
No Response	0	0.0%

Freshman

20. Our team was required to be respectful toward officials (referees, umpires).

Response (n = 11)	Frequency	Percent
Strongly Agree	8	72.7%
Agree	2	18.2%
Disagree	1	9.1%
Strongly Disagree	0	0.0%
Not Applicable	0	0.0%
No Response	0	0.0%

21. I witnessed, or knew about, an incident that involved hazing or bullying on my team during the season.



All

21. I witnessed, or knew about, an incident that involved hazing or bullying on my team during the season.

Response (n = 46)	Frequency	Percent
Strongly Agree	1	2.2%
Agree	5	10.9%
Disagree	27	58.7%
Strongly Disagree	13	28.3%
Not Applicable	0	0.0%
No Response	0	0.0%

Varsity

21. I witnessed, or knew about, an incident that involved hazing or bullying on my team during the season.

Response (n = 9)	Frequency	Percent
Strongly Agree	0	0.0%
Agree	1	11.1%
Disagree	5	55.6%
Strongly Disagree	3	33.3%
Not Applicable	0	0.0%
No Response	0	0.0%

Junior Varsity

21. I witnessed, or knew about, an incident that involved hazing or bullying on my team during the season.

Response (n = 12)	Frequency	Percent
Strongly Agree	0	0.0%
Agree	0	0.0%
Disagree	7	58.3%
Strongly Disagree	5	41.7%
Not Applicable	0	0.0%
No Response	0	0.0%

C Team

21. I witnessed, or knew about, an incident that involved hazing or bullying on my team during the season.

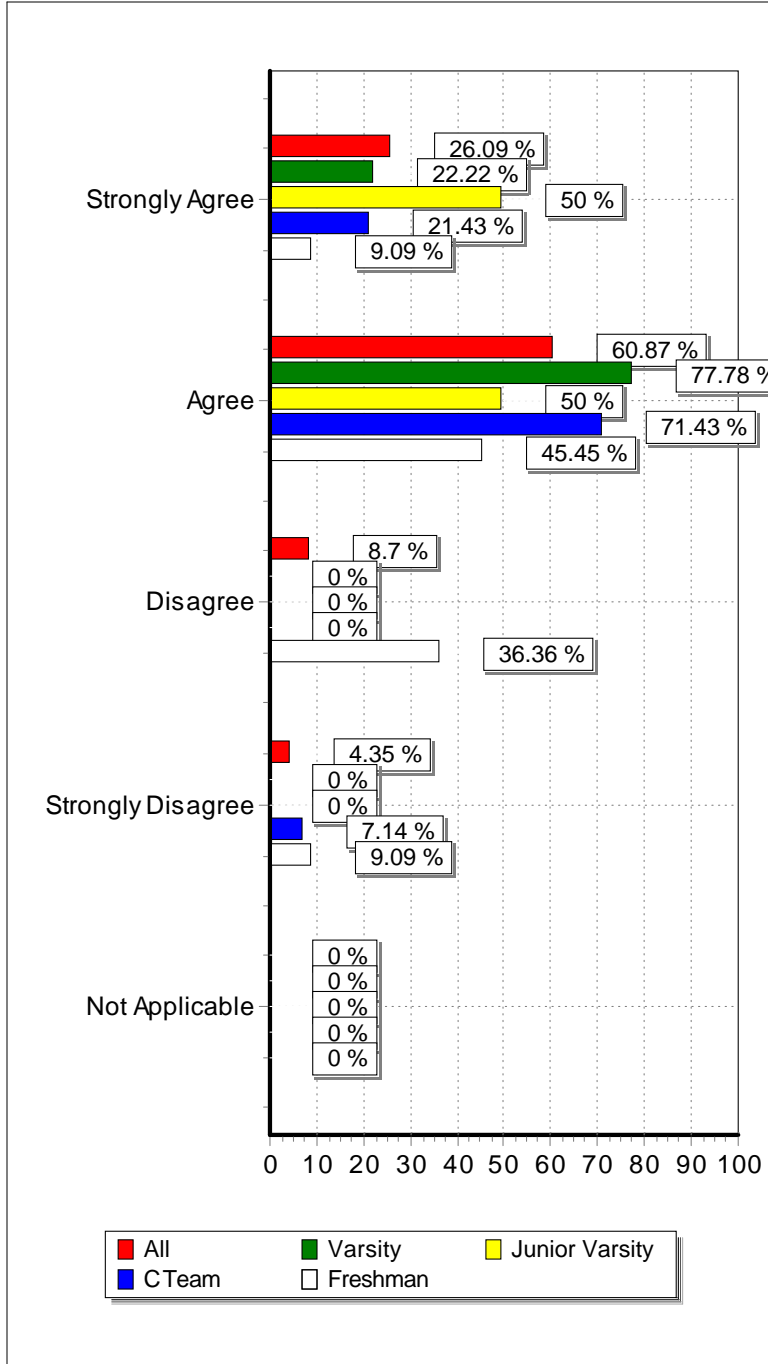
Response (n = 14)	Frequency	Percent
Strongly Agree	0	0.0%
Agree	1	7.1%
Disagree	10	71.4%
Strongly Disagree	3	21.4%
Not Applicable	0	0.0%
No Response	0	0.0%

Freshman

21. I witnessed, or knew about, an incident that involved hazing or bullying on my team during the season.

Response (n = 11)	Frequency	Percent
Strongly Agree	1	9.1%
Agree	3	27.3%
Disagree	5	45.5%
Strongly Disagree	2	18.2%
Not Applicable	0	0.0%
No Response	0	0.0%

22. I consider my coaches to be positive influences on our team.



All

22. I consider my coaches to be positive influences on our team.

Response (n = 46)	Frequency	Percent
Strongly Agree	12	26.1%
Agree	28	60.9%
Disagree	4	8.7%
Strongly Disagree	2	4.3%
Not Applicable	0	0.0%
No Response	0	0.0%

Varsity

22. I consider my coaches to be positive influences on our team.

Response (n = 9)	Frequency	Percent
Strongly Agree	2	22.2%
Agree	7	77.8%
Disagree	0	0.0%
Strongly Disagree	0	0.0%
Not Applicable	0	0.0%
No Response	0	0.0%

Junior Varsity

22. I consider my coaches to be positive influences on our team.

Response (n = 12)	Frequency	Percent
Strongly Agree	6	50.0%
Agree	6	50.0%
Disagree	0	0.0%
Strongly Disagree	0	0.0%
Not Applicable	0	0.0%
No Response	0	0.0%

C Team

22. I consider my coaches to be positive influences on our team.

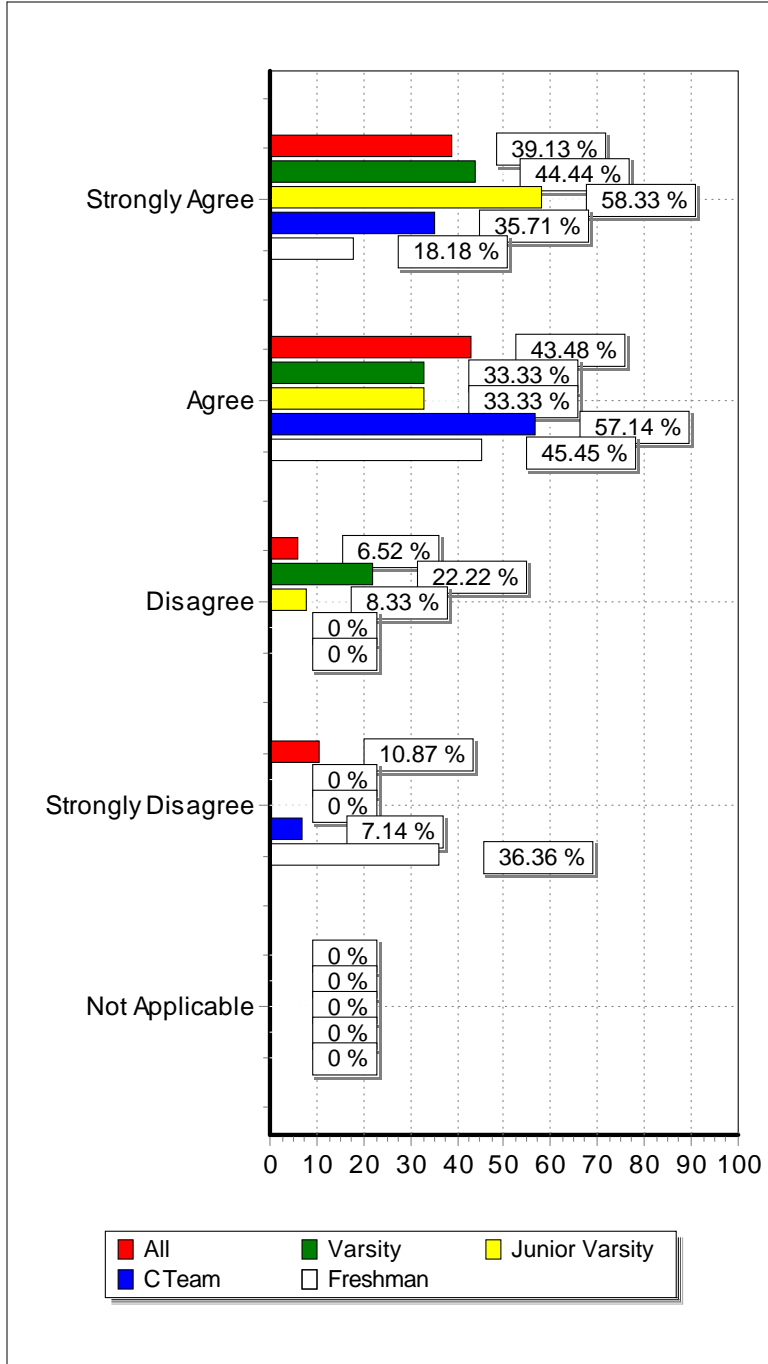
Response (n = 14)	Frequency	Percent
Strongly Agree	3	21.4%
Agree	10	71.4%
Disagree	0	0.0%
Strongly Disagree	1	7.1%
Not Applicable	0	0.0%
No Response	0	0.0%

Freshman

22. I consider my coaches to be positive influences on our team.

Response (n = 11)	Frequency	Percent
Strongly Agree	1	9.1%
Agree	5	45.5%
Disagree	4	36.4%
Strongly Disagree	1	9.1%
Not Applicable	0	0.0%
No Response	0	0.0%

23. If I could start the season over, I would still play on this team.



All

23. If I could start the season over, I would still play on this team.

Response (n = 46)	Frequency	Percent
Strongly Agree	18	39.1%
Agree	20	43.5%
Disagree	3	6.5%
Strongly Disagree	5	10.9%
Not Applicable	0	0.0%
No Response	0	0.0%

Varsity

23. If I could start the season over, I would still play on this team.

Response (n = 9)	Frequency	Percent
Strongly Agree	4	44.4%
Agree	3	33.3%
Disagree	2	22.2%
Strongly Disagree	0	0.0%
Not Applicable	0	0.0%
No Response	0	0.0%

Junior Varsity

23. If I could start the season over, I would still play on this team.

Response (n = 12)	Frequency	Percent
Strongly Agree	7	58.3%
Agree	4	33.3%
Disagree	1	8.3%
Strongly Disagree	0	0.0%
Not Applicable	0	0.0%
No Response	0	0.0%

C Team

23. If I could start the season over, I would still play on this team.

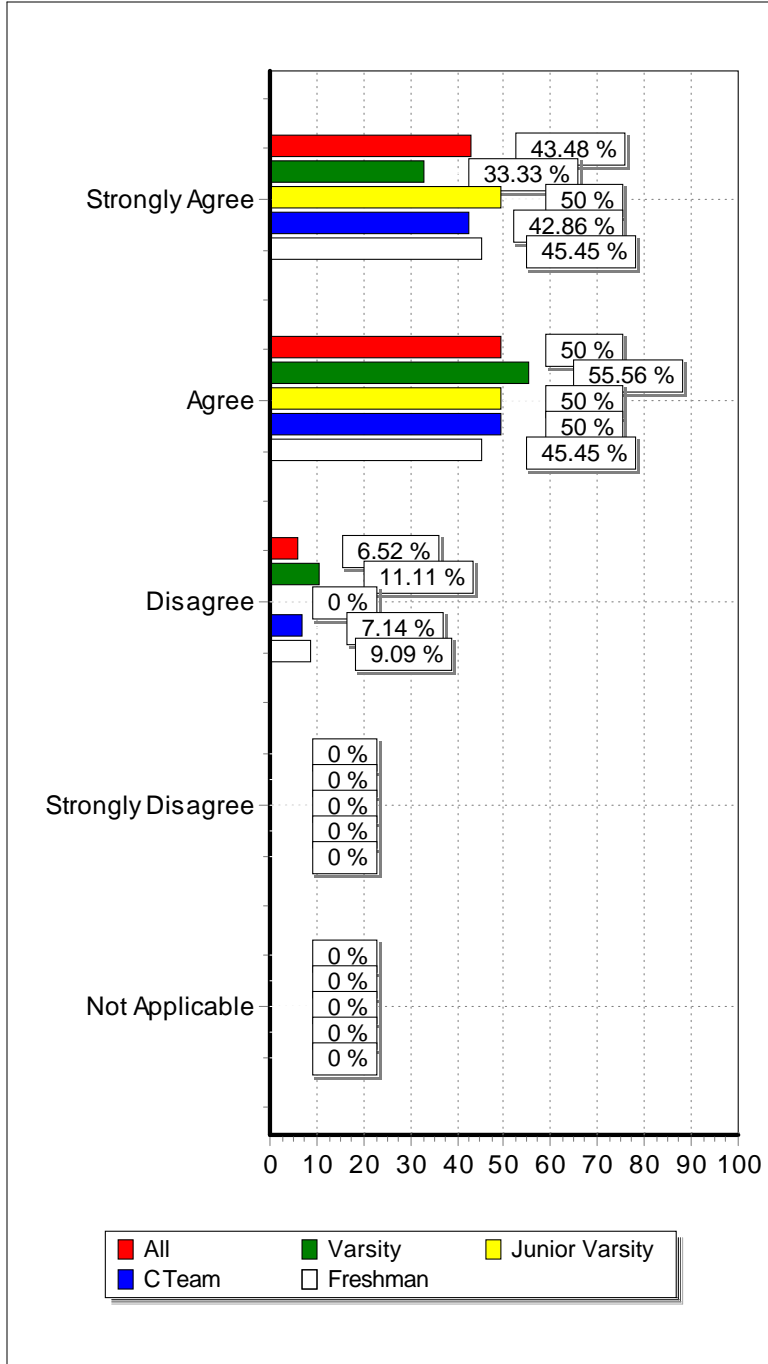
Response (n = 14)	Frequency	Percent
Strongly Agree	5	35.7%
Agree	8	57.1%
Disagree	0	0.0%
Strongly Disagree	1	7.1%
Not Applicable	0	0.0%
No Response	0	0.0%

Freshman

23. If I could start the season over, I would still play on this team.

Response (n = 11)	Frequency	Percent
Strongly Agree	2	18.2%
Agree	5	45.5%
Disagree	0	0.0%
Strongly Disagree	4	36.4%
Not Applicable	0	0.0%
No Response	0	0.0%

24. Overall, I would consider my participation in the athletic program to be a positive experience that has enriched me.



All

24. Overall, I would consider my participation in the athletic program to be a positive experience that has enriched me.

Response (n = 46)	Frequency	Percent
Strongly Agree	20	43.5%
Agree	23	50.0%
Disagree	3	6.5%
Strongly Disagree	0	0.0%
Not Applicable	0	0.0%
No Response	0	0.0%

Varsity

24. Overall, I would consider my participation in the athletic program to be a positive experience that has enriched me.

Response (n = 9)	Frequency	Percent
Strongly Agree	3	33.3%
Agree	5	55.6%
Disagree	1	11.1%
Strongly Disagree	0	0.0%
Not Applicable	0	0.0%
No Response	0	0.0%

Junior Varsity

24. Overall, I would consider my participation in the athletic program to be a positive experience that has enriched me.

Response (n = 12)	Frequency	Percent
Strongly Agree	6	50.0%
Agree	6	50.0%
Disagree	0	0.0%
Strongly Disagree	0	0.0%
Not Applicable	0	0.0%
No Response	0	0.0%

C Team

24. Overall, I would consider my participation in the athletic program to be a positive experience that has enriched me.

Response (n = 14)	Frequency	Percent
Strongly Agree	6	42.9%
Agree	7	50.0%
Disagree	1	7.1%
Strongly Disagree	0	0.0%
Not Applicable	0	0.0%
No Response	0	0.0%

Freshman

24. Overall, I would consider my participation in the athletic program to be a positive experience that has enriched me.

Response (n = 11)	Frequency	Percent
Strongly Agree	5	45.5%
Agree	5	45.5%
Disagree	1	9.1%
Strongly Disagree	0	0.0%
Not Applicable	0	0.0%
No Response	0	0.0%

Thank You!

**For the opportunity
to survey your athletic/
activity participants.**

**Your patronage is
greatly appreciated!**

**LifeTrack Services, Inc.
1271 Port Drive, Clarkston, WA 99403
1-800-738-6466
Fax: (509) 758-2162**