

HOW DO I REGISTER FOR CYCLE A REFRESHER

This year all refreshers are registered thru the LEARNING CENTER.

Go to the EPA Calendar to refresher schedule.

Each session is limited to 120 patrollers.

We request that you only reserve a spot if you are 100% sure you can attend.

The EPA Calendar is live and on-line - to view [CLICK HERE...](#)

After viewing EPA calendar, it is time to Reserve a Skill Location.

Log in at: www.nsp.org

(Note: The server is a bit slow, so it may take a few seconds to log in)

Click **"Center For Learning"** button on top Center of page.

Next page will show **"Featured Learning"** (Scroll down a bit to see)

Click on **"2023 OEC Refresher Cycle A Skills"**.

Next page - Click on "Choose Session"

This opens a listing sorted by "DATE" of OEC REFRESHERS.

Double Check Your Dates as there are Locations with TWO DATES.

Scroll down to the date and Ski Area of your choice and "ENROLL".

You will see a BANNER on top of your page.

"YOU ARE NOW ENROLLED"

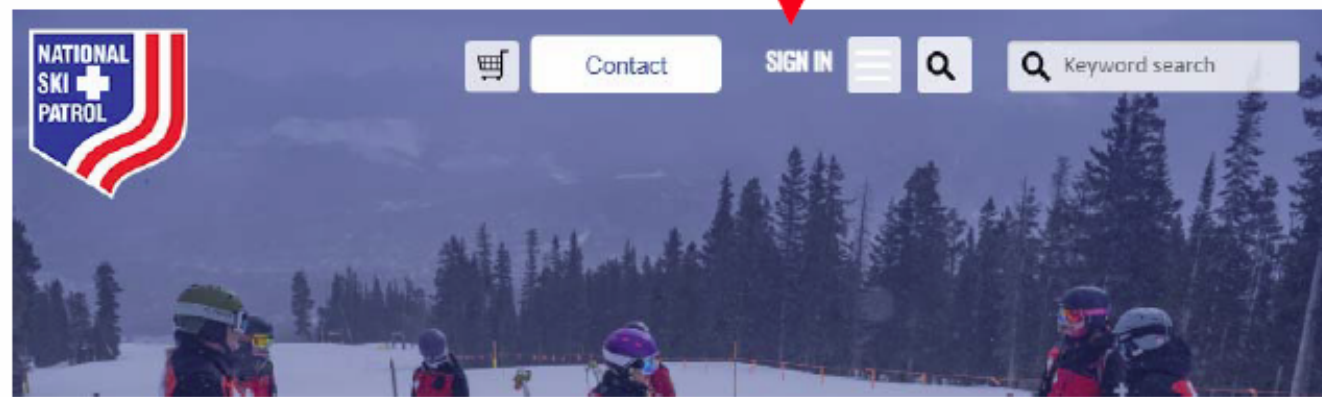
To confirm your selection, go to your Learning Center Home page.

Under "Current" Tab you will see your selection there.

NOTE - If you schedule changes, Please "UNENROLL"

This will open up a spot for another patroller.

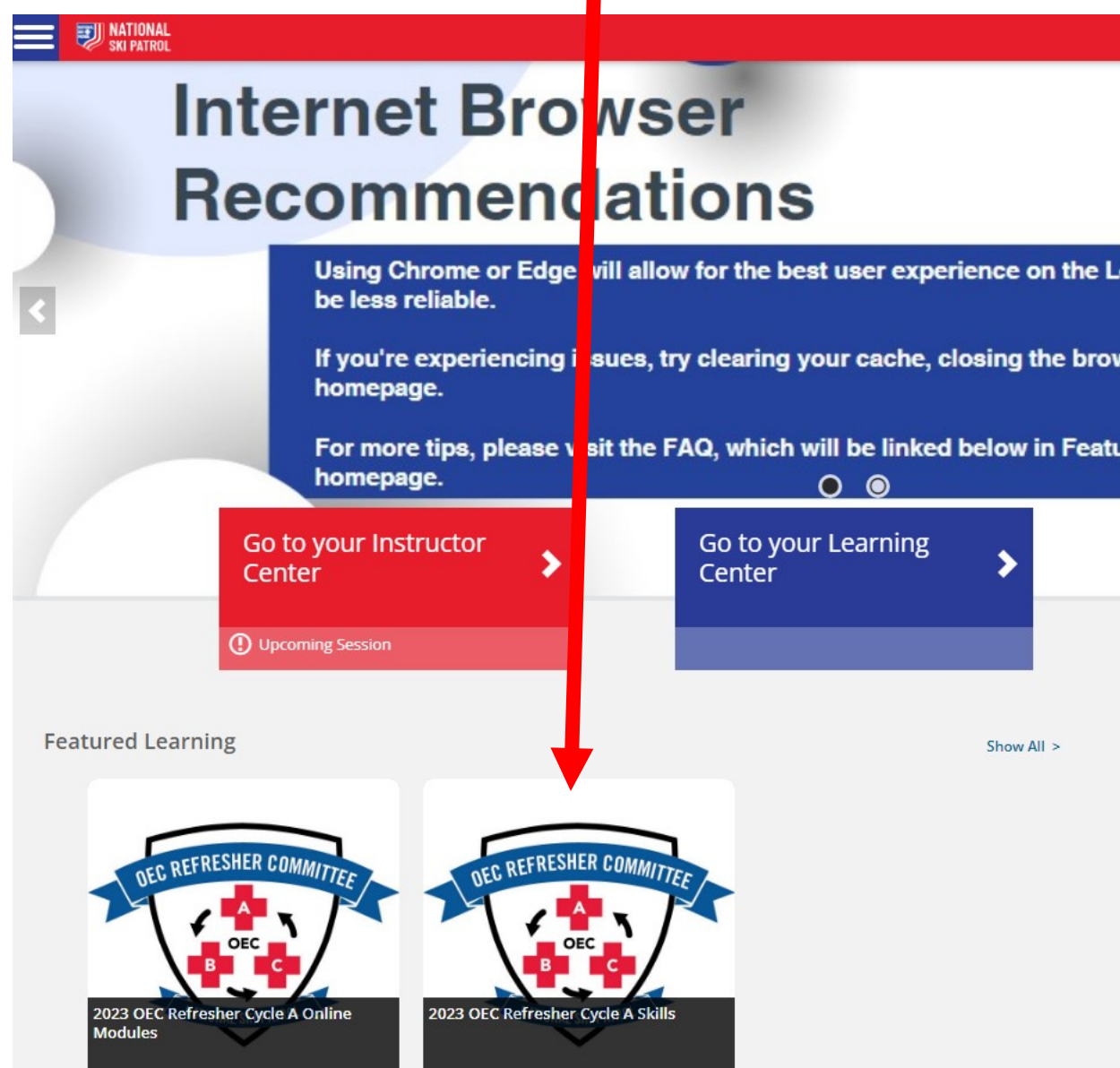
2 ↓



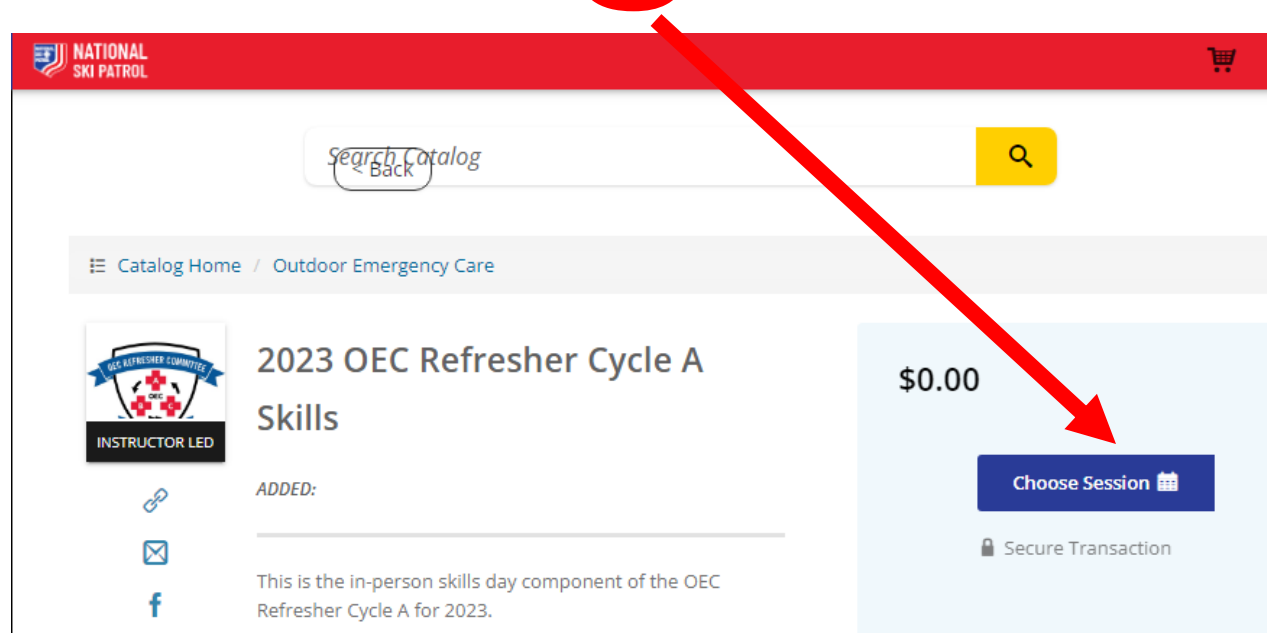
3 ↓



4 ↓



5 ↓



6 ↓

