

BRIEF
Kingston
Standardized
Cognitive
Assessment -
revised

(BriefKSCAr)

Administration and Scoring Manual

The Kingston Scales and Manuals can be freely downloaded from:
www.kingstonscales.org or
email: kcales@queensu.ca

© Copyright 2018 R.W. Hopkins, L.A. Kilik



TABLE OF CONTENTS	
Introduction	4
SUB-TEST SCORING	
1 Orientation	5
2 Word Recall	6
3 Abstract Thinking	7
4 Spatial Reversal	8
5 Clock Drawing	10
6 Perseveration	17
7 Delayed Word Recall	19
8 Word Recognition	20
Observations During Examination	21
<i>BriefKSCAr</i> Score Analysis Pages	23
Maximum Scores	25
NORMATIVE DATA	
Total Score Percentiles (Normals and Dementia - to nearest 5 percent)	26
Normal Group Statistics and Percentiles	27
Alzheimer's Disease Group Statistics and Percentiles	28
Alzheimer's Disease Education Norms Percentiles	30
Other Dementias Group Statistics and Percentiles	35
Depression Group Statistics and Percentiles	37
Normative Subject Frequency Distributions	39



Introduction

The *Brief* Kingston Standardized Cognitive Assessment-Revised is an instrument that has been designed to quickly screen individuals suspected of having brain damage; especially progressive dementias in the elderly. It is a test that can assess a number of cognitive capabilities but concentrates on those commonly associated with dementia, especially in the early stages. Individuals can be compared to a group of outpatients with probable Alzheimer's disease or to a community dwelling normal elderly sample. Norms are also provided for a group of out-patients who were diagnosed with depression, but not dementia. While it is not diagnostic, the *Brief*KSCAR alerts the user to the possibility of an existing organic process and raises the question of whether further evaluation is needed.

One of the main values of the *Brief*KSCAR is that it provides comprehensive screening of potentially brain damaged patients without special training or specially trained personnel, and can typically be completed in about 15 minutes.

The companion to this manual is the "Assessment Form" which is the protocol used to assess a patient and contains all of the forms necessary; only a pencil needs to be provided.

In addition to the *Brief*KSCAR, there is the *Brief*KSCAR which is a longer and more wide ranging version. While the full *Brief*KSCAR is recommended for initial or more comprehensive screening, especially when the scope of the possible brain damage is unclear, the *Brief*KSCAR can also be used as a fast and reliable bedside procedure that yields far more data than other cognitive screening tools commonly in use, such as the MMSE. It can also be used to monitor a patient's change over time.

General Scoring Notes:

- Many elderly people have some degree of hearing loss; make sure the patient understands the questions and instructions. Speak slowly and clearly; ask him/her to let you know if he/she has trouble understanding you. Repeat if necessary. In addition, many patients have some degree of visual impairment; make sure the patient can see the designs and pictures adequately.
- If the patient has enough difficulty in hearing instructions or seeing the designs to make interpretation of the results questionable, **DO NOT SCORE THOSE ITEMS.**
- If the patient gives a wrong response but corrects him/herself spontaneously, **BEFORE** starting the next sub-test, the second response **IS** scored; but **DON'T** use the self-corrected answers that occur after you have gone on to something else, use the original response for scoring purposes.
- If you wish to probe a patient further (i.e., "testing the limits") you may do so; make note of any additional responses, but **SCORE ONLY THE ORIGINAL RESPONSE.**
- **WRITE DOWN ALL RESPONSES.** The response lines are provided not just to make occasional notes but to make the *Brief*KSCAR a complete record of the assessment that can be compared to future examinations.
- **IF A SUB-TEST IS NOT SCORED FOR ANY REASON, A TOTAL SCORE CANNOT BE OBTAINED, NORMALLY HOWEVER, FAILURE OF A PATIENT TO COMPLETE A SUB-TEST RESULTS IN A SCORE OF ZERO FOR THAT SUB-TEST.**



Introduction

The Use of This Manual

While each Assessment Form contains administration instructions and some statistical data, this manual does so in greater detail, and in addition, provides information about the scoring and interpretation of the *BriefKSCAr*. Each sub-test section is organized under the same headings: **Name, Purpose, Administration Instructions** (with what the examiner actually says to the patient shown in **UPPER CASE AND BOLDED**), **Scoring Procedure, Maximum Total Score, Acceptable Answers** (and sometimes unacceptable answers), **Interpretation, Templates** (where applicable), and **Examples** (where applicable).

One feature found in the *BriefKSCAr* that is rarely found in other scales, is the provision of templates to aid in scoring the items where the subject is asked to draw something. The templates are produced in the proper size to allow the examiner to place the patient's reproduction over top of the template to determine whether the angles or spacing etc, is correct.

While each sub-test has an interpretation section, this is only intended as a guide. Those listed are common interpretations, used most frequently when a patient is suffering from a progressive dementia such as Alzheimer's Disease. However, where different etiologies are involved, alternative interpretations may be applicable.

An important part of the *BriefKSCAr* is the section entitled "Observations During Examination". This is a simple checklist for the clinician to make observations about the behaviour of the patient during assessment. It allows one to make note of language and other important behaviours. It is particularly useful for picking up behaviour changes that are not noted by cognitive assessment alone.

This manual contains statistics (i.e. means, percentiles, etc.) for groups of normal elderly (p. 25), Alzheimer's patients (p. 26), and a group of depressed patients (p. 27). The group labelled "**Dementia**", on the "Score Analysis Pages" is the **Dementia - Alzheimer's group**. When newly assessing a patient for whom there is no definitive diagnosis, this group should be used for a first comparison. If the individual is known, or suspected of having a diagnosis of depression, then that group should be used for comparison purposes. It should be noted that the Alzheimer's group used in these norms is drawn from a mostly community living sample (i.e. over 90% of the sample lived in the community either with or without supports). It is important to consider the type of patient when interpreting the scores.

A more complete and effective assessment of a suspected dementia should also include a behavioural assessment, such as can be obtained by using the **Kingston Standardized Behavioural Assessment (KSBA)** (Hopkins R, Kilik L, Day D, Bradford L, Rows C, 2006 "Kingston Standardized Behavioural Assessment" *Am J Alzheimer's Dis*, **21**: 339-346).

Hopkins R, Kilik L, Day D, Rows C, Hamilton P. 2005. The Brief Kingston Standardized Cognitive Assessment -Revised. *Int J Geriatr Psychiatry* **20**, 227-231.



SUBTEST NO. 1		ORIENTATION
Purpose	To assess recent memory through general level of orientation to person, time and place.	
Administration Instructions	Ask each as presented in quotation marks below. [REMEMBER TO WRITE DOWN ALL RESPONSES]	
Scoring Procedure	One point per question is given for each correct response.	
Maximum Total Score	10	
Interpretation	A poor performance suggests problems with short term or recent memory. This is a common finding in typical dementias such as Alzheimer's disease but is not necessarily a prominent feature in other forms of dementia. Especially those that are not progressive such as delirium.	
Acceptable Answers		
1. "WHAT IS YOUR FULL NAME?"	- at least one given name & last name	
2. "WHAT IS YOUR AGE?"	- age, not 'date of birth', if they give DOB say "Yes, but how old does that make you."	
3. "WHAT IS YOUR BIRTH DATE?"	- date of birth, not 'birthday'	
4. "WHERE ARE WE NOW?"	- at least 'hospital', or type, or name of institution - whatever type of building it is (e.g., house, apartment, nursing home)	
5. "WHAT CITY (TOWN etc.) IS THIS?"	- name of city, town, village (not subdivision)	
6. "WHAT DAY OF THE WEEK IS THIS?"	- correct day	
7. "WHAT MONTH IS THIS?"	- correct month	
8. "WHAT YEAR IS THIS?"	- correct year	
9. "WHAT IS THE TIME OF DAY?"	- correct time within 90 min.	
10. "WHAT IS THE SEASON?"	- correct season	



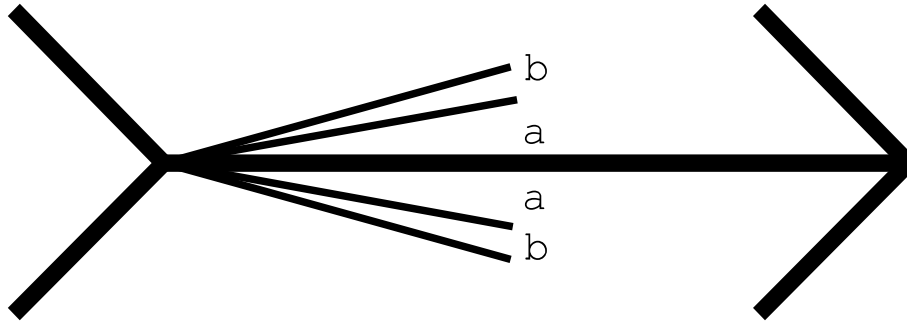
SUBTEST NO. 2		WORD RECALL
Purpose	To assess short term verbal memory	
Administration Instructions	Use the 10 word list (TABLE, FOOTBALL, WINDOW ... APPLE). Using a blank sheet of paper (supplied), slide it down the list of words, sequentially exposing the list one word at a time. Present each word for 2 seconds. Ask the subject to “PLEASE READ ALOUD EACH WORD THAT I SHOW YOU.” DO NOT TELL THE SUBJECT TO TRY AND REMEMBER THEM. After presenting all 10 words, cover the list completely or otherwise ensure that it is not visible and ask the subject “PLEASE TELL ME AS MANY OF THE WORDS FROM THAT LIST AS YOU CAN, IN ANY ORDER.”	
Scoring Procedure	1 Point for each correct response.	
Maximum Total Score	10	
Interpretation	Poor performance on short term recall tasks such as this is a common feature in most forms of brain damage.	
Acceptable Answers	The recalled words must be exact, no synonyms.	



SUBTEST NO. 3		ABSTRACT THINKING
Purpose	To assess one's ability to perform abstract reasoning.	
Administration Instructions	Ask each question as written. Prompt responses only on the first two.	
Scoring Procedure	General Remarks: 2 Points - highest level of appropriate abstraction or major use 1 Point - minor similarities; superficial or descriptive only	
Maximum Total Score	8	
Interpretation	Difficulties with this task suggest problems in abstract reasoning, which is an executive function often associated with frontal lobe damage.	
Acceptable Answers		
1. "In what way are carrots and beans alike?"	2 Points - vegetables; you eat them; food; 1 Point - have vitamins; grow in ground; plants; If patient fails to give a 2-point answer say, "THEY ARE BOTH VEGETABLES."	
2. "In what way are a shirt and a sweater alike?"	2 Points - clothing; apparel; attire; you wear them; 1 Point - they are made of cloth (material); have sleeves (buttons); cover upper part of the body; [same help as above]	
3. "In what way are a dog and a cow alike?"	2 Points - animals (mammals); 1 Point - they have 4 legs; are found on farms. [no help]	
4. "In what way are a car and a bicycle alike?"	2 Points - means of transportation (travelling); vehicles; - they take you places; you ride them; 1 Point - they have wheels; carry people; you steer them. [no help]	



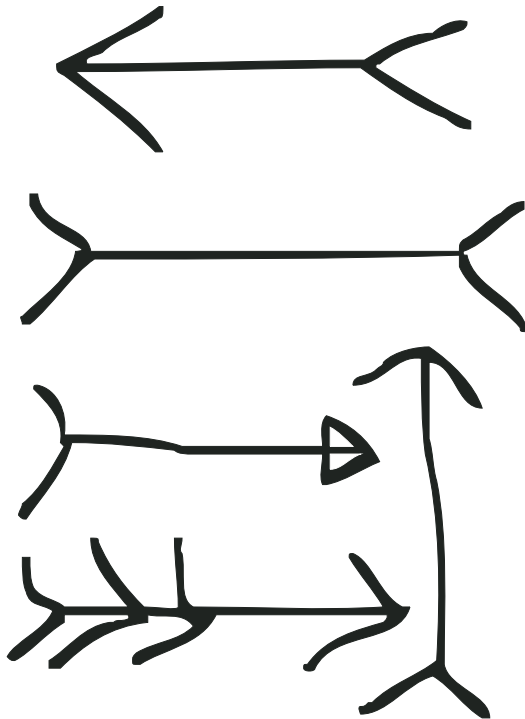
SUBTEST NO. 4		SPATIAL REVERSAL
Purpose	To assess one's ability to spatially reverse an object from the way that it was presented.	
Administration Instructions	Point to the arrow . "NOW I WANT YOU TO DRAW ANOTHER ONE LIKE THIS, BUT THIS TIME POINTING THE OPPOSITE WAY" Avoid indicating direction.	
Scoring Procedure	5 Points - arrow must be in opposite direction - Horizontal axis rotated less than 15 degrees. Use Figure H-a. Place left edge of drawing parallel to left edge of template so that left vertex is on point 'C'. 'Shaft' of arrow should be between the lines marked 'b';	
Maximum Total Score	5	
Interpretation	Inability to reverse a figure is an indication of at least moderate spatial dysfunction.	
Acceptable Answers	see examples below	



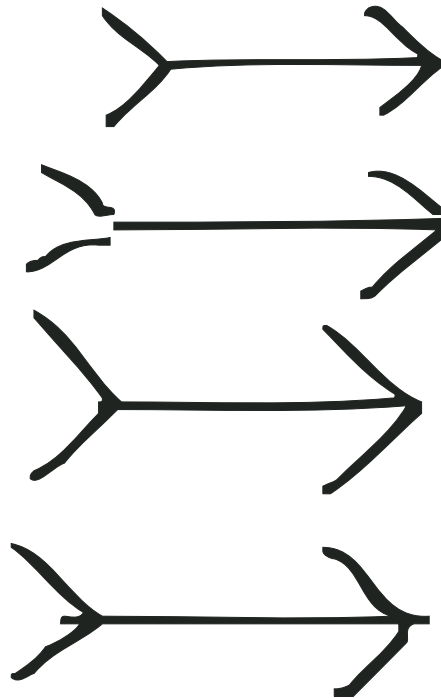
Template: Figure A

Examples:

0 Points



5 Points

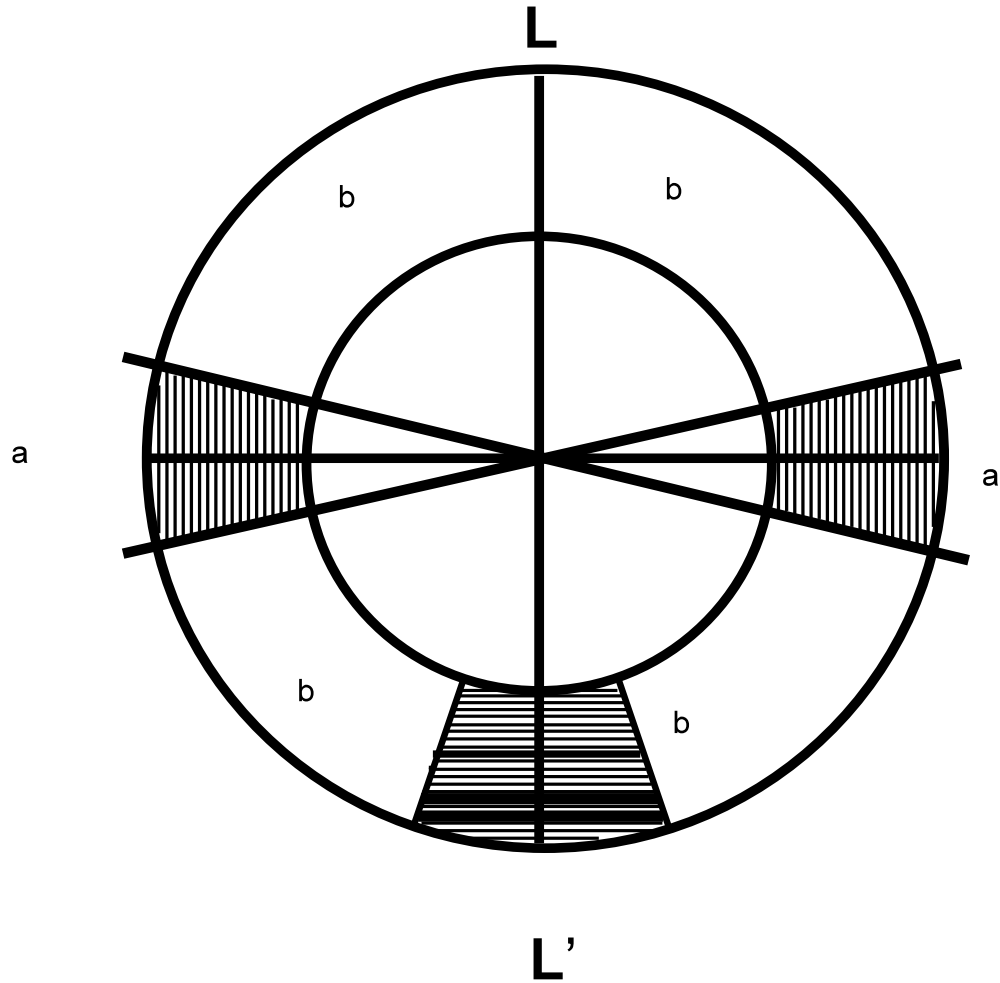




SUBTEST NO. 5		CLOCK DRAWING
Purpose	Clock drawing is another test of visual-motor functioning.	
Maximum Total Score	7	
Interpretation	Clock drawing is a sensitive measure of visual-motor function, and problems with this task are often seen as an early sign of dementia.	
Administration Instructions a) NUMBERS [1 st blank - circle]	"I WANT YOU TO WRITE IN THE NUMBERS, AS ON A CLOCK FACE" If patient writes only some of the numbers, e.g. 3,6,9,12, say, "PLEASE, WRITE ALL OF THE NUMBERS" Make sure that the top of the clock (i.e. the 12), is at the top of the page. If not, mark top (i.e. patient's top).	
Scoring Procedure a) NUMBERS	USE FIGURE I and examples on page 35. 2 Points - numbers 1 - 12 (and no extra numbers) fairly straight and nearly evenly spaced around periphery, with the 12 at the top. When the reproduction is placed over Figure I with the 12 placed at the top of vertical line (L L'), the major part of the 3, 6 and 9 should be in the appropriate areas marked 'a'; - main bodies of <u>ALL</u> numbers should be within the outer ring marked 'b'; - not more than one number rotated 90 degrees or more 1 Point - some distortion in spacing of numbers is acceptable, i.e., when reproduction is placed over Figure I, so that the 12 lies on the vertical line (L L'), the major part of any <u>2</u> of the numbers 3, 6 and 9 should be in the appropriate areas marked 'a'; - main bodies of all but <u>1</u> of the numbers should be within the outer ring 'b'; - no extra numbers can be included	
Maximum Score a) NUMBERS	2	



SUBTEST NO. 5		CLOCK DRAWING
Administration Instructions b) 9:00 [2 nd blank - circle]	"ON THIS CIRCLE DRAW IN THE HANDS TO MAKE IT SAY 9 O'CLOCK."	
Scoring Procedure b) 9:00	USE FIGURE J and examples on page 36. 2 Points - using Figure J, the vertex should be centred within the area marked 'a', the 'hands' should fall in the tracks marked 'b'. - 'hands' should be connected (or almost connected) at an approximate right angle; - hour 'hand' SHORTER than minute 'hand'. 1 Point - connecting point of 'hands' off-centre but within the larger central circle marked 'c'; - hour 'hand' NOT LONGER than minute hand; - if 'hands' are not connected, both should radiate from larger central area marked 'c'	
Maximum Score b) 9:00	2	
Administration Instructions c) 10:05 [3 rd circle - numbered]	"NOW TRY THIS ONE. PUT IN THE HANDS FOR 5 PAST 10. MAKE IT SAY 5 PAST 10"	
Scoring Procedure c) 10:05	- follow scoring guidelines for 9:00 o'clock. See examples on page 37. - place 10:05 clock face over Figure J, and rotate it so that the numbers 10 and 1 are inside the shaded areas marked 'a';	
Maximum Score c) 10:05	2	
Administration Instructions d) 8:20 [4 th circle - numbered and hands]	Say , "WHAT TIME IS IT ON THIS CLOCK?"	
Scoring Procedure d) 8:20	1 point for 8:20 (or 20 past 8)	
Maximum Score d) 8:20	1	



Templates: - Figure I

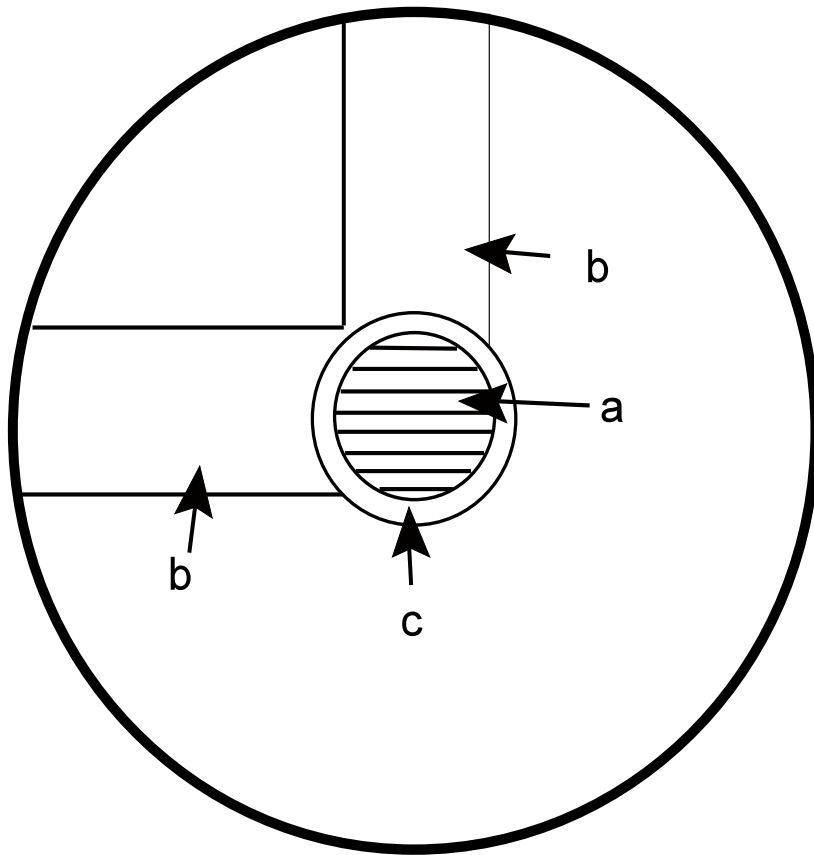


Figure J

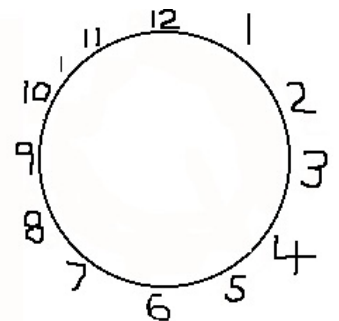
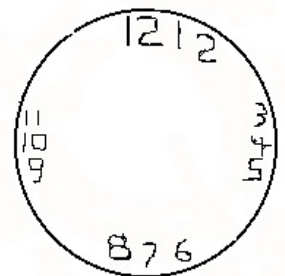
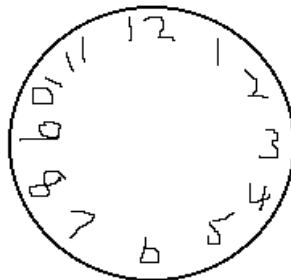
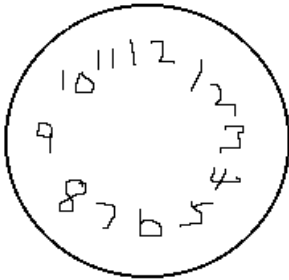
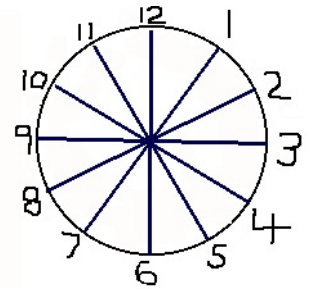
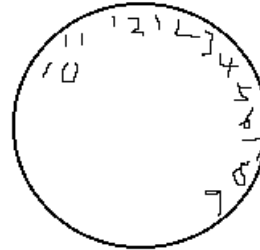
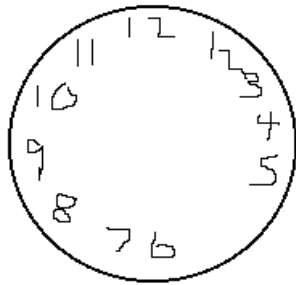
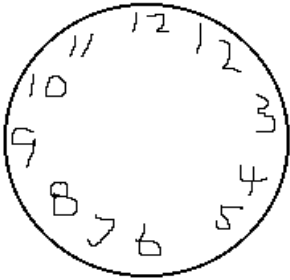


Examples: - Numbers:

2 Points

1 Point

0 Points

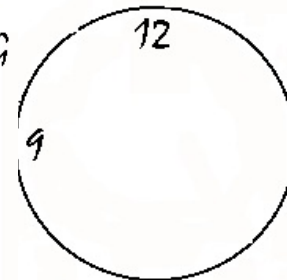
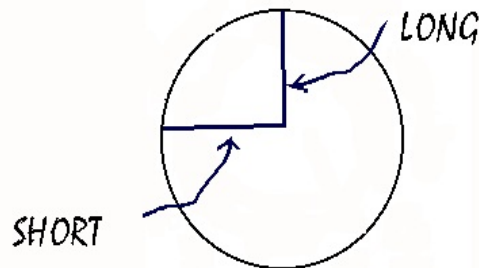
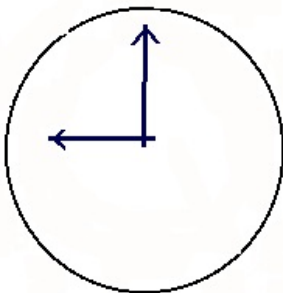
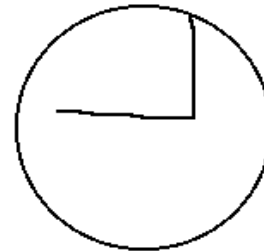
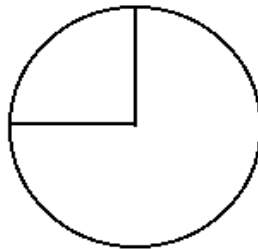
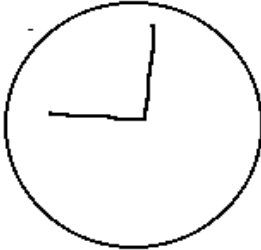
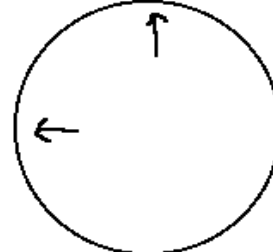
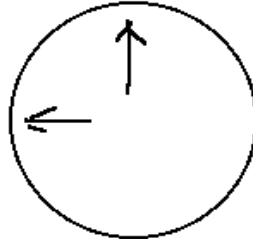
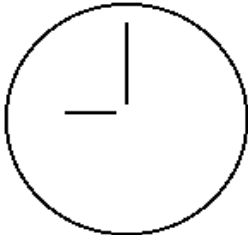
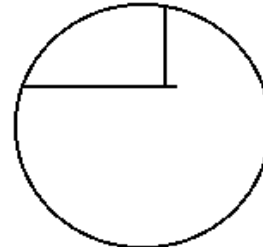
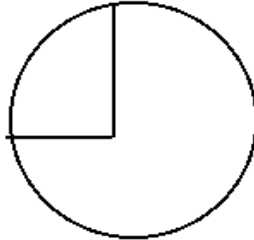
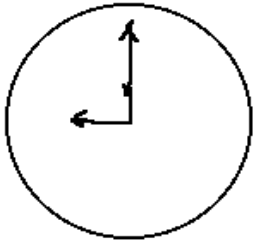


9:00:

2 Points

1 Point

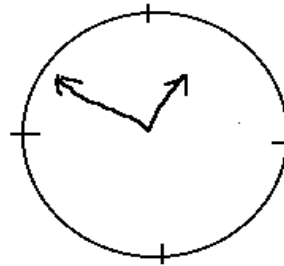
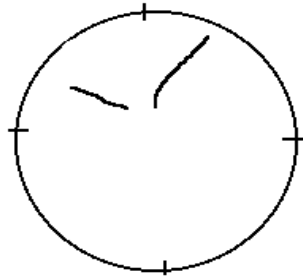
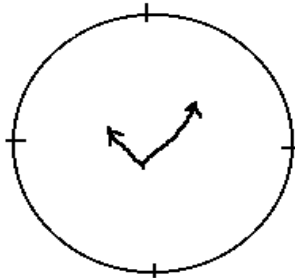
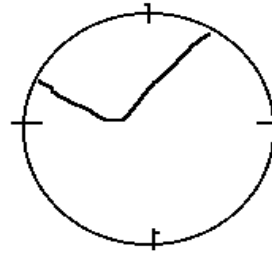
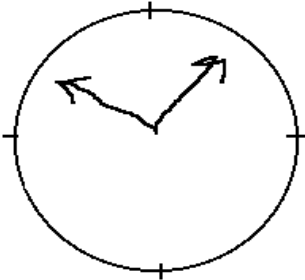
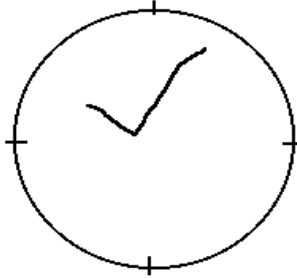
0 Points



10:05: 2 Points

1 Point

0 Points

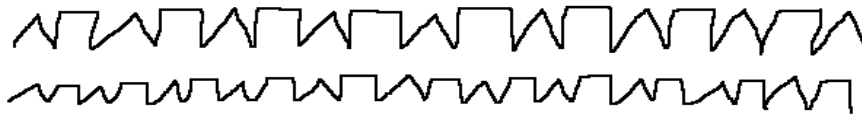





SUBTEST NO. 6		PERSEVERATION
Purpose	To assess one's ability to perform several complex repetitive motor tasks without repeating parts of the task out of sequence.	
Administration Instructions a) Motor Pattern	Demonstrate touching table alternately first with palm of hand and then with fist on edge, i.e., thumb facing up. Movements should be alternated at a rate of not faster than one movement per 1/2 second and no slower than one movement per second. Have the patient copy your motions for 5 trials or until you are sure that the patient has learned the pattern. If patient is unable to learn the task within 10 trials, discontinue and score 0. If patient has successfully learned the task, say: "I WANT YOU TO REPEAT THIS MOVEMENT ON YOUR OWN UNTIL I SAY 'STOP'." If their response degrades before 5 repetitions, say "STOP" . Otherwise let him/her do at least five repetitions using his/her preferred hand.	
Scoring Procedure	1 Point - if patient is able to complete at least 5 repetitions on his/her own, without any alternation errors.	
Administration Instructions b) Visual Pattern	"I WANT YOU TO COPY THIS PATTERN. START COPYING BELOW THE EXAMPLE, AND THEN CONTINUE IT TO THE END OF THE PAGE. START HERE..." (Pointing to the correct position.) Encourage patient to continue to right margin of page.	
Scoring Procedure	1 Point for any reasonable copy; rectangular and pointed shapes should be clearly distinguished; 1 isolated error EARLY ON is permissible.	
Maximum Total Score	2	
Interpretation	Problems with these tasks are usually indicative of an inability to switch cognitive sets, and is associated with frontal lobe dysfunction.	

Examples: -

1 Point



0 Points





SUBTEST NO. 7		DELAYED WORD RECALL
Purpose	To assess short term verbal memory with a delay of 10 to 15 minutes.	
Administration Instructions	After 15 minutes (approximately) ask the subject "PLEASE TELL ME AS MANY WORDS THAT YOU CAN REMEMBER FROM THE LIST THAT I SHOWED TO YOU EARLIER, IN ANY ORDER."	
Scoring Procedure	1 Point for each correct response	
Maximum Total Score	10	
Interpretation	A delay between learning and recall is not usually problematic for someone without brain damage, but if brain damage is present it often shows up as a reduced capacity to remember material after a delay. This is often one of the first signs of brain damage.	
Acceptable Answers	Responses must match the words on the list exactly. Substitutions or intrusions are not scored but should be noted.	



SUBTEST NO. 8		WORD RECOGNITION
Purpose	To assess one's ability to make use of partial information in assisting one to recognize learned material.	
Administration Instructions	After completing the delayed recall, show the subject the second list of 20 words [2 sheets] (TABLE, HOUSE, BOWL, .. BIRD), point to the first word and say to the subject "DID YOU SEE THIS WORD ON THE LIST THAT I SHOWED TO YOU EARLIER OR IS THIS A NEW WORD?" Repeat these instructions for the 2nd word. But for the 3rd word say "HOW ABOUT THIS ONE?" For the 4th word onward, use either instruction as seems necessary. After completing the 1st page, go to the second one (GLOVE, KING)	
Scoring Procedure	1 Point for each word correctly identified as being either "in" or "not in" the list. Divide points by 2 for total score out of 10. i.e. $IN/10 + NOT\ IN/10 = Total/20 \div 2$ (max = 10)	
Maximum Total Score	10	
Interpretation	Usually patients suffering from Alzheimer's disease will perform relatively poorly on free recall and delayed recall, but will perform at near normal levels on recognition memory.	

Instructions for	OBSERVATIONS DURING EXAMINATION
Purpose	These short scales allow the clinician to rate certain behaviours observed during the assessment procedure.
Administration Instructions	This section is used to rate patient behaviour during the examination. Items a and b are rated from 1 to 5. A normal rating is 3 and values above or below 3 indicate the degree of deviation from normal. Items c to j are rated from 1 to 3. A normal rating is 1, and 2 or 3 indicate the degree of deviation from normal.
Scoring Procedure	Although this is not part of the total score, it is an important part of creating an impression of the individual's presentation and a valuable aspect of the overall clinical picture.

BEHAVIOUR AT TIME OF EXAMINATION

a] OVERLY PERSISTENT 1 2 **3** 4 5 GIVES UP EASILY

- Did the patient work persistently and refuse to give up on tasks, or did he/she stop as soon as he/she encountered any difficulty or frustration?

b] UNCONCERNED 1 2 **3** 4 5 ANXIOUS

- Did the patient show any undue anxiety about the examination, or did he/she act as if he/she was completely unconcerned?

c] RELAXED **1** 2 3 RESTLESS

- Was the patient relaxed, at ease with the examination or was he/she restless, having difficulty attending to tasks because of it?

d] FULLY ALERT **1** 2 3 DEPRESSED LEVEL
OF CONSCIOUSNESS

- Was the patient fully alert or was his/her level of consciousness decreased?

e] GOOD CONCENTRATION **1** 2 3 EASILY DISTRACTED

- Was the patient able to concentrate on the tasks without too much difficulty, or was he/she easily distracted and have difficulty concentrating?

f] COOPERATIVE **1** 2 3 UNCOOPERATIVE

- Was the patient cooperative to the examination procedures or was he/she less than willing to participate?



LANGUAGE USAGE

g] ARTICULATION GOOD **1** 2 3 ARTICULATION POOR
- Was the patient's articulation good, or did he/she have difficulty pronouncing words (either common or uncommon)?

h] SPONTANEOUS SPEECH **1** 2 3 SPEAKS ONLY WHEN
SPOKEN TO
- Did the patient speak spontaneously to a normal degree or was he/she reluctant to speak?

i] FLUENT SPEECH **1** 2 3 NON FLUENT SPEECH
- Was the patient able to speak fluently, without obvious breaks or periods where he/she was searching for words?

j] NORMAL SPEECH **1** 2 3 PERSEVERATIVE SPEECH
- Did the patient display a number of perseverative behaviours in his/her speech, such as repeating words or phrases over and over again? Was there repetition of ideas or responses, such as giving the same specific response (versus a general response such as "I don't know") to different questions?

Brief KSCAr SCORE ANALYSIS PAGES

This section of the *BriefKSCAr* is designed to make the analysis of the scores easier and more meaningful. To aid in this, the *BriefKSCAr* scores are translated into **percentiles** which make the scores more easily compared across patients. Percentiles are a simple way of describing how a person did relative to a larger group of other people on a particular task. If there were a number of different people being compared on a test, their performances would vary; some would do poorly and others would do very well. These scores could then be ranked from lowest to highest. Percentiles do this using a scale of 1 to 100. Someone with an excellent score would have more people who did worse than them, and fewer who did better, so their ranking would be higher (e.g., the 90th percentile). Conversely, someone who did poorly on that test would be ranked lower, as more people were able to do better (e.g., the 20th percentile). If someone has a score at the 70th percentile, it can be said that he or she performed as well or better than 70 percent of the people that have taken the test. If you were a person with a score that was right in the middle, you'd be ranked at the 50th percentile, meaning there were as many people who did better than you on that test as there were people who did worse than you. In general, percentiles make interpreting performance easier, as scores are always converted to a scale of 1 to 100.

After a patient has completed a *BriefKSCAr* and you have scored all the sub-tests, tally the scores on the "Scoring Summary" (page 19), then, use the "Score Analysis Pages" (20-21) and follow the steps as outlined below in order to calculate the percentiles and determine the patient's level of performance.

STEP 1: MAKE AN ESTIMATION OF THE LEVEL THAT THE PATIENT FUNCTIONED AT PRIOR TO HIS OR HER CURRENT ILLNESS (or condition that resulted in this assessment).

This is called the **premorbid** level of functioning.

Did the individual have more than average education (or less)? Did the individual have a number of hobbies? More education, and more hobbies or interests usually indicate higher levels of functioning. How do family and friends regard the individual? Do they describe the individual as "smart", "very bright" or "clever", or the opposite, or "average". Remember that most people will fall into the "average" range unless, you have some clear evidence such as suggested above, that they functioned above or below it.

STEP 2: USING THE "SCORE ANALYSIS PAGE 1" (Assessment Form Page 20), LOCATE THE CHART LABELLED "NORMALS" AND CIRCLE THE PATIENT'S TOTAL SCORE (left hand column). READ THE CORRESPONDING PERCENTILE FROM THE MIDDLE COLUMN. THE THIRD COLUMN, (i.e. right hand column), WILL SHOW WHAT RANGE THE TOTAL SCORE FALLS IN. (See Note 1.)

STEP 3: IS THE PATIENT'S SCORE IN OR ABOVE THE RANGE (Premorbid Estimate) THAT YOU ESTABLISHED IN STEP 1? IF SO, NO FURTHER ANALYSIS IS REQUIRED. THE PATIENT IS NOT LIKELY SHOWING ANY MEASURABLE DECLINE FROM PREVIOUS LEVELS. THEREFORE, SIGNIFICANT DEMENTIA IS UNLIKELY.

ON THE OTHER HAND, IF THE PATIENT'S CURRENT LEVEL OF FUNCTIONING IS BELOW YOUR ESTIMATED PREMORBID LEVEL, MOVE ON TO STEP 4. (See Note 2.)

STEP 4: NOW COMPARE THE PATIENT'S TOTAL SCORE TO THE 'DEMENTIA' DISTRIBUTION USING "SCORE ANALYSIS PAGE 2" (Page 21), OBTAINING BOTH THE PERCENTILE AND DESCRIPTIVE RANGE FOR THAT SCORE.

NOTES:

- 1 **What do I do first?** - The *BriefKSCAr* is designed to compare an individual's performance to a large number of other people who have already taken the test. In fact, it is used to compare two different groups: healthy NORMAL elderly people living in the community, and people with identified DEMENTIA. The first comparison is always with the NORMALS.
- 2 **Is there a problem?** - Remember, it is from this analysis that one determines whether or not the individual is likely suffering from a dementia.
3. **What if a score falls between two percentiles?** - If the score falls between two percentiles (e.g. a total score of 29 falls between the 30th and 35th percentiles for normals), one can say that the score is at "approximately the 34th percentile", or falls "just below the 35th percentile", or "just above the 30th percentile".
4. **Can one get half scores?** - It should also be noted that due to Word Recognition, half scores are often possible. For brevity, only some are shown in the percentile conversion charts.
- 5 **Can I use raw scores?** - When comparing a patient to another, or to a group, it is most important to use only **percentiles** (or descriptive ranges) in the discussion and comparison of patients assessed by the *BriefKSCAr*. Raw scores have no particular meaning and are not directly interpretable, they are used only to calculate the percentiles.

However, when comparing a patient's performance to a previous one, it is appropriate to compare **raw scores**. If the individual previously received the full *BriefKSCAr*, one only has to add up the scores of the sub-tests that make up the *BriefKSCAr*, and compare them to the new *BriefKSCAr* raw scores.
- 6 **Different charts, different values?** - It should be noted that the percentile conversion charts for each group in the back of this manual and the "Total Score Percentiles" chart on page 24 (of this manual) are set up differently. The chart on page 24 is divided up into intervals of every 5 percentile points (e.g. 30th, 35th, 40th etc.) with the scores calculated to fit them. This often produces scores that are not possible to actually obtain, but are mathematically correct (e.g. 33.3, 33.8). On the other hand, the group charts in the back of this manual use actual scores (e.g. 37, 38, 39 ...) with the corresponding percentiles calculated to fit, and often appear as fractions (e.g. 72.7, 74.8, 75.8...). Quoting percentiles as decimal fractions is mathematically acceptable. In the Assessment Form Score Analysis Pages a combination of these styles are used. Only obtainable scores with their approximate percentiles are given for roughly every 5 percentile points.
- 6 **My patient couldn't complete all of the subtests. Can I still get any useable information from the *BriefKSCAr*?** - In clinical practice, this situation can arise with individuals who have significantly impaired vision, such as in cases of advanced cataracts or Macular Degeneration; it can also occur if the person doesn't have sufficient motor control to use a pencil. Alternatively, in very rare cases, a patient may discontinue the test before its completion. In these cases, you can still use the information from any of the subtests that were completely administered. Simply look up the sub-test percentile values that are provided in the manual. You can then comment on where the person is functioning within that sub-test with respect to the percentiles. If you feel that additional testing data are needed, a referral for neuropsychological testing would be appropriate.
- 7 At this point, a cautionary note about sub-test percentiles is warranted. As mentioned above in note 2, percentiles, where the range of possible values is limited, often appear very low, and this is especially true in the case of sub-test scores. Again, it has to be remembered that even with a perfect score (e.g. 10 out of 10) the given percentile may be very low (e.g. 6.1). This seemingly strange result arises when, in this example, 93.9% of the sample all scored 10. Therefore, the percentile range is really from 6.1 to 100, but by convention the lower value is used. However, it must be remembered that the true percentile position could be considered 100. A score of one point less (i.e. 9 out of 10) may be listed as at the 2nd percentile. Meaning that it actually has a range from as low as the 2nd and as high as to the 6th percentile.



MAXIMUM SCORES

SUB-TESTS

ORIENTATION	10
WORD RECALL	10
ABSTRACT	8
SPATIAL REVERSAL	5
CLOCK	7
PERSEVERATION	2
DELAYED WORD RECALL	10
WORD RECOGNITION	10
TOTAL SCORE	62



TOTAL SCORE - PERCENTILES

DEMENTIA

TOTAL SCORE	PERCENTILE
16	5
19	10
22.5	15
24.5	20
26	25
28.2	30
29.2	35
30	40
31.3	45
32.2	50
33.3	55
33.8	60
35.3	65
36	70
39	75
40	80
41.3	85
42.5	90
45	95

NORMALS

TOTAL SCORE	PERCENTILE
44	5
44.5	10
45.3	15
46.5	20
47.5	25
47.8	30
48.3	35
48.8	40
49	45
49.3	50
49.8	55
50	60
50.3	65
51	70
51.3	75
51.8	80
52	85
55	90
55.5	95



NORMAL GROUP

	MEAN	STD DEV	STD ERR	MIN	MAX
AGE OF SUBJECT	72.58	8.21	2.13	62	92
YEARS OF EDUCATION	12.42	3.13	0.70	4	19
ORIENTATION	9.98	0.13	0.03	9	10
WORD RECALL	5.32	1.50	0.36	2	9
ABSTRACT REASONING	7.82	0.39	0.10	7	8
SPATIAL REVERSAL	5.00	0	0	5	5
CLOCK TEST	6.72	0.87	0.22	2	7
PERSEVERATION	1.98	0.13	0.03	1	2
DELAYED RECALL	4.07	1.76	0.44	0	9
WORD RECOGNITION	8.45	1.11	0.26	5	10
TOTAL SCORE	49.33	3.88	0.97	42	60

n = 60 (Males = 20 (33.3%) Females = 40 (66.7%))

NORMALS - TOTAL SCORE PERCENTILES			
SCORE	PERCENTILE	SCORE	PERCENTILE
60	98.3	48.5	37.3
56	96.6	48	32.2
55.5	94.9	47.5	25.4
55	89.8	47	22
54.5	86.4	46.5	20.3
52	84.8	46	18.6
51.5	78	45.5	17
51	69.5	45	13.6
50.5	67.8	44.5	11.9
50	59.3	44	5.1
49.5	52.5	43	1.7
49	44.1		



DEMENTIA - ALZHEIMER'S DISEASE GROUP *

	MEAN	STD DEV	STD ERR	MIN	MAX
AGE OF SUBJECT	78.55	6.03	0.93	58	90
YEARS OF EDUCATION	11.37	3.21	0.50	3	20
DURATION OF ILLNESS	2.33	2.04	0.31	0	10
ORIENTATION	8.16	2.21	0.34	2	10
WORD RECALL	2.47	1.62	0.25	0	7
ABSTRACT REASONING	5.86	2.34	0.36	0	8
SPATIAL REVERSAL	2.75	2.50	0.39	0	5
CLOCK TEST	3.59	2.38	0.37	0	7
PERSEVERATION	1.49	0.67	0.10	0	2
DELAYED RECALL	0.69	1.08	0.17	0	4
WORD RECOGNITION	6.39	2.03	0.31	0	10
TOTAL SCORE	31.40	8.67	1.34	9	48

n = 100 (Males = 31 (31.0%) Females = 69 (39.0%))

* THIS IS THE 'DEMENTIA' GROUP USED IN THE ASSESSMENT FORM SCORE ANALYSIS PAGES

ALZHEIMER'S - TOTAL SCORE PERCENTILES					
SCORE	PERCENTILE	SCORE	PERCENTILE	SCORE	PERCENTILE
45.5	98	34	60.6	24.5	20.2
45	96	33.5	58.6	24	19.2
44	92.9	33	53.5	23.5	17.23
42.5	89.9	32.5	52.5	23	16.2
42	88.9	32	49.5	22.5	15.2
41.5	86.9	31.5	46.5	22	14.1
41	83.8	31	44.4	21.5	13.1
40.5	81.8	30.5	43.4	20.5	12.1
40	79.8	30	39.4	19.5	11.1
39.5	78.8	29.5	36.4	19	10.1
39	75.8	29	34.3	18.5	8.1
38	74.8	28.5	33.3	17.5	7.1
37	72.7	28	29.3	17	6.1
36	70.7	26.5	28.3	16	5.1
35.5	66.7	26	25.3	15	4
35	63.6	25.5	24.2	14.5	3
34.5	62.6	25	22.2	13	2



SUB-TEST SCORE PERCENTILES FOR ALZHEIMER'S GROUP *

SCORE	%ile	SCORE	%ile	SCORE	%ile
Orientation		Abstract Thinking		Clock Drawing	
10	63	8	60	7	84
9	37	7	53	6	73
8	29	6	38	5	60
7	23	5	24	4	54
6	18	4	22	3	38
5	9.1	3	12	2	26
4	5.1	2	4	1	10
3	1	1	3		
Spatial Reversal		Perseveration			
5	46	2	41		
		1	10		
Word Recall		Delayed Recall		Word Recognition	
7	99	4	98	10	99
6	96	3	93	9	92
5	90	2	79	8	76
4	79	1	65	7	54
3	55			6	36
2	28			5	10
1	11			4	5.1

* See note 7 on page 24.



Brief KSCAr EDUCATION NORMS (Alzheimer’s Group)

	Elementary School (Gr 1 - 8)		High School (Gr 9 -12)		Post Secondary	
	Mean	sd	Mean	sd	Mean	sd
Years of Education	7.23	1.41	11.14	1.08	15.45	1.91
Age	80.29	5.39	78.42	5.78	78.36	5.65
Years of Illness	2.27	2.41	2.84	1.92	2.77	1.79
n	31		50		40	
Males	9		16		24	
Females	22		34		16	
Orientation	8.06	2.08	8.02	2.31	8.73	9.96
Word Recall	2.39	1.54	2.76	1.59	2.8	1.81
Delayed Recall	0.65	1.08	0.8	1.06	0.83	1.26
Word Recognition	6.16	2.1	6.71	1.83	6.54	1.66
Abstract Thinking	4.68	2.8	6.14	2.08	6.9	1.76
Spatial Reversal	1.77	2.43	3	2.45	3.5	2.29
Clock Drawing	1.9	1.49	3.84	2.41	4.78	2.13
Perseveration	1.26	0.73	1.54	0.57	1.55	0.71
Total /62	26.87	8.62	32.81	8.94	35.41	7.85
Minimum Score	9		14.5		12.5	
Maximum Score	48		48		47.5	

TOTAL SCORE TO PERCENTILE CONVERSIONS
ELEMENTARY SCHOOL (Alzheimer's Group)

SCORE	PERCENTILE	SCORE	PERCENTILE	SCORE	PERCENTILE
40.5	96.7	29.5	56.7	23.5	26.7
40	93.3	29	53.3	23	23.3
34.5	90	28	50	19.5	20
34	86.7	27	46.7	18.5	16.7
32	80	26.5	43.3	17	13.3
31.5	76.7	26	40	15	10
31	73.3	25	36.7	13	6.7
30.5	70	24.5	33.3	11	3.3
30	60	24	30		

HIGH SCHOOL (Alzheimer's Group)

SCORE	PERCENTILE	SCORE	PERCENTILE	SCORE	PERCENTILE
46	98	37	63.3	28	32.7
45.5	95.9	36	55.1	27.5	30.6
45	93.9	35.5	53.1	26	24.5
44.5	91.8	35	51	25.5	22.5
44	87.8	34.5	49	25	18.4
42.5	85.7	34	51	24.5	16.3
42	83.7	33.5	49	23.5	12.2
41.5	79.6	33	46.9	21.5	10.2
41	75.5	32	44.9	20.5	8.2
40.5	73.5	30	42.9	17.5	6.1
40	69.4	29.5	36.7	16	4.1
39.5	67.4	29	32.7		
37.5	65.3	28.5	30.6		

POST SECONDARY (Alzheimer's Group)

SCORE	PERCENTILE	SCORE	PERCENTILE	SCORE	PERCENTILE
47	37.4	38	61.5	30	118
46.5	94.9	37	59	29.5	15.4
45	89.7	36	53.9	29	12.8
44	87.2	35.5	46.2	28	10.3
43.5	84.6	35	41	22.5	7.7
42.5	76.9	33.5	38.5	19	5.1
41	74.4	33	28.2	18.5	2.6
40.5	71.8	31.5	23.1		
39	64.1	31	20.5		



**SUB-TEST SCORE PERCENTILES FOR ELEMENTARY SCHOOL GROUP *
(Alzheimer's Group)**

SCORE	%ile	SCORE	%ile	SCORE	%ile
Orientation		Abstract Thinking		Clock Drawing	
1	76.7	4	77	5	97
9	40	7	67	4	90
8	30	6	57	3	70
7	20	5	47	2	53
5	10	4	43	1	13
4	3.3	3	33		
		2	10		
Spatial Reversal		Perseveration			
5	67	2	60		
		1	17		
Word Recall		Delayed Recall		Word Recognition	
5	93.3	3	90	8.5	93.3
4	90	2	83.3	8	80
3	56.7	1	70	7.5	70
2	23.3			7	53.3
1	13.3			6.5	46.7
				6	36.7
				5.5	30
				5	13.3
				4.5	10
				4	6.7

* See note 7 on page 24.



SUB-TEST SCORE PERCENTILES FOR HIGH SCHOOL (Alzheimer's Group)*

SCORE	%ile		SCORE	%ile		SCORE	%ile
Orientation			Abstract Thinking			Clock Drawing	
10	63		8	57.1		7	81.6
9	43		7	49		6	69.4
8	29		6	38.8		5	53
7	27		5	18.4		4	51
6	23		4	16.3		3	32.7
5	10		3	6.1		2	22.5
4	6.1		2	4.1		1	12.2
3	2		Perseveration				
Spatial Reversal			2	43			
5	41		1	4.1			
Word Recall			Delayed Recall			Word Recognition	
6	96		4	98		10	98
5	90		3	96		9.5	92
4	71		2	78		9	84
3	45		1	55		8.5	80
2	23					8	74
1	8.2					7.5	71
						7	53.1
						6.5	43
						6	32.7
						5	14.3
						5	10.2
						4.5	4.1

* See note 7 on page 24.



SUB-TEST SCORE PERCENTILES FOR POST SECONDARY SCHOOL (Alzheimer's Group) *

SCORE	%ile	SCORE	%ile	SCORE	%ile
Orientation		Abstract Thinking		Clock Drawing	
10	46.2	8	38.5	7	66.7
9	28.2	7	33.3	6	56.4
8	20.5	6	15.4	5	46.2
7	15.4	5	10.3	4	30.8
6	7.7	3	8	3	15.4
4	5.1				
Spatial Reversal		Perseveration			
5	31	2	33		
		1	13		
Word Recall		Delayed Recall		Word Recognition	
6	94.9	4	97.4	8.5	87.2
4	74.4	3	87.2	8	76.9
3	56.4	2	74.4	7.5	64.1
2	33.3	1	66.7	7	48.7
1	10.3			6.5	46.2
				6	30.8
				5.5	17.9
				5	7.7
				4.5	5.1
				4	2.6

* See note 7 on page 24.



OTHER DEMENTIAS GROUP

	MEAN	STD DEV	STD ERR	MIN	MAX
AGE OF SUBJECT	75.13	7.71	1.19	57	94
YEARS OF EDUCATION	11.67	3.32	0.56	4	20
DURATION OF ILLNESS	2.50	1.98	0.31	0	10
ORIENTATION	9.17	1.16	0.18	5	10
WORD RECALL	3.44	1.70	0.26	0	8
ABSTRACT REASONING	6.59	1.65	0.26	2	8
SPATIAL REVERSAL	3.61	2.26	0.35	0	5
CLOCK TEST	4.44	2.35	0.36	0	7
PERSEVERATION	1.70	0.57	0.09	0	2
DELAYED RECALL	1.39	1.58	0.24	0	6
WORD RECOGNITION	6.77	1.85	0.29	2	10
TOTAL SCORE	37.12	7.66	1.18	18	54

n = 54 (Males = 24 (44.4%) Females = 30 (55.6%))

OTHER DEMENTIAS GROUP -TOTAL SCORE PERCENTILES					
SCORE	PERCENTILE	SCORE	PERCENTILE	SCORE	PERCENTILE
53	98.1	38.5	66	32.5	26.4
50.5	94.3	38	58.5	31.5	22.6
48.5	90.6	37.5	56.6	31	18.9
48	88.7	37	54.7	30	17
47.5	86.8	36.5	52.8	29	13.2
46	83	36	43.4	28.5	9.4
42.5	77.4	35.5	41.5	28	7.6
42	75.5	35	39.6	27	5.7
41.5	73.6	34	35.9	26	3.8
41	71.7	33.5	30.2	24.5	1.9
40.5	67.9	33	28.3		



SUB-TEST SCORE PERCENTILES FOR OTHER DEMENTIAS GROUP *

SCORE	%ile	SCORE	%ile	SCORE	%ile
Orientation		Abstract Thinking		Clock Drawing	
10	43	8	55	7	72
9	28	7	45	6	59
8	9.4	6	21	5	45
7	1.9	5	13	4	40
		4	7.6	3	22
		3	1.9	2	15
				1	7.6
Spatial Reversal		Perseveration			
5	28	2	25		
		1	5.7		
Word Recall		Delayed Recall		Word Recognition	
7	98	5	96	10	98
6	89	4	93	9	87
5	77	3	79	8	72
4	57	2	55	7	49
3	30	1	47	6	25
2	7.6			5	13
1	5.7			4	5.7

* See note 7 on page 24.



DEPRESSION GROUP

	MEAN	STD DEV	STD ERR	MIN	MAX
AGE OF SUBJECT	76.25	6.94	1.07	66	89
YEARS OF EDUCATION	11.16	2.83	0.44	6	17
DURATION OF ILLNESS	14.85	14.32	2.21	1	53
ORIENTATION	9.91	0.39	0.06	8	10
WORD RECALL	3.50	1.39	0.21	0	6
ABSTRACT REASONING	6.75	1.74	0.27	1	8
SPATIAL REVERSAL	4.06	1.96	0.31	0	5
CLOCK TEST	5.63	1.64	0.25	2	7
PERSEVERATION	1.88	0.34	0.05	1	2
DELAYED RECALL	2.44	1.44	0.22	0	5
WORD RECOGNITION	7.77	1.24	0.19	5	10
TOTAL SCORE	41.92	5.79	0.89	32	51

n = 32 (Males = 11 (34.4%) Females = 21 (65.6%))

DEPRESSION - TOTAL SCORE PERCENTILES					
SCORE	PERCENTILE	SCORE	PERCENTILE	SCORE	PERCENTILE
50	92	44.5	64.5	38	29
49.5	87.1	44	61.3	37.5	25.8
48.5	83.9	43.5	58.1	36	16.1
47.5	80.7	43	45.2	35	12.9
47	77.4	42	41.9	33.5	9.7
46	71	40	38.7	33	6.5
45.5	67.7	39	35.5	32.5	3.2



SUB-TEST SCORE PERCENTILES FOR DEPRESSION GROUP *

SCORE	%ile		SCORE	%ile		SCORE	%ile
Orientation			Abstract Thinking			Clock Drawing	
10	6.5		8	48.4		7	54.8
9	3.2		7	38.7		6	41.9
			6	19.4		5	22.6
			5	9.7		4	16.1
			4	6.5		3	6.5
			3	3.2			
Spatial Reversal			Perseveration				
5	19.4		2	12.9			
Word Recall			Delayed Recall			Word Recognition	
6	93.6		5	96.8		9.5	83.9
5	83.9		4	80.7		9	77.4
4	48.4		3	48.4		8.5	67.7
3	22.6		2	22.6		8	54.8
2	6.5		1	16.1		7.5	45.2
1	3.2					7	16.1
						6.5	9.7
						6	3.2

* See note 7 on page 24.

Normative Groups Frequency Distributions

