



Save the Dates!

- * **Panel Discussion - "Image Presentation for Exhibits"**
April 9, 2016 • 10 am to Noon
Yarborough Library, 2200 Hancock Dr.

To encourage more of our members to exhibit, a panel discussion on "Image Presentation for Exhibits" will be held Saturday, April 9, from 10 am to noon Yarborough Library, 2200 Hancock Drive. This will be a great opportunity to ask questions and talk about your concerns for presenting your images--from making prints to the finished work.

- * **Austin Shutterbug Club June Exhibit**
North Hills Gallery • May 31 - June 27, 2016

Our club has been invited to exhibit at the North Hills Gallery (7050 Village Center Dr, Austin) from May 31 to June 27. An email request to submit images for judging will be going out soon, so be looking for your best images to enter. This year the finished size of images allowed has been increased to 24" on the long side.

A "Members' Portfolio" of winning ASC images has been completed, and committee members will begin checking on other possible venues for exhibits. The recent survey yielded several suggestions. Any additional suggestions can be given to Rose Epps, Linda Avitt or Phil Charlton.

Please add these dates to your calendar.

March's Meeting - Evaluation and Review: Texas Landscape in Black & White

Thursday, March 3, 2016

6:30 pm

Northwest Recreation Center
2913 Northland Dr. Austin, TX 78757

*Visitors are
always welcome!*



Deadline for paying 2016 dues is March 1st. Don't be dropped from the roster!!

Family \$35.00 Single \$25.00 Student \$18.00


Mail to: Lois Schubert 3823 Arrow Dr. Austin, TX 78749

Which lens do you use?

Reprinted with Brian's permission from his blog
<https://bkloflin.wordpress.com/2016/01/05/which-lens-do-you-use/>

We are told that the key to making a good composition is to pick the “right” lens and decide where to place it and the camera in relation to the subject.

It quite true that you can fill the frame with a portrait and make the head size the same dimension in the frame regardless of the lens focal length used. Even though this is true, there may be a better choice for selecting one focal length over another. Let's evaluate a few images all made at the same spot:



Nikon D800, Nikkor 105 mm F 2.8 lens.



20 mm



60 mm

The image on the left is made with a 20mm Wide Angle lens. It is quite obvious the face is distorted by the wide angle. In addition, the lens was just over one foot from this lady's nose- quite uncomfortable for the subject.

This image on the right is made with a “portrait” lens, a fast 60mm F2.8 prime. It still is a bit wide and the lens to subject distance is still quite uncomfortable. With these two lenses the background is more defined than desirable.



85 mm



105 mm

The left image is made with a fast 85 mm, F1.8 prime. It is beginning to look better. There is more comfort with the subject. Yet, the background is still somewhat more defined than desired.

The image on the right is a prime 105 mm F 2.8 lens. The working distance is very comfortable, the background becoming soft and there is little distortion of the subject's face.



135 mm



200 mm

The next pair of images are made with focal lengths in the telephoto range. They look much better than those above.

The left image is a 135mm F2.8 prime and the right, a 200mm F2.8 zoom. Both of these lenses produced good frame-filling head shots with pleasing facial features and nicely softened backgrounds. All images are made on a full frame Nikon D800 digital SLR at an aperture of F3.5.

Camera: Nikon D800. Nikkor lenses: 20mm F2.8, 60mm F2.8, 85mm F1.8, 135mm F2.8, and 70-200 F2.8 zoom.

So, in my book you can't beat the image quality and feeling with the two telephoto lenses. For years and years, the choice for portraits on full frame cameras has been the 105 mm lens, regardless of whether shooting on film or in digital. We can now understand why.

So, the concept of a “portrait” lens for digital is a little misleading. The 50mm F1.4 is and always has been a great choice for editorial portraiture. This is because of the ability to better manage the Depth of Field and to tell a story, not for its focal length. For many this lens is simply just too short to use for pleasing head shots.

However, with a full frame 50mm lens on a crop sensor camera, the 50mm acts much more like a 75mm in its angle of view and because you may be a bit further back.

Still it's hard to beat the longer lenses. The advantages are many. You may fill the frame further from the subject, reducing distortion and improving a soft bokeh and shallow Depth of Field in the background. The narrow angle of view allows a small “slice of life” to be made, eliminating many background distractions. Additionally, if you are shooting with lights or lighting modifiers, you have more working room if further back.

2016 Assignments

May - ACTION SHOTS of people: We are talking about people who are moving be it sports, exercise, work, play, dance, etc. Could be riding a bicycle but not a car or motorcycle. Could be rowing a boat but not riding in a motor boat. MUST DEMONSTRATE ACTION! Color or monochrome.

July - Urban Night Photography: Subjects might be reflections, neon signs, streaking lights, skylines, monuments, fireworks, individual buildings, street lights, carnivals, museums, overlooks and views, bridges, fountains. Color only

September - Rust: Make an interesting composition that features something rusty. It could be a fence, sign, roof, wall, shed, utensils, tools, vehicle, etc. Must show the detail, texture and beauty in the color of rust. Color only.

November - A Garden/Cultivated Flower: We have often focused on Texas wild flowers but this time it should be roses, orchids, lilies, exotics, etc. Find it in your own garden, a friends garden, a public garden or even buy one. Center of interest should be on one flower though could include others in a properly treated background. Color only.

2017 Assignments

January - "The color...RED": The main subject must be red. The viewers eye should be drawn to the red immediately. Be creative, think outside the box! No B&W for obvious reasons, no sepia or monotone!

March - Waterscape: An image that includes water in a natural setting. Water should be the dominant element in the picture. Streams, waterfalls, lakes, ponds, are all fair game. Color or monochrome.

Call for Entries

A Smith Gallery, Johnson City, TX

Call for Entries: "old"

Juror: Ann Jastrab

Entries Due: March 28, 2016

Exhibition dates: May 20 to June 26, 2016

Reception: May 28 & June 25 - 4 to 7pm

for more info: amanda@asmithgallery.com

Member Exhibits

Linda Sheppard's picture "At the Waterhole" won first place in its category at a juried show at Amplify Credit Union at Brocton and N. Burnett Rd.

It also won the People's Choice award.

This image has also been juried into an exhibit at **Bass Concert Hall** from **Jan. 6 to May 4, 2016.**



Jeff Parker has several upcoming workshops
Visit <http://jeffparkerimages.com/joinme/>
for more information.
ASC members get a \$10.00 discount!

For Sale

Barbara Hunley -- recently traded in her Tamron macro lens for a Nikon macro and the close-up lens set no longer fits. She's asking \$50.
bhunley@austin.rr.com



Club Leadership for 2016

President	Brian Loflin	512-331-2820
Vice President/Programs	Pete Holland	512-689-5939
Secretary	Nancy Naylor	512-345-3350
Treasurer	Lois Schubert	512-947-4864
Competition Chairman	Fred Peebles	512-441-7913
Competition Committee	Linda Sheppard	512-306-1516
Competition Committee	Dolph McCranie	512-394-9031
Competition Committee	Linda Avitt	512-468-1542
Competition Committee	Cheryl Callen	512-519-9518
Events Coordinator	TBA	
Events Coordinator	TBA	
Education	TBA	
Hospitality Chairman	Shirley Loflin	512-331-2820
Newsletter Editor	Kathy McCall	512-264-9602
Refreshments Chairman	Leslie Ege	512-433-6353
Refreshments Chairman	Pam Walker	512-694-2211
Exhibits	Rose Epps	512-502-0608
Exhibits	Linda Avitt	512-468-1542
Webmaster	Barbara Hunley	512-250-1144
Electronic Communication	Barbara Hunley	512-250-1144
Roster and Name tags	Barbara Hunley	512-250-1144

2016 Gulf States Camera Club Council Convention

Register today for the 2016 Convention of the Gulf States Camera Club Council!

Beaumont, TX • Thursday, May 5th - Saturday, May 7th

<http://www.gulfstatesccc.org/convention-1/>

- Join us for three days of fun and education from industry experts Rick Sammon, William Innes, Judy Host and others.
- In addition to the professional instruction there will be field trips to two shooting locations that are visited by wildlife photographers from all over the world!
- Beyond the fantastic learning and shooting experiences you will get to join in the valuable networking and warm camaraderie with fellow photographers who share your passion.

Whether you are an expert, or just starting out, this convention has a lot to offer you!

For further information call Betty Nichols at 409 988-5530

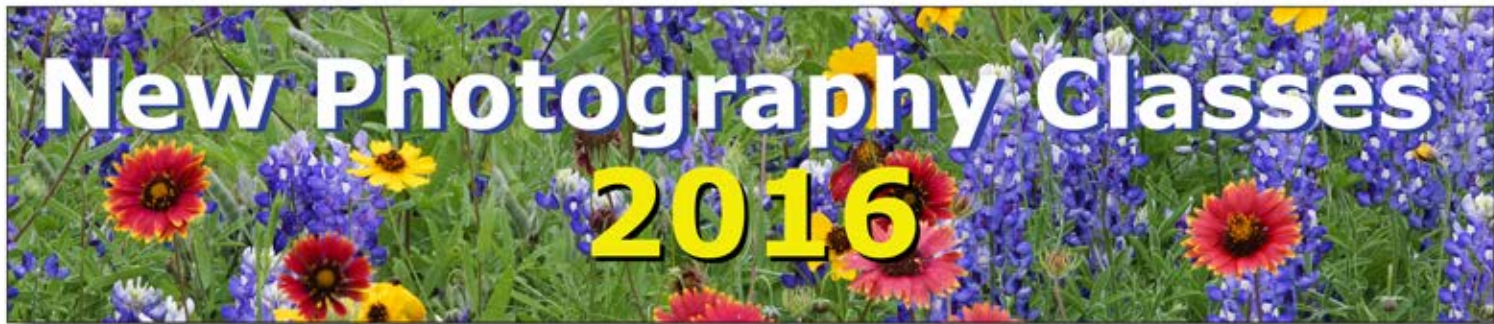
GSCCCConvention@gmail.com

Brian has one spot left for: South Texas Bird Photography Workshop



March 10-13, 2016

<http://www.thenatureconnection.com/SoTxBirdPhotoWS.html>



Enhance your photography skills • Fulfill your vision
New photography classes for 2016 are now online at Informal Classes at UT Austin

Intermediate PS Lightroom (April 6) -Six Wednesday evenings

Intensive follow-on class to Introduction (above). Students will work intensively processing their own images using the powerful tools of Lightroom.

Macro Photography (July 27) -Six Wednesday evenings

This course will cover the skills and techniques required to enable the participant to capture photographic images of tiny subjects around us. It will illustrate the procedures and equipment to make images at-or near life size or larger of various subjects from small plants and insects to postage stamps and miniature electronic components. It is valuable to the film and digital photographer alike.



Nature Photography (May 3) -Six Tuesday evenings

Designed around the digital SLR camera, learn settings that can best enhance a nature image. We will cover use of lenses for creativity and the effects of light in detail. Emphasis will be placed upon the use of camera controls to enhance creativity and upon learning how to incorporate compositional elements that will allow you to turn good photos into great photos. Plus one Saturday field trip.

Art in Nature/Wildflower Photo

(April 30) -One Saturday

The wonderful natural setting found at Lady Bird Johnson Wildflower Center will provide an excellent teaching environment where students will learn the nuances of making superior images of nature. This course is designed around the digital SLR camera and will cover the skills, and techniques required to enable the participant to capture striking photographic images of natural subjects in the world around us. It will illustrate the procedures and equipment used to make excellent images of living plants and flowers, animals, and the habitat in which they live.



Using Flash (May 7 & 14) -Two Saturday mornings

Learn to improve the color, quality and impact of your images both indoors and outside. This course will examine the technology, the equipment, the techniques and the art of digital flash photography with the goal that each student may improve their images with dedicated, balanced electronic flash. We will cover use of various on-camera and off-camera flashes, their settings, optional accessories and a variety of lighting techniques. Emphasis will be placed upon the use of camera and flash controls to enhance creativity that will allow you to turn good photos into great photos.


Publishing your Photographs (May 18) -Five Wednesday evenings

This course will explore the world of publishing your photography. We will study opportunities for producing photography ranging from interior and exterior décor to marketing yourself and securing a publisher and getting paid for it! We will also study the many publishing avenues in between where every photographer may publish quality printed books and other media at most affordable prices.

For additional information, please see:

<https://informal.utexas.edu/> • www.loflin-images.com • www.thenatureconnection.com

<http://bkloflin.wordpress.com> • <http://www.flickr.com/photos/110798434@N07/>



AUSTIN SHUTTERBUG CLUB Minutes of the February 4, 2016 Meeting

The February 4, 2016, meeting of the Austin Shutterbug Club was convened by President Brian Loflin at 7:02 p.m. at the Northwest Recreation Center.

Brian welcomed visitors: Joseph Bierschbach, Mack Hicks, Miro Perez and Mike Sturtevant.

Refreshments for this evening were provided Joyce Bennett and Pam Walker.

Treasurer Lois Schubert passed the envelope to collect dues and reported that tonight is the last before dues are late.

Brian reminded us to contact Barbara Hunley of any change of email address if newsletters or announcements are not being received.

Brian announced:

- The next meeting is Critique and the assignment is "Texas Landscapes in Black and White".
- David Lord is looking for a used wide angle AF lens for full frame Nikon camera.

Rose Epps presented "Results of Exhibition Survey" that recently was emailed to members. Responses were received from 58 out of 100 members and indicated that 26 are interested in exhibiting. This year we will continue at North Hills Gallery/ Northwest Hills church. The overall picture size will increase to 24 inches and fewer images will be hung.

Various exhibit venues will continue to be explored and Brian asked us to send suggestion of galleries, etc. to Rose. Suggestion of Austin City Hall was made tonight.

Rose asked if it would be helpful to have a panel discussion with members who have been exhibiting for several years and are willing to share what they've learned and answer questions. Members responded positively and this will be planned.

Brian introduced Linda Avitt to present the program, "Attracting, Raising and Photographing Backyard Butterflies." The program was very well received.

The meeting adjourned at 8:37 p.m.
Nancy Naylor, Secretary

Balcones Frame Supply, Inc.

5400 N. Lamar #2003 Austin, TX 78757
(512) 452-6326
Balconesframe.com

**Balcones Frame Supply, Inc. offers
CURRENT members of the Austin Shutterbug Club
a 15% discount on framed items.**

Results of Exhibition Survey

Of our 100 members, a total of 58 responded to Survey Monkey (after one reminder). Here is a summary of their responses:

Interested in exhibiting: 26 yes, 10 no, 21 unsure (those not responding are considered not interested for purposes of the survey)

Those not wanting to exhibit gave these reasons:

- Too busy – 4
- Don't want to spend the money – 6
- Out of comfort zone – 5
- Restrictions too complicated – 2
- The \$25 fee to enter without guaranteed acceptance is too much

Note: The entry fee is used to pay the gallery and for awards

Wanting to participate primarily to sell their work?
14 yes, 22 no

Other reasons to show: exposure, "getting their work out there"

of images willing to exhibit: one image-3, two images-5, three images-10, four images-13

Venues recommended for showing: Long Center, Austin City Limits, Seton, St. Davids, Presby Church on Mesa, Hyde Park Café, Barnes & Noble (no location given), Riverbend Church, North Hills Church, Frost Bank

The survey indicates that only 25% of paid members at the end of 2015 are truly interested in exhibiting. More discussion at the February meeting . . .

Many thanks to those who responded; the information is very helpful.

FOCUS ON THE WILD - 2016 Texas Parks and Wildlife Photography Contest

Join us in celebrating the 25th anniversary of Texas Parks and Wildlife Foundation in 2016 by sharing your best outdoor photographs! See this site for all the details: http://www.tpwf.org/focusonthewild/?utm_source=Email-TPW-F&utm_medium=Email&utm_content=Jan-Photo-Text&utm_campaign=Enews2016

To have a chance at winning, be sure your photo fits the monthly theme and our photo contest rules. Contestants may enter up to 3 photos each month. Contests will open on the 1st and close on the 25th of each month.