



2026

FLAGLER COUNTY FAIR & YOUTH SHOW

Swine

RECORD BOOK

Exhibitor Name _____

Exhibitor Date of Birth ____/____/____ Age as of (9/1/2025) ____

Age Division (circle **ONE**) Junior (8 thru 10) Intermediate (11 thru 13)

Senior (14 and up)

Club (circle **ONE**) 4-H FFA

Club Name _____

Score: _____ Place: _____

Record Book Requirements and Scoring

Please know scoring is subjective due to the nature of this book

Record Books must be **hand written** by exhibitor and paper clipped. Points will be deducted for folders, binders or sleeves.

Item	Points Possible	Points Earned
Exhibitor Information	4	
Project Page, Certification Statement, Drug Statement	5	
Animal Inventory (page 4)	6	
Project Inventory (page 5)	8	
Non-Feed Expenses (page 6)	8	
Feed Expenses (page 7 and 8)	8	
Sponsor Income & Other Income – Sale, Show Premiums & Add-ons (page 9)	6	
Health & Veterinary Record, Remarks & Incidents (page 10)	8	
Market Weight Record (page 11)	10	
Project Enterprise Summary (page 12)	10	
Pictures with summary included (pages 13, 14 & 15)	9	
Copy of Buyers Letter	10	
Neatness, Legibility and Thoroughness	8	
Total Score	100	/100

Project Agreement

Exhibitor Name: _____

Address: _____

Phone: _____

E-mail: _____

Certification Statements

I hereby certify that as the exhibitor of this project, I have been personally responsible for the care of this animal. I have personally kept records on this project, and **I have personally completed this record book.**

Exhibitor Signature and Date

I/We, the parent(s)/guardian(s), certify that our son/daughter has completed this project, with our encouragement and assistance, has completed this record book, and will comply with all of the rules and regulations of this show.

Parent/Guardian Signature and Date

Drug Statement

This is to acknowledge that I have been advised that the presence of any drug, antibiotic, or biological residue in my market animal at slaughter will result in the condemnation of the carcass and forfeiture of all sale proceeds and premiums. I hereby certify that any drug, antibiotic, or biological residue which may have been administered by myself, or any person, was done so in strict compliance with the manufacturer's label requirements or as prescribed by a veterinarian.

Exhibitor Signature

Parent/Guardian Signature

Purpose of Market Animal Projects

1. To acquire understanding of market animal production by preparing for an animal, purchasing it, caring for it with best management practices and keeping accurate records.
2. To be able to identify the types and grades of your project animal and to employ efficient methods of marketing the animal to potential buyers.
3. To understand the business aspects and economics of purchasing animals, feed, facilities and equipment needed for a market animal project.
5. To develop leadership abilities, build character, and to assume citizenship responsibilities as an ambassador for the livestock reproduction community.

Animal Inventory

Identify your project animal during this project year. **Animals sold should have a \$0 value at end of project.**

- Beginning \$ Value: Purchase cost of new animal.
- \$ Value at end of project: Animals sold should have a \$0 value at end of project. Animals kept should have market value assigned to them.

Breed	Tag #	Barrow or Gilt	Date of Birth	Date Acquired	Sold/Kept Died
Value @ Beginning	\$	Value @ End	\$		

Project Inventory

List all equipment and assets you purchased for this years' project. **List only those items you will keep past the end of your project.** Do not list expendable items such as feed, shampoo, stationary, stamps or baby wipes.

Item Description	Date Acquired	Purchase cost
	Page Total:	\$

Non-Feed Expenses

List non-feed expenses (everything you spend money on that you will **NOT** have at the end of the project). This should **NOT** include feed. This may include entry fees, vet expenses, bedding, transportation, postage, advertising/marketing costs, clipping/hoof trimming, registration fees, plaques, 3% fair fees and medications.

Date	Description	Total Costs
Total Non-Feed Expenses		\$

Feed Expenses

Using the examples below, enter your feed data in the table. Carry over your information to the following page. You may add additional pages.

Month	Pounds of roughage, grain & Supplements	Description of roughage, grain or supplements with %	Monthly totals
December 2025 Example	300 lbs	18% Show Stock	\$191.88
January 2026 Example	400 lbs split between 2 siblings	18% Show Stock	$\$255.84 \div 2 =$ \$127.92
Totals:	#		\$

Feed Expenses Continued

Month	Pounds of roughage, grain & Supplements	Description of roughage, grain or supplements with %	Monthly totals
Totals from pg 7: #			\$
Totals: #			\$

Project Enterprise Summary

Other Income

List income from your project, such as premiums from jackpot shows, fairs, sales, add-ons or other monies earned. If you have no other income from your project, then enter zero. *Please list sale price separate from add-ons. Please only list add-on total. Do not include family living and arts premiums, they are not part of your livestock project.*

Date	Description	Total
Total		\$

Sponsor Income

List income from sponsors in the chart below. If you do not receive financial (money) support from a sponsor, then enter zero.

Date	Description	Total
Total		\$

Sponsor Donations

List donations of supplies, transportation, equipment and other items below.

Date	Description

Health Record

The Health Record includes all health-related activities (vet services, **de-worming (at least one monthly)**, **medicated feeds with withdrawal times**, and vaccinations). You should include the dates of treatment, what treatment was used, how it was administered, and the purpose of the treatment. Include standard animal care such as health certificates. If you did none of the above mentioned please note accordingly.

Dates of Treatment	Type of Treatment	Purpose of Treatment	Dosage	Withdrawal Time

Market Weight Record

2 Weights must be recorded, including date of acquisition and check-in day. Complete the table of the recorded weights and determine the Average Daily Gain. Knowing how much your animal is gaining each day is essential to raising a healthy production animal. *Weights can be measured using scales, weight tapes, or estimated.*

*Use a calendar to accurately determine the number of days between weights.

Date Weighed	# of days since last weight	Weight in pounds	Pounds gained	Average Daily Gain

Average Daily Gain (A.D.G) in Pounds

Final Weight

lbs. -

Beginning Weight

=

Total Pounds Gained

lbs.

Total lbs. Gained

lbs. ÷

Days on Feed

=

Average Daily Gain

lbs.


Project Enterprise Summary

Using the information from other pages, enter the amounts in the chart, perform the computations, and complete the final report for each animal.

lbs. of feed fed per lb. of Gain	=	Total Pounds Fed	÷	Total Gain	=	Pounds of feed per pound of gain lbs.	
Feed cost per pound of gain	=	Total Feed Cost	÷	Total Gain	=	Total Cost of feed per pound of gain \$	
Total Assets	=	Total Project Inventory	+	Animal Inventory- End Value	+	Other income & Sponsor Income	Total Assets \$
Total Expenses	=	Total Feed Expenses	+	Total Non-Feed Expenses	+	Initial Cost of Market Animal	Total Expenses \$
Profit or Loss	=	Total Assets	-	Total Expenses	=	\$	
Break-Even Cost per pound	=	Total Expenses	÷	Final Weight	=	\$	

Project Photographs


Include at least 3 pictures with you and your project animal; beginning, middle and end of your project. Photos should be 3"x5" or 4"x6". Make sure they are attached neatly and securely. In the space below the picture write a caption. Each caption should include the date, description in full sentences and skill learned at time of picture.



Date: _____

Project Photographs


Include at least 3 pictures with you and your project animal; beginning, middle and end of your project. Photos should be 3"x5" or 4"x6". Make sure they are attached neatly and securely. In the space below the picture write a caption. Each caption should include the date, description in full sentences and skill learned at time of picture.



Date: _____

Project Photographs

Include at least 3 pictures with you and your project animal; beginning, middle and end of your project. Photos should be 3"x5" or 4"x6". Make sure they are attached neatly and securely. In the space below the picture write a caption. Each caption should include the date, description in full sentences and skill learned at time of picture.



Date: _____


For 4-H Exhibitors Only (Intermediate, Junior, Senior) :

THE FOLLOWING PAGES MUST BE COMPLETED TO RECEIVE 4-H RECOGNITION FOR YOUR FLAGLER COUNTY FAIR PROJECT. *If showing multiple animals, you must complete a project story for each to receive credit.*

Exhibitor's Name: _____

Project: (circle one) Heifer Steer Swine Wether Rabbit Pullets

Age as of Sept. 1, 2025: _____ Years in Project (including this year): _____

Name of your 4-H Club: _____

Please answer the questions below honestly. This will not affect your project score.

This project year did you....				
Participate in community service with your 4-H Club?	Yes		No	
Do a demonstration at a 4-H Club meeting?	Yes		No	
Learn something new about your project?	Yes		No	
Learn any new life skills throughout your project?	Yes		No	



For 4-H Exhibitors Only:

Project Story

Create a story of your project experiences. In your story, try to answer the following questions:

Your project story may be typed or neatly handwritten on a separate page. It should answer the questions below and will be graded on neatness, completeness, and evidence of work.

JUNIOR AND INTERMEDIATE EXHIBITORS

- What new thing(s) did you learn about your project?
- What problems did you have and how did you overcome them?
- What did you accomplish in this project that makes you proud?
- How did your leader and other adults help you?
- Name three things you would like to improve on for next year.

SENIOR EXHIBITORS

Project Experiences:

- What new thing(s) did you learn about your project?
- Did you meet your goals? What plans or goals do you have for next year?
- What problems did you have and how did you overcome them?
- What were your accomplishments?
- How did your leader and other adults help you?

Leadership and Citizenship:

- What leadership roles did you hold this year in 4-H?
- What did you achieve in those roles?
- How were you involved in community service activities?
- What did you gain from your service to others?

Life Skills and Future Plans:

- Discuss three life skills you have acquired from this project and how they will benefit you in other areas of your life.
- What are your future plans for this project, 4-H, and beyond?



For 4-H Exhibitors Only:

Think back on your past year in this 4-H project. Listed below are some skills that you may have developed as a result of your involvement. In the columns to the left, rate yourself on these skills at the beginning of the year, and in the column on the right, rate your skills now (end of the 4-H year).

	At the beginning of this 4-H project, did I...				NOW... at the end of this 4-H project, do I...			
Know how to set attainable goals	No	Sometimes	Usually	Yes	No	Sometimes	Usually	Yes
Plan how to use my financial resources	No	Sometimes	Usually	Yes	No	Sometimes	Usually	Yes
Use my time wisely	No	Sometimes	Usually	Yes	No	Sometimes	Usually	Yes
Accept responsibility for a project	No	Sometimes	Usually	Yes	No	Sometimes	Usually	Yes
Avoid risky behaviors	No	Sometimes	Usually	Yes	No	Sometimes	Usually	Yes
Understand the importance of following through on commitments	No	Sometimes	Usually	Yes	No	Sometimes	Usually	Yes