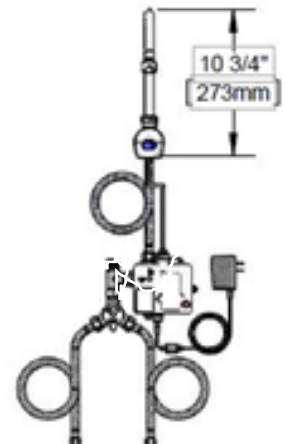
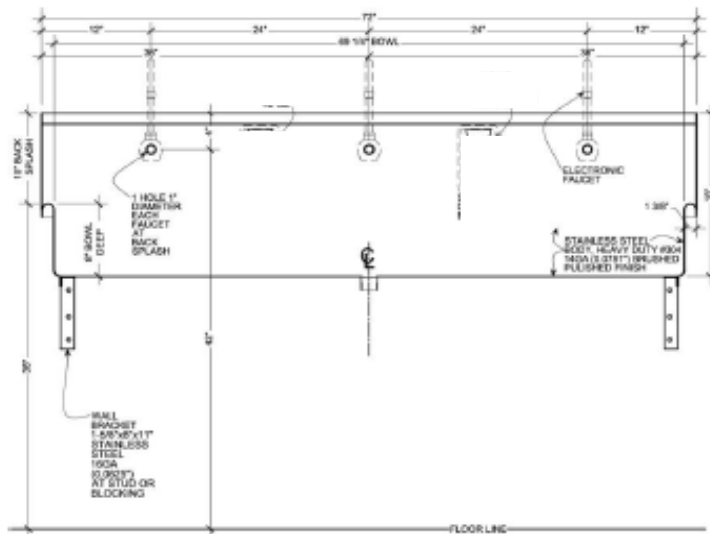
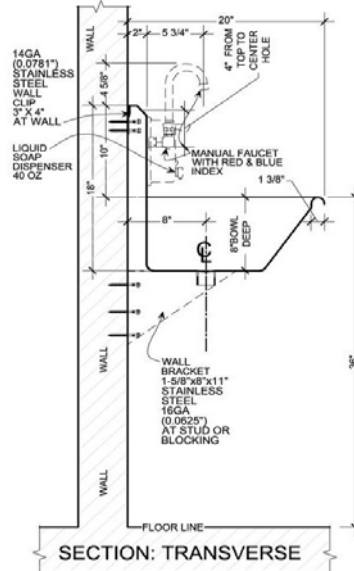


# Wicketts Stainless

## SPECIFICATION

Commercial Sink Heavy Duty  
Wash Up Sink



Model Number	A	B	C	D	F
WWT-7220-SF-WB	72	20	69	8	10

### Engineering Specification:

14 gauge, type 304 stainless steel wash sink. Welded in drain 1-1/2". Exposed surfaces polished to a satin finish. Supported on (3) wall brackets and clips.

**Wicketts Stainless, LLC.**  
2618 San Miguel Dr. Bldg. # 376  
Newport Beach, CA 92660  
Tel: 951-858-2548  
Fax: 951-638-9059  
sales@wickettsstainless.com  
www.wickettsstainless.com



Approved for Manufacturing  
Company: \_\_\_\_\_  
Signature: \_\_\_\_\_  
Print: \_\_\_\_\_ Date: / /