

Rock Talk



In This Issue

- December Club Meeting Program
- The November Meeting as I Saw it
- November Meeting Photos
- Tuesday Morning Workshop Photos
- My Trip to the William Holland Lapidary School of Art
- Secretary's Report
- 2107 Gem Show
- 2017 Gem Show Photos
- Bench Tips
- What is It?
- Club Membership Form

December 2017



Rock Talk

December Meeting Program

- Election of officers.
- Rovie Alford will bring three faceting machines to the meeting and he will explain cutting the pavilion (bottom of the stone) and transfer to cutting the crown, as time permits. Rovie will be bringing several types of faceting rough
- During the meeting we will be running a slide show of photos from the gem show.
- We will have the usual snacks and beverages and the 50/50 raffle.

The Meeting as I Saw it



by
Dorwin Skinner
Club Vice President



I have stopped trying to be one of the first. When I arrived at 6 PM the parking lot was already starting to fill up. The machines were set up and the snack bar was just about full. There was still enough room for my cake and that was all that mattered to me. Of course, while I was there I had to try a couple of the treats just to make sure they were safe for consumption. I don't know who made the deviled eggs but I had to check a couple of them. It turns out they were safe and they would be welcomed again at a meeting. There were specimens and jewelry everywhere. We could have had a gem show with just the "Stuff" that was brought in to show the group. I am not sure how many showed up, I kept losing count. I can

guarantee that it was one of our largest meetings. If all of our members showed up at the gem show the room would be packed and the dealers would be ecstatic. Show and Tell, Meet & Greet or whatever you want to call it was going full swing so the business meeting started just a little late. If it ever started exactly on time I would have to find out what went wrong. Ralph opened the meeting and it wasn't long before we were talking about the upcoming elections and the gem show. We have some volunteers for the show but we could always use more. Just come out to the show and we will find a spot for you.



Katie with some of her specimens and jewelry.

Judith gave an excellent presentation on her experience at William Holland Lapidary School. I guess they spent most of their time prospecting for minerals. They must have been successful, because she had a table full of specimens. She said she even has more at home. Her car must have been loaded. Next month will be our election of officers. Since hardly anyone wants to run, it should not take very long. Hey, don't forget the gem, fossil, mineral and jewelry show. I hope to see everyone there.

More meeting photos on next page

The Cover

Corundum is a crystalline form of aluminum oxide (Al₂O₃) typically containing traces of iron, titanium, vanadium and chromium. It is a rock-forming mineral. It is a naturally transparent material, but can have different colors when impurities are present. Transparent specimens are used as gems, called ruby if red and padparadschaif a pink-orange. All other colors are called sapphire, e.g., green sapphire for a green specimen. Because of corundum's hardness (pure corundum is defined to have 9.0 on the Mohs scale), it can scratch almost every other mineral. <https://en.wikipedia.org/wiki/Corundum>

2018 Withlacoochee Rockhounds Election of Officers December 13, 2017

The nominating committee has submitted a slate of officers for the 2018 club year. The board of directors has approved of the nominations. Voting will take place at the December 13th club meeting. Nominations will also be taken from the floor.

The following is the slate of officers for the 2018 club year.

- Judith Brix.....President
- Kelly Johnson.....Vice President
- Melodye Steverson.....Secretary
- Janet Wheeler.....Treasurer
- Dorwin Skinner.....Board Member, Three-year term (2020)
- Linda Spaulding...Board Member, Three-year term (2020)
- Mike Stone.....Board Member, Two-year term (2019)
- Rovie Alford.....Board Member, One-year term (2018)

Next Meeting, Wednesday, December 13th, 7:00PM at the Weeki Wachee Senior Citizens Center

November Club Meeting Photos

Photos by Dorwin Skinner and Mike Stone



The November club meeting had a record-breaking (50 plus) number of attendees.



Gloria selling her wares.



Dave and Linda discussing a specimen.



Judith (center) showing her new specimens



A chert arrowhead with imbedded fossils brought in by John Fusco.



Specimens brought to the meeting by Mark.




Roberta takes a turn on the machine.

.....November Club Meeting Photos

Photos by Dorwin Skinner and Mike Stone



Linda identifying a visitor's rocks



Beautifully painted rocks by John Fusco.



Rocks and minerals recently found by Judith Birx



Grinding a rock to shape on the Pixie machine



Sue taking over in the kitchen



Peggy and Elaine checking out Melody's .gems



Kate gets help on the polisher from her mom



Polishing the edge of a slab.

Tuesday Morning Workshop

November was an odd month because the jewelry class and our meeting were back to back. The first Tuesday and the second Wednesday are in the same week. I managed to make it to the class more or less on time. Judith had everything under control and it wasn't long before the first necklace was finished. Sarah and her two boys, Elijah and Gabriel, were proud to show off their project. They are new to our club and they have a real interest in minerals and fossils. A few minutes later, Linda, Barb and John were showing off their coin necklaces.

Next month Judith will demonstrate another wire wrapping project. Make sure you come to this one because the necklaces this month were fantastic.



Linda with her necklace



The coin necklace workshop



A family project: Elijah, Sarah, and Gabriel



Barb and her necklace



The project for the December workshop.



John and his creation.



Workshop students hard a work.

My Trip to the William Holland Lapidary School of Art

by Judith Birx
Day One

I arrived at the William Holland Lapidary School of Art in Young Harris, GA on Saturday, October 14th at 2:00 PM. The weather and traffic were great for the entire nine-hour trip. As I stepped out of the vehicle, I remembered that it was fall...all the leaves were falling.

I found my room, number three, the Copper Room. Yea, everyone knows how much I love copper. The room, located in the older part of the school above the cafeteria, was clean and had the basics (shower stall, sink, and a small desk), and a double and a single bed.

Not long after I arrived, I met two lovely ladies who took me under their wings. Vickie and Kathy had been to the school four times. After a short meeting, we went to the local Mexican restaurant where we had a wonderful meal. Then we returned to the school.

After a short rest, we met again and began to trade items. I had beads that I traded for cabochons. Vickie wired a cabochon that I bought with a sterling wire wrap. I video recorded the process for our Tuesday workshop. Vicki is a very skilled wire wrapper and I thought that it would be a nice video for the class to watch, as all wire artists have their own style of wrapping. When finished, Vicki generously gave me the sterling silver wrapping.

Day Two

Our Sunday morning of our second day, I ran into my new friends and they brought me into town for a nice diner for breakfast. Then we stopped at a local farm store and shopped. Later we arrived at the school and employees, instructors, and students were beginning to arrive. We registered for class and for the big homemade Sunday dinner of roast beef, vegetables, salads, and dessert, which was simply awesome. Next we met with Scott Forward, our instructor for our "mineral identification one" class where he explained all of the activities he planned for us for the week.

At six o'clock Monday morning we headed to the Diamond Hill Mine in Abbeville, South Carolina to

look for crystals. The drive took two hours. There were seven of us, Scott and Diane, Dawn, Andy, Carol, MJ, Terry, Bob, and me. Dawn and Scott were the drivers. It was a nice, cool day by Florida standards, with a cloud cover for most of the time. We dug in the mounds around the pits and found all sorts of crystals; iron coated skeletal quartz clusters and points. Scott found a piece of aquamarine. We stayed as long as possible and we missed supper at the school, so we ate in a restaurant on the way back, arriving to the school at 10:00 PM.



Iron coated quartz crystals.

Day Three

We were still tired from the diamond hill mine the day before, so we needed a break. So today we went to the Rose Creek Mine in Franklin, North Carolina, where we panned in a trough and sifted through a bucket each of sand and minerals that cost each of us one hundred

There was an Indian maiden living on Shooting Creek. She was dark-eyed and buxom, the envy of her more skinny tribal sisters. And she had a handsome brave from the Wayahs for a beau. After months of steady courting, the young lovers announced they were going to get married. But, for some unexplained reason, the girl's father opposed the marriage. So they ran away. They headed for the young brave's home beyond the high mountains to the east. But the way was steep and long, the going slow. Time and again, in their climb to the sky, they had to stop and rest. Meanwhile, the girl's father discovered she had fled the village. He

organized a party of fleet-footed warriors and took out in pursuit. He caught the fleeing lovers at the big spring in the gap of the mountain where they had paused to drink and catch their breath. The irate father grabbed his daughter and warned the young brave he would be skinned alive if he ever showed up in the Shooting Creek again. And then he took his daughter back home.

And when the white settlers moved in and asked the Indians the name of the mountain they had crossed to get to Shooting Creek, the Indians said: "It is Chunky Gal".

<https://www.bluewatersmtnl.com/how-chunky-gal-mountain-got-its-name/>

dollars. The price of buckets ranged for five dollars to \$300. We found several gemstones by panning our buckets (Amethyst, opals, Indian pottery, soldlite, citrine quartz, and many others). We also had an opportunity to have specific gems put in our buckets for us to find. I chose to find a faceted smoky quartz and large piece of amethyst. This activity took us about two hours or so. We were all very happy with our findings and felt that it was well worth the one hundred dollars each.

Later that day we visited a museum and store where we saw many very large specimens. Then it was back to the school, and we were late for dinner, but they saved food for us. The baked chicken was awesome.

Day Four

We were off again on Wednesday to Chucky Gal Mountain, in the Smoky Mountains in Clay County, North Carolina to look for corundum.

Here is how Chucky Gal Mountain got its name.

Getting to the corundum area was a bit of a challenge, because it was rather steep and rocky on some parts of the trail, but we all made it.

We had lots of fun trying to identify corundum in the daylight with black light, but we all managed to find some to add to our collections. Bob found a large specimen and we all helped him by taking turns carrying his bucket back to the vehicle while he carried the large rock. Scott said that we are the first class to bring back so many pounds of rocks.

The next stop was "creeking" at Buck Creek in Clay County, North Carolina. The water was ice-cold, but we

Continued on next page

Cont. from page 6

made the best of it. Here we found black rocks imbedded with a glassy garnet formation...they are beautiful. Also, some of the sand in the creek was made up of what I believe are very small rubies that could be scooped up with our hands.

At the end of the day, we decided to eat at a sports bar and then it was back to school.

Day Five

We went to the Little Pine Garnet Mine in Garrison County, North Carolina on Thursday. Dawn was tired and sat this one out at the school. After a short walk to the mine, we set down our lunches and then spread out and headed for individual locations. I dug a bit up the path and Scott, Carol, and Andy went to the hillside, Mary Jane (MJ) went to the creek. MJ was our seventeen-year old stu-



One of my staurolite crystals (fairy cross)

dent. She managed to find her rocks very early each day and was then able to take her normal teenage naps.



The group: L to R, Andy, MJ, Bob, Carol, Me, Scott, Terry, Dawn

We were a determined class and we bonded very quickly.

and we weren't able to make it back to the school on time for dinner, so we all decided to eat Mexican again. We were all covered with dirt; it was 9:00 PM, yet they happily served us.

Day Six

Most people were leaving on Friday but we had the option of staying and checking out Saturday morning at nine o'clock. I decided to stay and get as much rest as possible. Scott planned a small road-cut trip to collect staurolite crystals (fairy crosses), so off we (Scott, Terry, Dawn, and me), went on our final trip of the class. The rest headed home. We found plenty of staurolite crystals and though we were very tired, we were pleased with our finds.

To show our appreciation, Terry and I took Scott and Denise out for dinner.

Day Seven

I headed for home at 7:00 AM Saturday morning and arrived safe and sound at 3:30 PM after the 538-mile drive back to Spring Hill, Florida. What a trip! I will probably do it again next October.

The cost was \$395 for the class, plus \$200 lab fee, room, board, travel, but we had to pay for extras like equipment, tools souvenirs, more slabs, for sale items from the school store.

Some of the students photographed her napping on picnic tables, a rock, and other unusual spots. Unfortunately while moving to another location my bucket fell and all that I had collected went rolling down the hill toward the creek. But I was able to start over and find more specimens. This turned out to be a stressful day for me. This was also a long day

Harold and Mary Lou Sparks founded the William Holland School of Lapidary Arts in 1983 as a non-profit organization devoted to providing quality lapidary, earth science, and jewelry making classes to the widest range of students possible. At the time, Harold was serving as the president of the Southeast Federation of Mineralogical Societies. In this capacity, they discovered that, despite the multitude of resources for those wishing to learn lapidary and jewelry making skills and the workshops member-clubs offered a few times a year, there were no comprehensive schools to teach and preserve this priceless knowledge. Spurred into action, Harold and Mary Lou set out to find a place to build, not just a school, but a place where strangers from all states and even other countries could come together to learn in a peaceful, beautiful atmosphere and share with one another. Together, they found just the place in the small town of Young Harris, GA. Before long, Harold and Mary Lou began to make their vision a reality. They called upon many rock and gem club members to donate their time, talents and funding with Harold using his charismatic manner to pull in an ever-growing number of supporters and volunteers. Even those who just stopped by to check the progress would often find themselves pitching in. "Have you ever installed insulation?" Harold called to one lady and the next thing she knew, she was stuffing pink rolls into the walls of what was to be the center of our campus. Another couple volunteered for one day, but wound up spending a whole week, calling their daughter each night to say it would be another day before they would be home. Soon, the many volunteers became one big family as they worked together each day and shared their dinner each night. Before long, the classes, which had already started in the Spark's basement, were moved into the newly completed Spark's Lodge.

When it came time to choose a name for the new school, Harold chose William Holland in honor of the third president of the SFMS, cementing an ongoing commitment of our organization to not only teach and preserve the arts of lapidary and jewelry making, but to serve the rock and gem clubs and lapidary community that played such a large role in making our existence a reality. To this day, we support the SFMS by offering them one week during which they can make exclusive use of the school's facilities to offer their own workshops. However, it isn't necessary to belong to a rock and gem club in order to enjoy William Holland. William Holland School of Lapidary Arts is a hobbyist school, devoted to preserving the lapidary arts and serving the lapidary community. As such, our

Continued on next page

Continued from page 7

annual season runs from the third week in April and extends thirty weeks until the first week of November. All of the classes offered at our school, apart from the SFMS reserved weeks, are open to anyone wishing to take part. Founded on the principles of service and volunteerism, all of our instructors continue to donate their time, completely free of charge, to help us fulfill our mission. Most instructors sell the supplies needed for students in their classes for a nominal fee in order to cover the cost of the materials and tools they provide in their classes. We can never thank each and every one of these wonderful individuals enough for traveling here from all over the world to give of themselves and continue to fulfill Harold and Mary Lou's vision of cooperation and excellence.

<http://www.lapidaryschool.org/about.htm>

At the December meeting, Judith will have a the most recent school catalog for interested club members to look through.

Tuesday Workshop at the

Weeki Wachee Senior Citizens' Center

The Withlacoochee Rockhounds is giving workshops on wire wrapping (stones), chain making (jump rings) and possibly other related skills at the Weeki Wachee Senior Citizens' Center in Spring Hill. The workshops are on the **first Tuesday of the month from 9:00 AM until 12:00 noon**. The cost per workshop is \$1.00. To participate in the workshops, one must be a member of the *Withlacoochee Rockhounds*, which covers dues to the *Weeki Wachee Citizens Club*

**Weeki Wachee Senior Citizens' Center.
3357 Susan Dr.
Spring Hill FL 34606**

For more information call Judith at: 352-587-1702

**Next Workshop
December 5th at 9:00 AM
We will learn more about wire wrapping.**

Florida Gem, Mineral, Fossils, and Jewelry Shows

Pinellas Geological Society - 01/12/2018

Start Date: 01/12/2018
End Date: 01/14/2018
Contact: Leona Feldhausen
Contact Phone: 727 709 3236
Venue: Largo Cultural Center
Address:
105 Central Park Drive;
Largo , FL

Central Brevard Rock & Gem Club - 2/3/2018

Start Date: 2/3/2018
End Date: 2/4/2018
Address:
951 Kiwanis Island Park Rd
Kiwanis Recreation Center
Merritt Island, FL

Bone Valley Gem, Mineral & Fossil Society - 2/24/2018

Start Date: 2/24/2018
End Date: 2/24/2018
Address:
175 Lake Hollingsworth Dr.
First Presbyterian Church
Lakeland, FL

Tomoka Gem & Mineral Society - 1/20/2018

Start Date: 1/20/2018
End Date: 1/21/2018
Hours: 10-5(Sat), 10-6(Sun)
Address:
3150 E. New York Ave
Volusia County Fairgrounds
Deland, FL 32724

Gem , Jewelry & Bead Show - 12/1/2017

Start Date: 12/1/2017
End Date: 12/3/2017
Address:
801 N. Tamiami
Sarasota Municipal Auditorium
Sarasota, FL

Gem , Jewelry & Bead Show - 1/12/2018

Start Date: 1/12/2018
End Date: 1/14/2018
Address:
801 N. Tamiami Trail
Municipal Auditorium
Sarasota, FL 34326

Monthly Meeting Kitchen Duties

In an effort to spread the kitchen duties at our monthly club meetings, Katie Schmidt has come up with a sign-up sheet so members can choose when they would like to take over the kitchen duties.

Duty Descriptions

- Arrive by 5:30 PM
- Gather two large Rubbermaid containers from the storage room. The containers are inside the large white wall cabinet, on the bottom shelf on the left side of the cabinet.
- A bowl to contain ice for drinks is either in the same cabinet or located in a cabinet in the kitchen.
- Plug in the electric strip bar in the kitchen, and then plug in the coffeemaker.
- Prepare the coffeemaker. Make eighteen (18) cups for a regular meeting. Use one scoop per two cups of coffee. Start the coffeemaker. *Coffee usually takes 15 to 20 minutes to brew.
- While coffee is brewing place coffee cups, sugar, creamer, and stirrers around the coffee maker.
- Set out waters/drinks and ice bowl. (Ice is in the freezer.)
- Set out disposable saucers, forks, and napkins for desserts.
- Tongs and a large knife (for cutting cake) are in the kitchen drawers.
- Set out the donation can and the framed donation sign.
- After the meeting, clean up and return all supplies from where they came.

Thank You

2017 Kitchen Duty Sign-up

December 13, 2017.....Mike S.....Barbara M


Our Website

www.withlacoocheerockhounds.com

Secretary's Report



by
Melody Steverson



Withlacoochee Rockhounds Monthly Meeting Minutes November 8, 2017

- The meeting was called to order by club president Ralph Barber at 7:15 pm.
- We all stood for the Pledge of Allegiance followed by a moment of silent prayer.
- There were no new members to recognize.
- There were eight guests in attendance; Buzz and Gail Werner, Travis Cerman, Bill and Donna Fahnestock, Zane White, Angela Reed, and Lori Moss.
- Rovie Alford made a motion to accept the minutes of our October meeting as printed in the newsletter, which was seconded by Dave Letasi, and passed by all members.
- Treasurer Janet Wheeler gave the Treasurer's Report.
- Sunshine report: Dave Letasi is back at tonight's meeting and doing well.

Old Business

No old business to discuss.

New Business

Judith Birx announced the election nominees put forward by the Nominating Committee;

Officers;

President – Judith Birx

Vice President – Dave Letasi

Secretary – Melody Steverson (by default)

Treasurer – Janet Wheeler (by default)

Board of Directors;

Mike Stone

Rovie Alford

Linda Spaulding

Dorwin Skinner

- Judith Birx asked if anyone wanted to run for a position, or nominate someone for a position. No one raised their hand. She stated that members would be able to nominate from the floor during the election.
- Judith Birx stated that volunteers are needed for the upcoming Gem Show in these areas;
- Set up and tear down
- Kitchen help
- The admission table
- The club booth
- Members were also asked for donations for an hourly "door prize" drawing.
- Linda Spaulding reminded members that she needs help running the "Kid's Touch Table".
- Janet Wheeler reminded members that volunteers get into the gem show at no-charge, otherwise they will have to pay admission.
- At least one grinding/polishing machine will be on display at the gem show and Dave Davis will do a knapping demo.
- Next month's refreshments will be provided by Angela Reed and Jan Gathj.
- Roger Wheeler made a motion to adjourn the meeting, Rovie Alford seconded the motion and it was passed by all.
- Meeting was adjourned at 7:40 pm.

*Minutes respectfully submitted by club secretary
Melody Steverson.*

The 43rd Annual Rock, Mineral, Fossil, and Jewelry Show

by Mike Stone

The show committee has been preparing for months with the main objective to make this the biggest and best show yet. After months of work and planning, including sweeping the area with advertising, contacting past and perspective vendors, finally the show began.

The gymnasium was nearly wall to wall vendors selling gorgeous rock, mineral, and fossil specimens, custom jewelry, cabochon and faceted stones, rock cutting, grinding, and polishing equipment, and unique display frames.

Six presentations during the three-day show were given by Dave Letasi, "The Last Great Sabre Cat", Jerry Johnson, "How to Clean Your Jewelry and Appraisals", and Linda Spaulding and Fred Hendershot, "Children's Mineral and Fossil, Program". Dave Davis and Frank Hanley had nearly continuous knapping demonstrations, producing fantastic points and bi faces from obsidian, chert, and agatized coral.

As usual our club set out the ultraviolet lit fluorescent mineral display and a display showing how to make a cabochons. We also set up displays of fossils, minerals knapping, Aaron's Breastplate, and Diamonds of the World.

At times customers were lined up at the door waiting to pay their entrance fee and also sign up for the big door prizes that were awarded at the end of the show. Judith Birx announced frequent door prizes of lesser value, picked from number on ticket stubs, as well as the time and location of the next presentation.

Kitchen staff passed through the gymnasium taking orders from vendors and then delivering the food. A restaurant area was available for customers. The menu included pulled pork sandwiches, salads, hot sandwiches, and BLTs. They also had a breakfast menu of muffins, pancakes, egg and cheese sandwiches, and biscuits and gravy.

My rough count of thirty-four club members working and/or attending the show represents about forty-one percent of our membership. At the end of the last day, the general consensus of the show committee was that our forty-third annual show was a success.

We will have information about the show at our December meeting.

Gem show photos on next page

December Clearance Sale

Jewelry and Collectables

Gemstones, diamonds, gemology reference books
and gem and gold scales

Hisnibs Jewelry

12470 Spring Hill Dr.



Withlacoochee Rockhounds



Bench Tips by Brad Smith



Bench Tips for Jewelry Making and Broom Casting for Creative Jewelry are available on Amazon

Mark Your Tools

It makes sense to mark your tools if you ever lend them to friends or take them to classes or workshops. The question is, how to mark them permanently? For metal tools, I use a very small ball bur running fast in the Dremel or Foredom to "engrave" my initials. Other times I'll form each letter in my initials with a number of hits of a center punch.

But for hammer handles and other wooden tools, the country boy in me came back and thought, "Why not make a branding iron?" If you'd like to try one, all you need is a little scrap copper or nickel about 22-24 gauge, a piece of heavy brass or copper for a base, about six inches of metal rod, and a piece of wood for the handle.


I formed my initials from a couple 4mm wide strips of sheet nickel. The "S" was one piece, but the "B" was in three pieces, soldered together with hard silver solder. (Remember to form the letters backwards). I then soldered the letters with medium silver solder onto a piece of 1/8-inch thick brass bar to act as a heat sink. Finally, I soldered a piece of 1/8 round rod on the back of the brass bar as a shaft to join to a wooden handle.

There are three types of silver solder, hard, medium, and soft. Hard has the highest melting point, medium melts at a medium temperature, and soft has the lowest melting point.

These solders melt at a temp up over 1000° F. It is only necessary to heat the branding iron to 600-700° F in order to char the wood, so there is little chance that the solder is going to melt in normal use.



The holidays will be upon us soon and we're all making our lists. If you need a present for someone who does jewelry, consider a book that will let him or her explore new skills. See the selection at [Amazon.com/author/bradfordsmith](https://www.amazon.com/author/bradfordsmith)



Learn New Jewelry Skills With Brad's
How-To-Do-It Books
[Amazon.com/author/bradfordsmith](https://www.amazon.com/author/bradfordsmith)

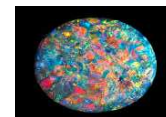
What is It?

Can you identify the specimen below?



Answer in next month's *Rock Talk*.

Last month's "What is It?" was
Australian black opal



The answer to this month's "What is It?"
Can be found on our website.

www.withlacoocheerockhounds.com

Business Card Size Advertisement

Our club can use the income generated by selling business card size advertisements in our newsletter and website. If you know of anyone who might benefit by advertising in the *Rock Talk*, please let them know that we can post their ads for ten dollars (\$10) per month. **An ad subscription for one year will include a one-year club membership.** The *Rock Talk* is distributed to more than only our club members, it is available on our website and therefore it has the potential for being distributed to over one thousand readers each month.

Contact newsletter editor Mike Stone at:
n1ve@amsat.org

Next Meeting, Wednesday December 13th 7:00 PM at the Weeki Wachee Senior Citizens Center

Withlacoochee Rockhounds

Membership Form

Complete this form and bring it with you to the Withlacoochee Rockhound meeting.
Attach your membership dues to this form.

Annual Dues: \$15.00 for an individual member or \$25.00 for a family

Please Print Clearly

Primary Member

Last name

First Name

Renewing members check here if no change in information below.

Additional family members:

Last name

First Name

Check if
under 18

Last name

First Name

Check if
under 18

Last name

First Name

Check if
under 18

Last name

First Name

Check if
under 18

Street Address:

City:

State:

ZIP

Phone Number(s):

Email Address:

Give this completed form along with your check for dues made out to "Withlacoochee Rockhounds" to club secretary Janet Wheeler at the club meeting. Or mail the form and your check to Withlacoochee Rockhounds, PO Box 5634, Spring Hill, FL 34611-5634

Rock Talk

Withlacoochee Rockhounds

Our monthly club meeting is held at the Weeki Wachee Senior Citizens Club, 3357 Susan Dr., Spring Hill, FL 34606, on the 2nd Wednesday of each month from 7:00 to 9:00 PM



www.withlacoocheerockhounds.com

Your Business Card Size Ad in Rock Talk

The cost to advertise your businesses in *Rock Talk* is \$10.00 per month. . Contact Mike Stone to set up an ad in both the club newsletter and our website. It will benefit both your business and our club.



LIKE US ON FACEBOOK
facebook.com/gailsgifhut

ROCKS, CRYSTALS, JEWELRY, TAPESTRIES, OILS, AND MUCH MORE

Gail's Gift Hut

gailsgifhut@gmail.com
FIND US ON ETSY
etsy.com/shop/gailsgifhut

Howards Flea Market
M 13,15,17,19
HOMOSASSA, FL. 34446

Withlacoochee Rockhounds
PO Box 5634
Spring Hill, FL 34611-5634

Withlacoochee Rockhounds

Purpose

We are a non-profit organization whose purpose is to foster interest and promote knowledge of minerals, gems, fossils, lapidary arts, and earth sciences, through regular meetings, informative programs, workshops, and field trips. PLUS our annual gem and mineral and jewelry show. Membership is open to anyone sharing such interests.

Dues

Dues are \$25.00 annually for a family and \$15.00 annually for a single member

Club Meeting Location and Time

Weeki Wachee Senior Citizens Center, 3357 Susan Drive in Spring Hill. The meetings are held on the second Wednesday of the month at 7:00 PM.

2017 Club Officers

President.....	Ralph Barber.....	352-200-6852.....	barbersbloomers@hotmail.com
Vice President.....	Dorwin Skinner.....	352-610-9422.....	twoantiques2@yahoo.com
Secretary.....	Melodye Steverson.....	352-683-9496.....	melodye@designsbymelodye.com
Treasurer.....	Janet Wheeler.....	727-938-3644.....	ceecgirl@tampabay.rr.com
Rock Talk Editors.....	Mike Stone / Peggy Burns.....	603-524-0468.....	n1ve@amsat.org
Club Web Master.....	Mike Stone.....	603-524-0468.....	n1ve@amsat.org
Mailing Reporter.....	Janet Wheeler.....	727-938-3644.....	ceecgirl@tampabay.rr.com
Program Coordinator.....	Melodye Steverson.....	352-683-9496.....	melodye@designsbymelodye.com
Education Chairman.....	Judith Bix.....	352-587-1702.....	judithbix@hotmail.com
Publicity Officer.....	Dorwin Skinner.....	352-610-9422.....	twoantiques2@yahoo.com

Board of Directors: Rovie Alford, Ralph Barber, Judith Bix, Dave Letasi, Melodye Steverson, Dorwin Skinner, Mike Stone, Janet Wheeler