























Q1 School Site (If you work at multiple sites, choose your home site OR complete a survey for each site at which you spend significant time.)























Answered: 7 Skipped: 0



2025-2026 BETA Administration/Site Climate Survey

| Answer Choices | Percentage | Responses |
|---|------------|-----------|
|  Casa Loma | 0% | 0 |
|  Cato | 0% | 0 |
|  Chavez | 0% | 0 |
|  Chipman | 0% | 0 |
|  College Hts | 0% | 0 |
|  Compton | 0% | 0 |
|  Curran | 0% | 0 |
|  Downtown | 100.00% | 7 |
|  Ed Center/District Office | 0% | 0 |
|  Eissler | 0% | 0 |
|  Emerson | 0% | 0 |
|  Evergreen | 0% | 0 |
|  Fletcher | 0% | 0 |
|  Frank West | 0% | 0 |
|  Franklin | 0% | 0 |
|  Fremont | 0% | 0 |
|  Garza | 0% | 0 |
|  Harding | 0% | 0 |
|  Harris | 0% | 0 |
|  Horace Mann | 0% | 0 |
|  Hort | 0% | 0 |
|  Jefferson | 0% | 0 |
| Total | | 7 |

2025-2026 BETA Administration/Site Climate Survey

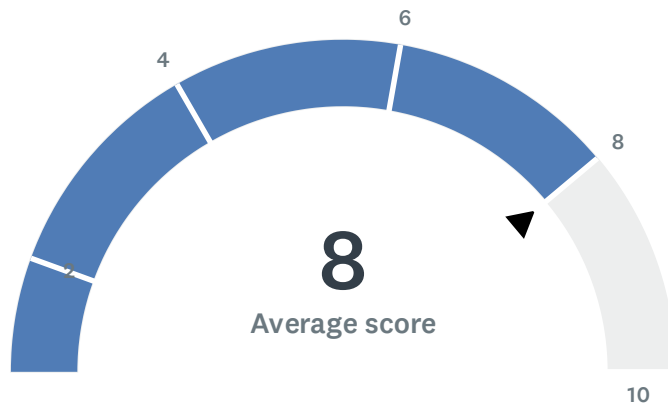
| Answer Choices | Percentage | Responses |
|--|------------|-----------|
|  Lincoln Jr. High | 0% | 0 |
|  Longfellow | 0% | 0 |
|  McKinley | 0% | 0 |
|  MLK | 0% | 0 |
|  Mt.Vernon | 0% | 0 |
|  Munsey | 0% | 0 |
|  Nichols | 0% | 0 |
|  Noble | 0% | 0 |
|  Owens Elementary | 0% | 0 |
|  Pauly | 0% | 0 |
|  Pioneer | 0% | 0 |
|  Rafer Johnson | 0% | 0 |
|  Roosevelt | 0% | 0 |
|  School Nurse | 0% | 0 |
|  Sequoia | 0% | 0 |
|  Sierra | 0% | 0 |
|  Stella Hills | 0% | 0 |
|  Stiern | 0% | 0 |
|  Thorner | 0% | 0 |
|  VAPA | 0% | 0 |
|  Voorhies | 0% | 0 |
|  Washington | 0% | 0 |
| Total | | 7 |

2025-2026 BETA Administration/Site Climate Survey

| Answer Choices | Percentage | Responses |
|---|------------|-----------|
|  Wayside | 0% | 0 |
|  William Penn | 0% | 0 |
|  Williams | 0% | 0 |
|  Other (please specify) Show responses | 0% | 0 |
| Total | | 7 |

Q2 Site administration is sensitive to the needs of students, staff, and the community.

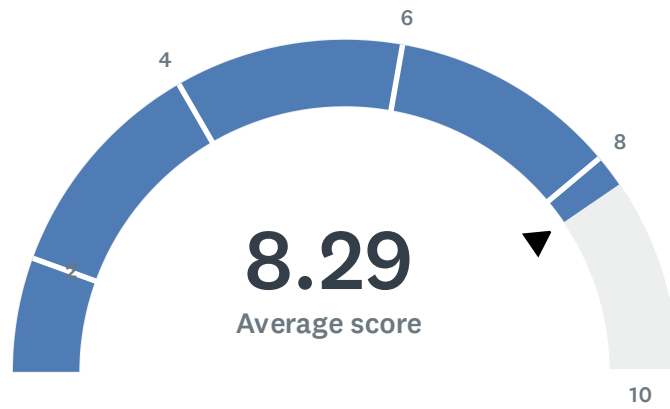
Answered: 7 Skipped: 0



| Basic statistics ⓘ | | | | |
|---------------------------------|---------|--------|------|--------------------|
| Minimum | Maximum | Median | Mean | Standard Deviation |
| 6.00 | 10.00 | 8.00 | 8.00 | 1.41 |

Q3 Site administration treats staff with respect; you feel like a valued member of a team.

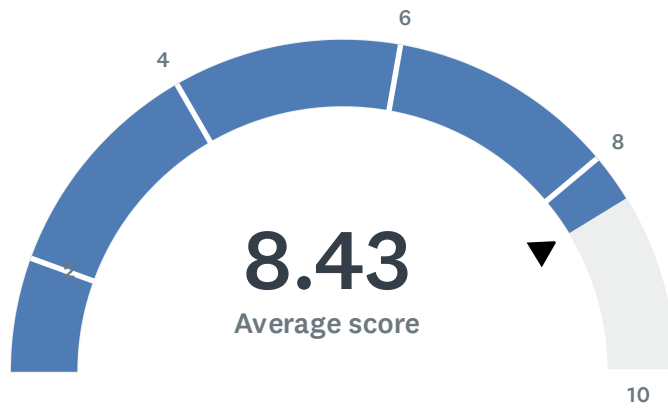
Answered: 7 Skipped: 0



| Basic statistics (i) | | | | |
|---|---------|--------|------|--------------------|
| Minimum | Maximum | Median | Mean | Standard Deviation |
| 5.00 | 10.00 | 9.00 | 8.29 | 1.67 |

Q4 Site administration conducts classroom visits in the least disruptive manner and leaves timely feedback (within 48 hours).

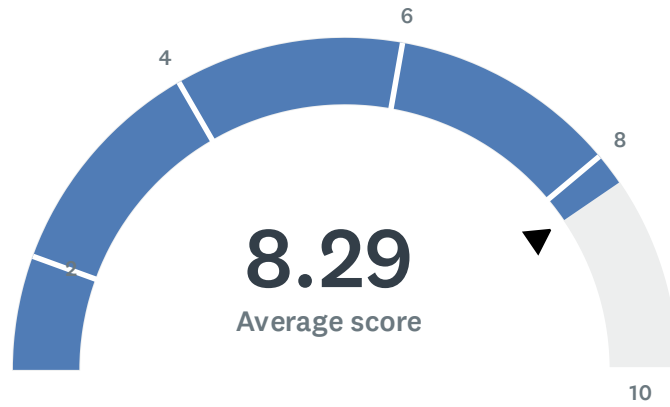
Answered: 7 Skipped: 0



| Basic statistics (i) | | | | |
|---|---------|--------|------|--------------------|
| Minimum | Maximum | Median | Mean | Standard Deviation |
| 1.00 | 10.00 | 10.00 | 8.43 | 3.11 |

Q5 Site administration follows the contract and respects personal rights.

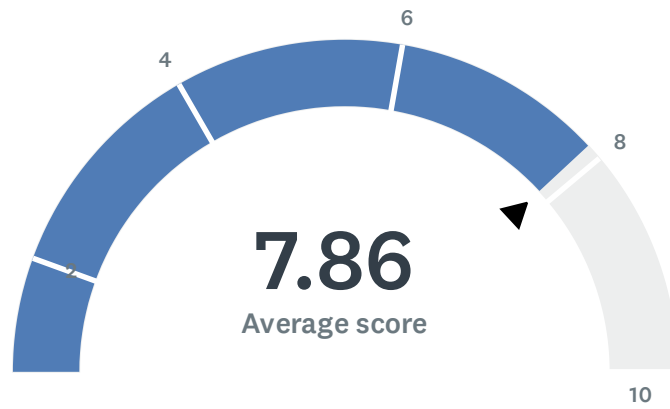
Answered: 7 Skipped: 0



| Basic statistics (i) | | | | |
|---|---------|--------|------|--------------------|
| Minimum | Maximum | Median | Mean | Standard Deviation |
| 6.00 | 10.00 | 8.00 | 8.29 | 1.58 |

Q6 Administration utilizes staff according to their job description (ie. Coaches, APL's, Specialists & Staff).

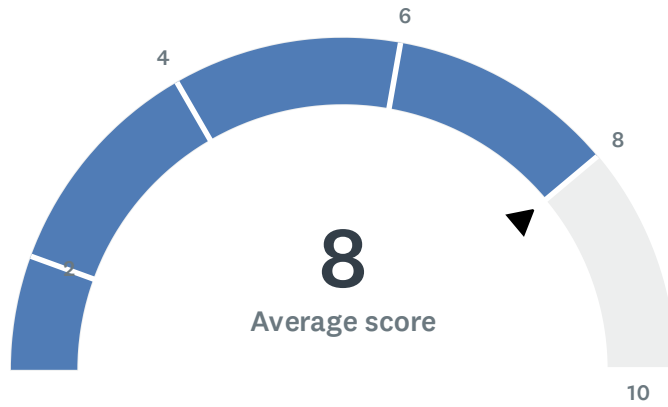
Answered: 7 Skipped: 0



| Basic statistics (i) | | | | |
|---|---------|--------|------|--------------------|
| Minimum | Maximum | Median | Mean | Standard Deviation |
| 5.00 | 10.00 | 9.00 | 7.86 | 1.73 |

Q7 Administration maintains open communication with staff, parents, and students.

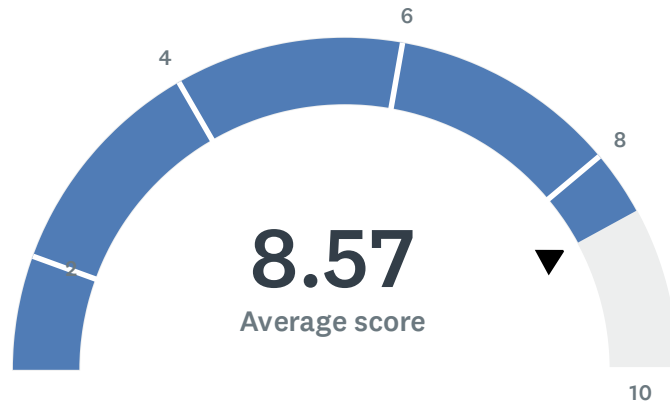
Answered: 7 Skipped: 0



| Basic statistics (i) | | | | |
|---|---------|--------|------|--------------------|
| Minimum | Maximum | Median | Mean | Standard Deviation |
| 2.00 | 10.00 | 9.00 | 8.00 | 2.67 |

Q8 Administration supports staff against attacks and criticism from parents.

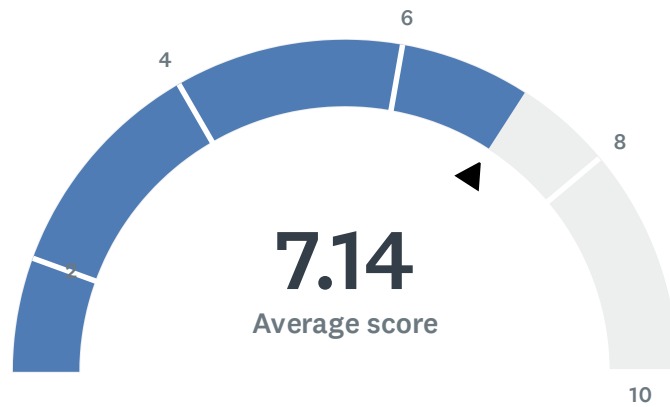
Answered: 7 Skipped: 0



| Basic statistics (i) | | | | |
|---|---------|--------|------|--------------------|
| Minimum | Maximum | Median | Mean | Standard Deviation |
| 7.00 | 10.00 | 8.00 | 8.57 | 1.29 |

Q9 Site administration treats all teachers equally; there is no preferential treatment.

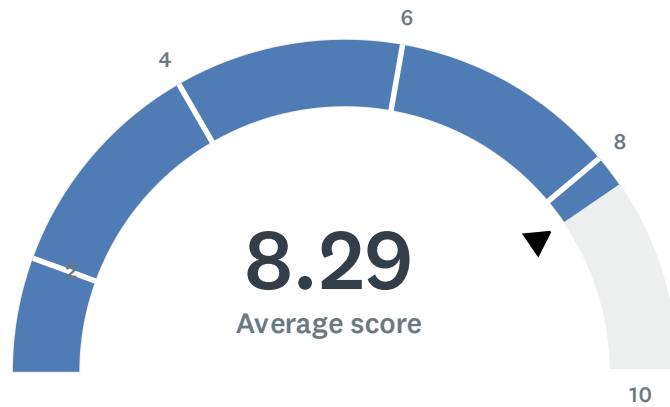
Answered: 7 Skipped: 0



| Basic statistics (i) | | | | |
|---|---------|--------|------|--------------------|
| Minimum | Maximum | Median | Mean | Standard Deviation |
| 3.00 | 10.00 | 7.00 | 7.14 | 2.90 |

Q10 Site administration has been supportive and minimizes additional stress.

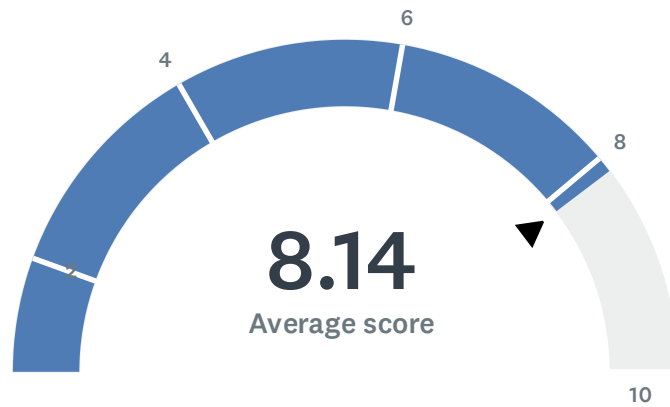
Answered: 7 Skipped: 0



| Basic statistics (i) | | | | |
|---|---------|--------|------|--------------------|
| Minimum | Maximum | Median | Mean | Standard Deviation |
| 6.00 | 10.00 | 8.00 | 8.29 | 1.58 |

Q11 Administration communicates expectations and information in an effective and timely manner.

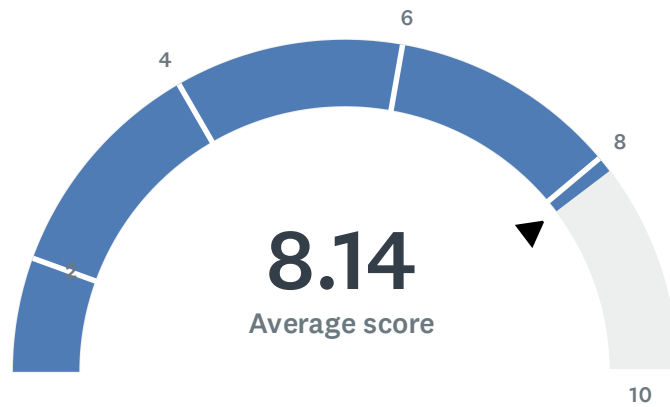
Answered: 7 Skipped: 0



| Basic statistics (i) | | | | |
|---|---------|--------|------|--------------------|
| Minimum | Maximum | Median | Mean | Standard Deviation |
| 5.00 | 10.00 | 9.00 | 8.14 | 1.73 |

Q12 Your site administration ensures positive working conditions at your worksite.

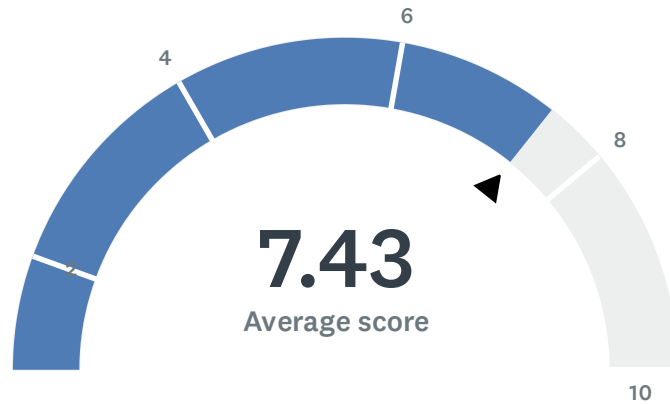
Answered: 7 Skipped: 0



| Basic statistics (i) | | | | |
|---|---------|--------|------|--------------------|
| Minimum | Maximum | Median | Mean | Standard Deviation |
| 5.00 | 10.00 | 8.00 | 8.14 | 1.81 |

Q13 Site administration is thoughtful/smart when calling "Inclement Weather" (rainy day, extreme temperatures, too windy, air quality, etc.) schedule.

Answered: 7 Skipped: 0



| Basic statistics (i) | | | | |
|---|---------|--------|------|--------------------|
| Minimum | Maximum | Median | Mean | Standard Deviation |
| 3.00 | 10.00 | 8.00 | 7.43 | 2.26 |

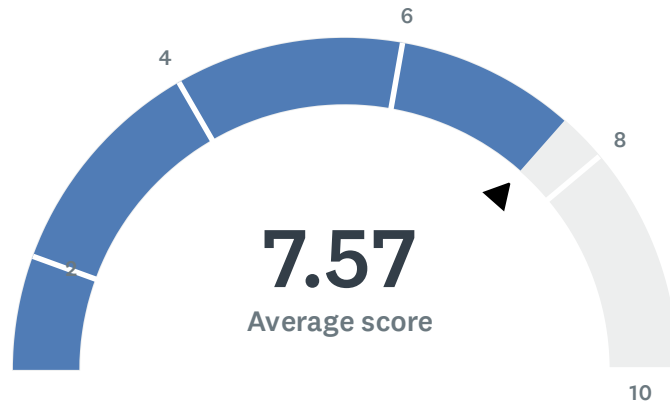
Q14 Do you have any comments, thoughts, or concerns about site administration?

Answered: 2 Skipped: 5

| # | RESPONSES | DATE |
|---|--|------|
| 1 | The site administration has improved over the few years she has been here. However, I feel Mrs.McEntire should be mindful in allowing the secretary to also act as an administrator. Sometimes the secretary is calling the inclement weather days and she'll try to give teachers inappropriate directions. That's not her place. | |
| 2 | Sometimes when there are walk throughs we don't always receive feedback. Other than that admin is great! | |

Q15 Site staff is involved in setting school policies and budgetary priorities.

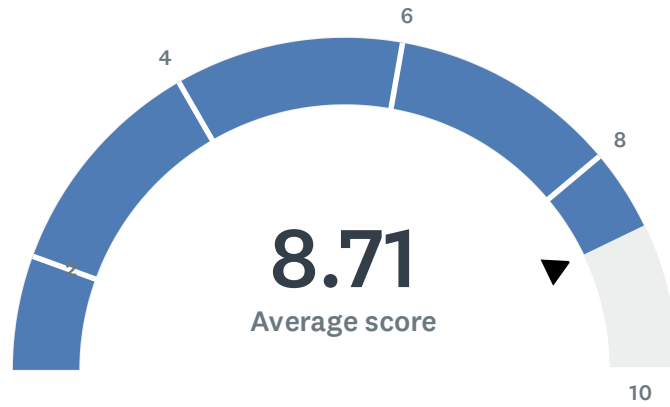
Answered: 7 Skipped: 0



| Basic statistics ⓘ | | | | |
|---|---------|--------|------|--------------------|
| Minimum | Maximum | Median | Mean | Standard Deviation |
| 3.00 | 10.00 | 7.00 | 7.57 | 2.44 |

Q16 Site meetings are productive and not excessive.

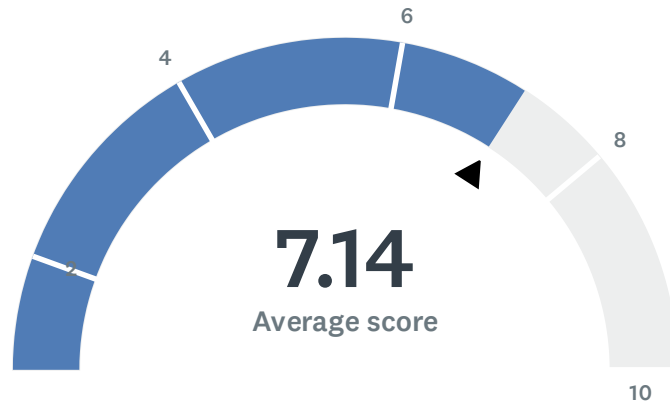
Answered: 7 Skipped: 0



| Basic statistics (i) | | | | |
|---|---------|--------|------|--------------------|
| Minimum | Maximum | Median | Mean | Standard Deviation |
| 5.00 | 10.00 | 9.00 | 8.71 | 1.67 |

Q17 Meetings, 504s, and/or IEPs scheduled outside of contractually guaranteed planning/preparation time?

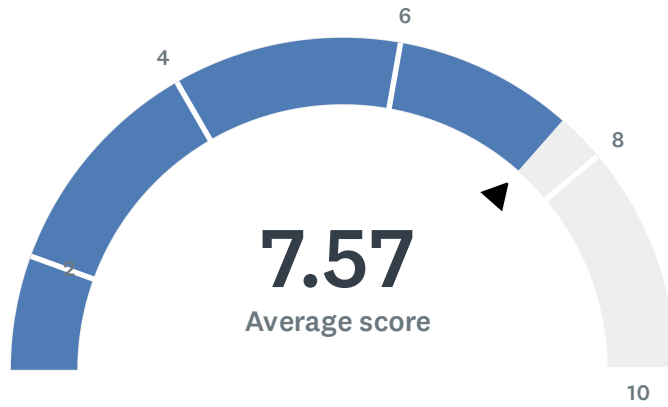
Answered: 7 Skipped: 0



| Basic statistics (i) | | | | |
|---|---------|--------|------|--------------------|
| Minimum | Maximum | Median | Mean | Standard Deviation |
| 2.00 | 10.00 | 7.00 | 7.14 | 2.85 |

Q18 My site receives daily, consecutive, uninterrupted planning/preparation time. (30 minutes / 40 minutes)

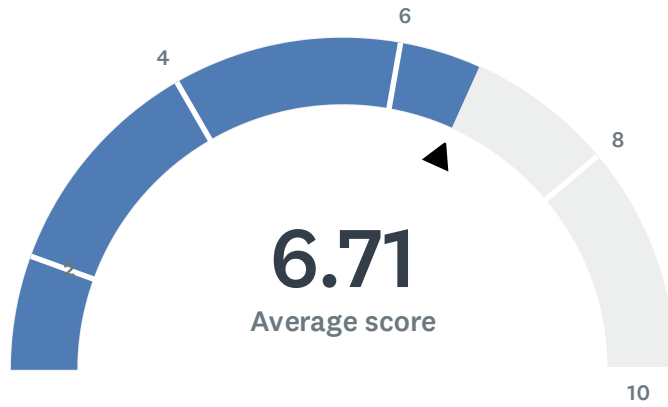
Answered: 7 Skipped: 0



| Basic statistics (i) | | | | |
|---|---------|--------|------|--------------------|
| Minimum | Maximum | Median | Mean | Standard Deviation |
| 5.00 | 10.00 | 7.00 | 7.57 | 2.19 |

Q19 Staff is given time (on duty) to input district-required data (i.e., Benchmarks, Dibels, CFAs, Report Cards, etc.).

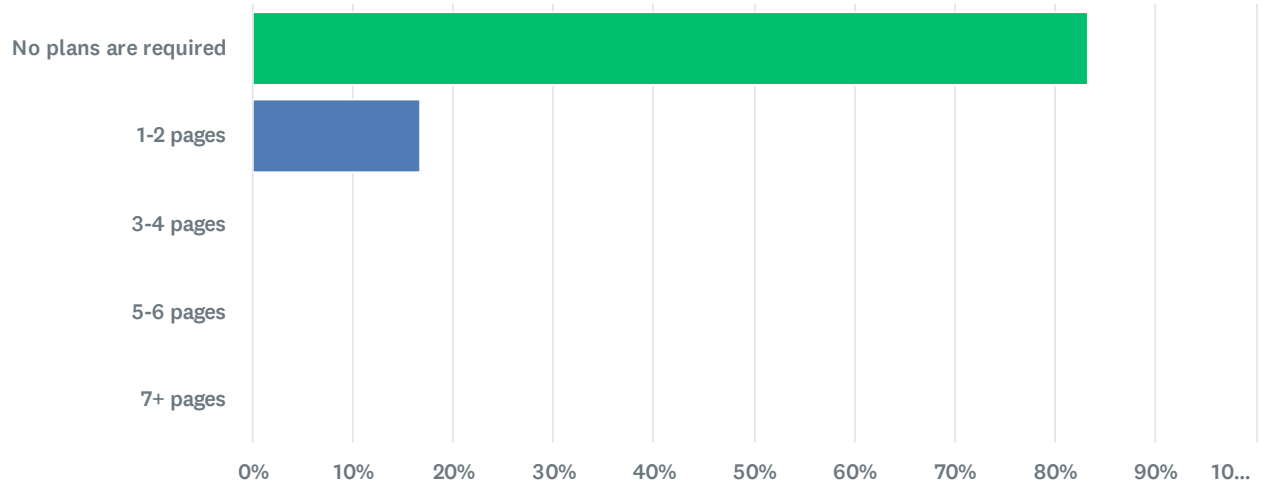
Answered: 7 Skipped: 0



| Basic statistics (i) | | | | |
|---|---------|--------|------|--------------------|
| Minimum | Maximum | Median | Mean | Standard Deviation |
| 2.00 | 10.00 | 7.00 | 6.71 | 2.76 |

Q20 Teachers are required to submit complete, but not excessively lengthy lesson plans.

Answered: 6 Skipped: 1



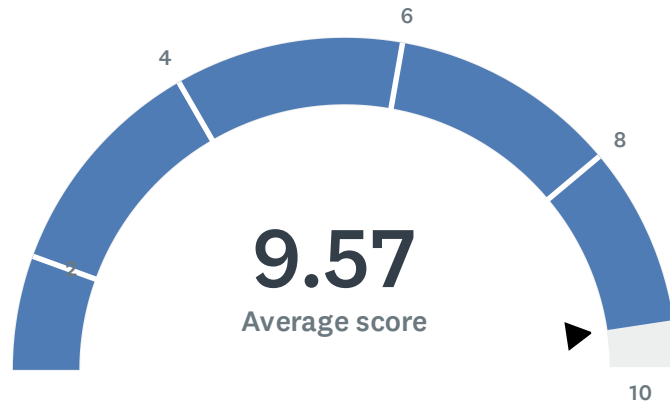
| Answer Choices | Percentage | Responses |
|--|------------|-----------|
| ● No plans are required | 83.33% | 5 |
| ● 1-2 pages | 16.67% | 1 |
| ● 3-4 pages | 0% | 0 |
| ● 5-6 pages | 0% | 0 |
| ● 7+ pages | 0% | 0 |
| Show comments | | |
| Total | | 6 |

2025-2026 BETA Administration/Site Climate Survey

| # | COMMENT | |
|---|--|--|
| 1 | TSS meetings, 504s, etc. always take place during our planning time. Late Start meetings are not helpful or productive. I think teachers should have more input as to what type of PD we need. | |

Q21 Staff (teachers and/or coaches) have recess duty.

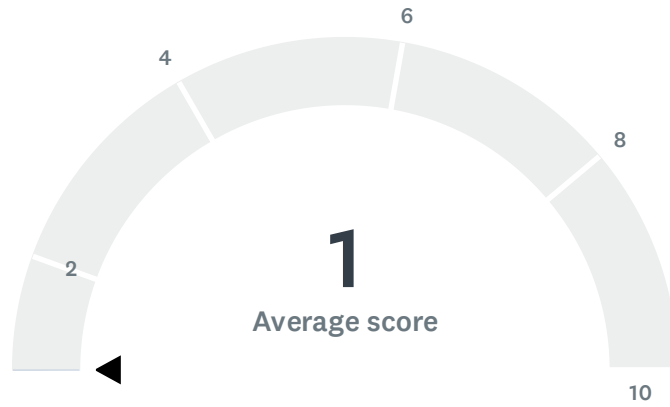
Answered: 7 Skipped: 0



| Basic statistics (i) | | | | |
|---|---------|--------|------|--------------------|
| Minimum | Maximum | Median | Mean | Standard Deviation |
| 7.00 | 10.00 | 10.00 | 9.57 | 1.05 |

Q22 Staff (teachers and/or coaches) have bus (arrival/dismissal) duty.

Answered: 5 Skipped: 2



| Basic statistics ⓘ | | | | |
|---|---------|--------|------|--------------------|
| Minimum | Maximum | Median | Mean | Standard Deviation |
| 1.00 | 1.00 | 1.00 | 1.00 | 0.00 |

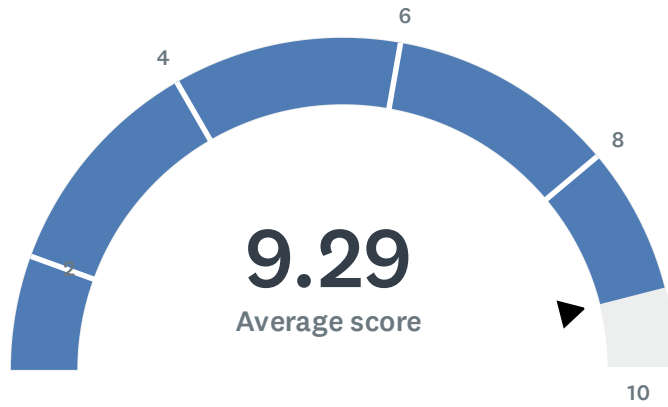
Q23 Do you have any comments, thoughts, or concerns about site operations, duties, and responsibilities?

Answered: 5 Skipped: 2

| # | RESPONSES |
|---|---|
| 1 | We are overwhelmed as everyone in the district is. We have more on our plates this year. Sites and the district should actively look for ways to take things off the teachers' plates. ISP revision would be a good start. |
| 2 | I resent yard duty. |
| 3 | I have lost all of my afterschool planning time now, having my room used for ELP as soon as my students are dismissed. |
| 4 | We were told we would "revisit" the recess duty need to see if we truly needed a teacher on duty. We are a small school, so why are two CPALS and campus supervisor/principal not sufficient for our small number of students at recess at a time? We haven't discussed this again and site leadership just had their first meeting all school year in January. |
| 5 | Admin is great about giving teachers their planning time. They will also address any needs of problems with parents arise. |

Q24 Staff and students feel safe.

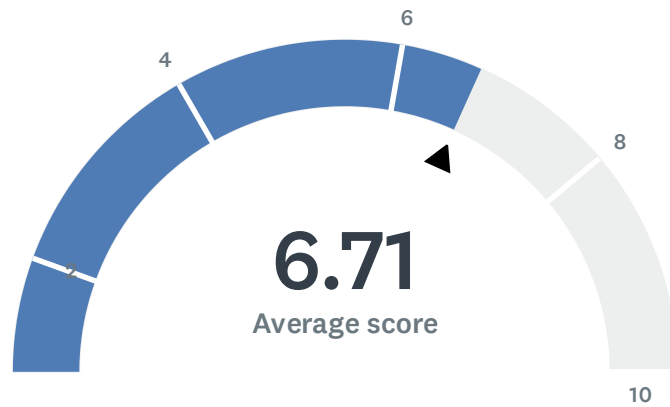
Answered: 7 Skipped: 0



| Basic statistics ⓘ | | | | |
|---------------------------------|---------|--------|------|--------------------|
| Minimum | Maximum | Median | Mean | Standard Deviation |
| 8.00 | 10.00 | 9.00 | 9.29 | 0.70 |

Q25 Administration has been helpful and supportive regarding student discipline.

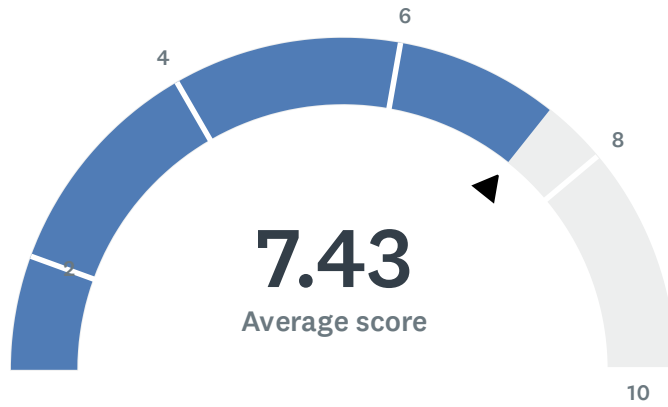
Answered: 7 Skipped: 0



| Basic statistics (i) | | | | |
|---|---------|--------|------|--------------------|
| Minimum | Maximum | Median | Mean | Standard Deviation |
| 2.00 | 10.00 | 8.00 | 6.71 | 3.33 |

Q26 Teachers have been given or trained to use effective tools to improve behavior.

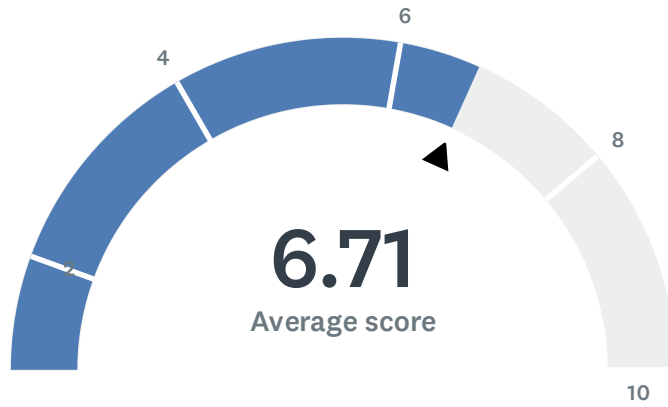
Answered: 7 Skipped: 0



| Basic statistics (i) | | | | |
|---|---------|--------|------|--------------------|
| Minimum | Maximum | Median | Mean | Standard Deviation |
| 4.00 | 10.00 | 8.00 | 7.43 | 2.38 |

Q27 Administration supports classroom discipline procedures and follows District discipline guidelines.

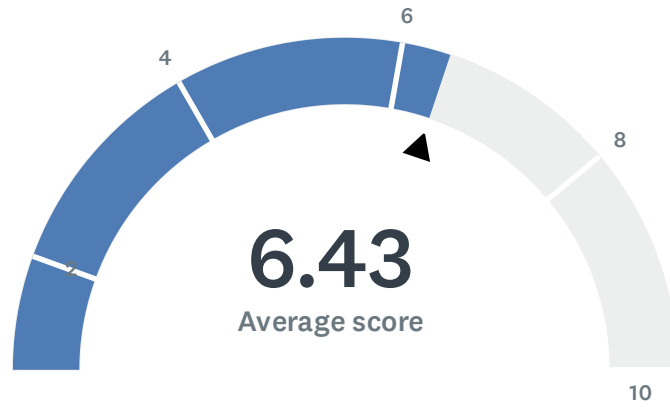
Answered: 7 Skipped: 0



| Basic statistics (i) | | | | |
|---|---------|--------|------|--------------------|
| Minimum | Maximum | Median | Mean | Standard Deviation |
| 1.00 | 10.00 | 9.00 | 6.71 | 3.61 |

Q28 When ODRs (office disciplinary referrals) are written, the teacher's word is valued and trusted.

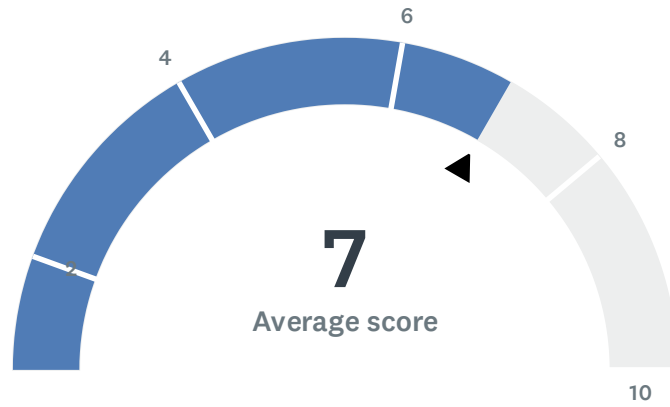
Answered: 7 Skipped: 0



| Basic statistics (i) | | | | |
|---|---------|--------|------|--------------------|
| Minimum | Maximum | Median | Mean | Standard Deviation |
| 1.00 | 10.00 | 8.00 | 6.43 | 3.42 |

Q29 My site has a positive atmosphere.

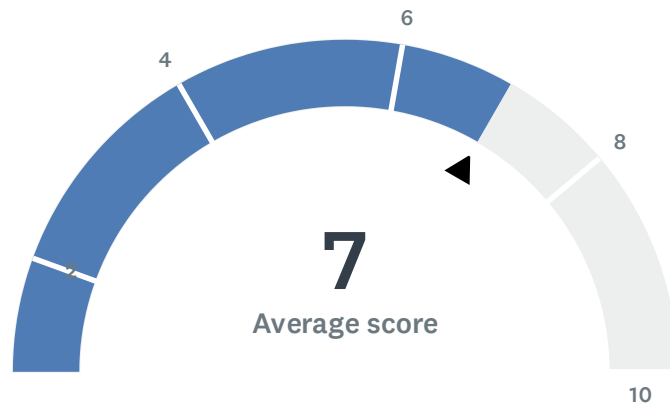
Answered: 7 Skipped: 0



| Basic statistics ⓘ | | | | |
|---------------------------------|---------|--------|------|--------------------|
| Minimum | Maximum | Median | Mean | Standard Deviation |
| 3.00 | 10.00 | 8.00 | 7.00 | 2.83 |

Q30 I would recommend my site to other employees and prospective teachers.

Answered: 7 Skipped: 0



| Basic statistics (i) | | | | |
|---|---------|--------|------|--------------------|
| Minimum | Maximum | Median | Mean | Standard Deviation |
| 3.00 | 10.00 | 8.00 | 7.00 | 3.02 |

Q31 Do you have any final comments, thoughts, or concerns about PBIS, Discipline, and/or Site Atmosphere?

Answered: 4 Skipped: 3

| # | RESPONSES |
|---|---|
| 1 | I feel supported with student behavior. I just wish discipline was more consistent. |
| 2 | There is no support with behavior. Referrals and notes are inputted into Aeries and fall on deaf ears. Kids who've cycle the system year after year as kids who need support are forgotten about. |
| 3 | Discipline burdens the teacher, never the admin. |
| 4 | Admin is great, but I wish the BIS would do more. Begging for student support is exhausting. |

Q32 Do you have any overall comments about your site and/or its administration?

Answered: 4 Skipped: 3

| # | RESPONSES |
|---|---|
| 1 | Is a great administrator to staff and students. She cares about each child and their needs. |
| 2 | Our BIS is worthless. |
| 3 | Secretary speaks condescendingly to teachers. |
| 4 | Admin is great. |