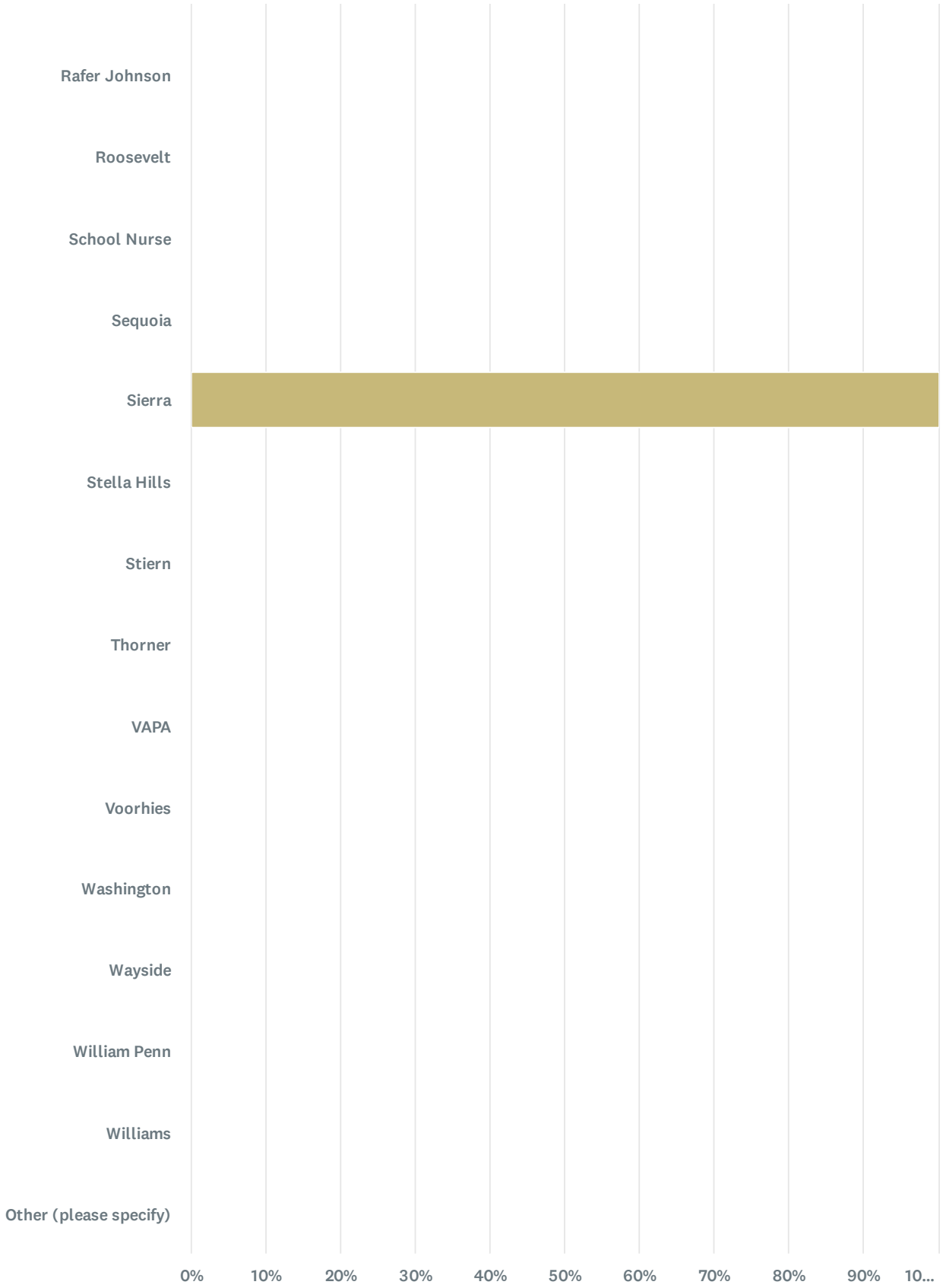
























2025-2026 BETA Administration/Site Climate Survey



Answer Choices	Percentage	Responses
Total		6

2025-2026 BETA Administration/Site Climate Survey

Answer Choices	Percentage	Responses
 Casa Loma	0%	0
 Cato	0%	0
 Chavez	0%	0
 Chipman	0%	0
 College Hts	0%	0
 Compton	0%	0
 Curran	0%	0
 Downtown	0%	0
 Ed Center/District Office	0%	0
 Eissler	0%	0
 Emerson	0%	0
 Evergreen	0%	0
 Fletcher	0%	0
 Frank West	0%	0
 Franklin	0%	0
 Fremont	0%	0
 Garza	0%	0
 Harding	0%	0
 Harris	0%	0
 Horace Mann	0%	0
 Hort	0%	0
 Jefferson	0%	0
Total		6

2025-2026 BETA Administration/Site Climate Survey

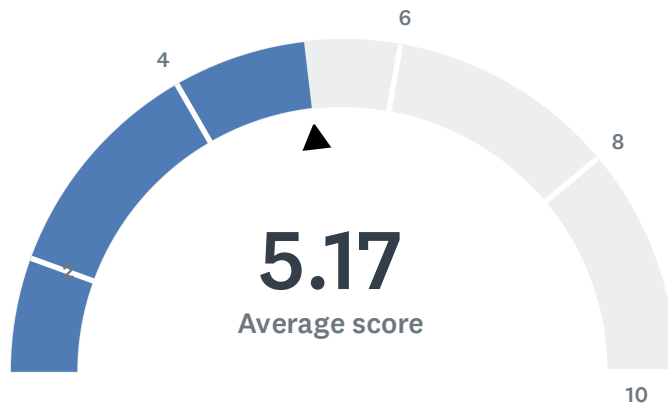
Answer Choices	Percentage	Responses
● Lincoln Jr. High	0%	0
● Longfellow	0%	0
● McKinley	0%	0
● MLK	0%	0
● Mt.Vernon	0%	0
● Munsey	0%	0
● Nichols	0%	0
● Noble	0%	0
● Owens Elementary	0%	0
● Pauly	0%	0
● Pioneer	0%	0
● Rafer Johnson	0%	0
● Roosevelt	0%	0
● School Nurse	0%	0
● Sequoia	0%	0
● Sierra	100.00%	6
● Stella Hills	0%	0
● Stiern	0%	0
● Thorner	0%	0
● VAPA	0%	0
● Voorhies	0%	0
● Washington	0%	0
Total		6

2025-2026 BETA Administration/Site Climate Survey

Answer Choices	Percentage	Responses
 Wayside	0%	0
 William Penn	0%	0
 Williams	0%	0
 Other (please specify) Show responses	0%	0
Total		6

Q2 Site administration is sensitive to the needs of students, staff, and the community.

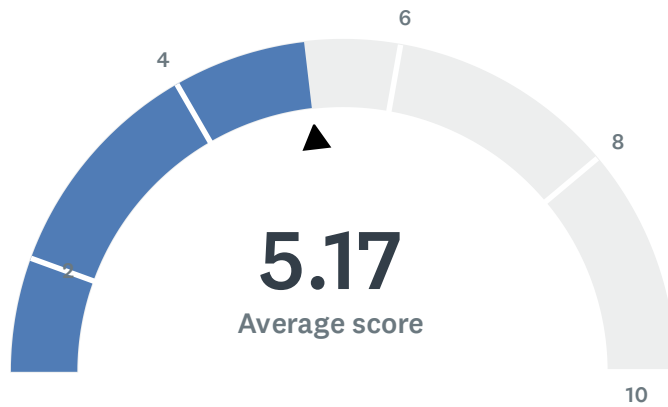
Answered: 6 Skipped: 0



Basic statistics ⓘ				
Minimum	Maximum	Median	Mean	Standard Deviation
2.00	9.00	5.00	5.17	2.73

Q3 Site administration treats staff with respect; you feel like a valued member of a team.

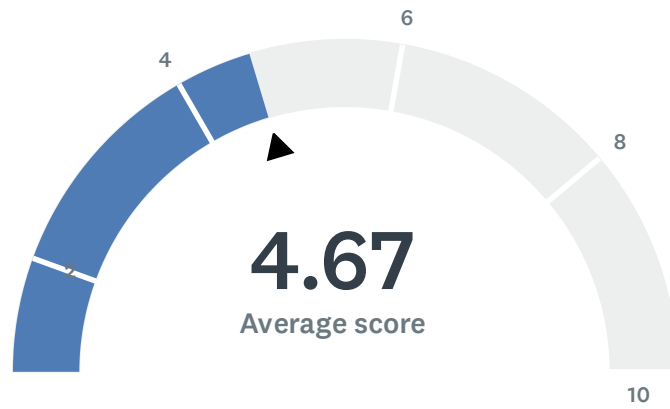
Answered: 6 Skipped: 0



Basic statistics (i)				
Minimum	Maximum	Median	Mean	Standard Deviation
2.00	9.00	4.50	5.17	2.67

Q4 Site administration conducts classroom visits in the least disruptive manner and leaves timely feedback (within 48 hours).

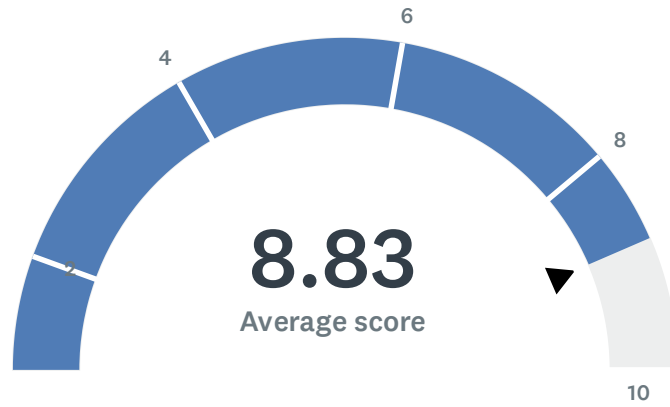
Answered: 6 Skipped: 0



Basic statistics (i)				
Minimum	Maximum	Median	Mean	Standard Deviation
1.00	10.00	4.00	4.67	3.40

Q5 Site administration follows the contract and respects personal rights.

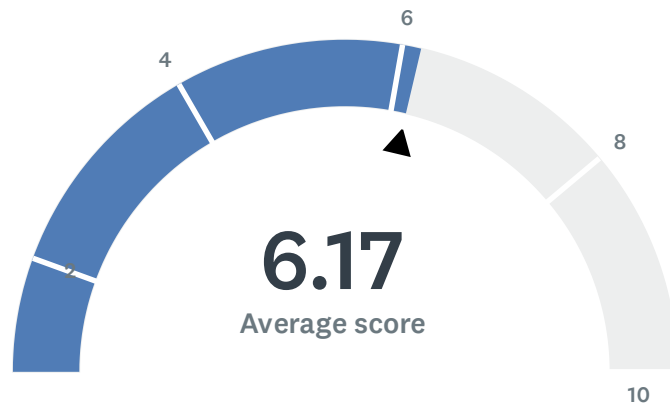
Answered: 6 Skipped: 0



Basic statistics ⓘ				
Minimum	Maximum	Median	Mean	Standard Deviation
6.00	10.00	9.50	8.83	1.46

Q6 Administration utilizes staff according to their job description (ie. Coaches, APL's, Specialists & Staff).

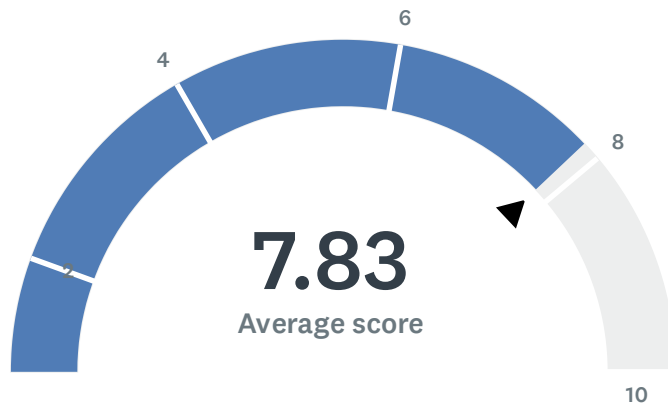
Answered: 6 Skipped: 0



Basic statistics (i)				
Minimum	Maximum	Median	Mean	Standard Deviation
2.00	10.00	6.00	6.17	3.13

Q7 Administration maintains open communication with staff, parents, and students.

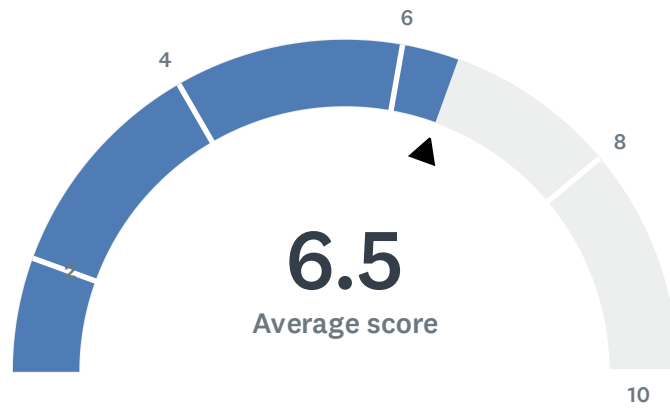
Answered: 6 Skipped: 0



Basic statistics (i)				
Minimum	Maximum	Median	Mean	Standard Deviation
5.00	10.00	7.50	7.83	1.77

Q8 Administration supports staff against attacks and criticism from parents.

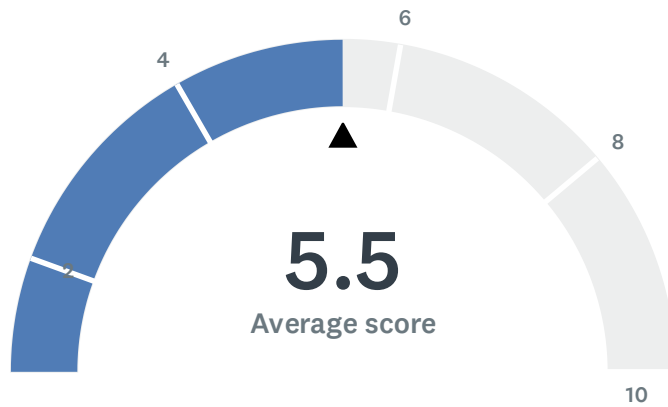
Answered: 6 Skipped: 0



Basic statistics ⓘ				
Minimum	Maximum	Median	Mean	Standard Deviation
3.00	10.00	6.00	6.50	2.43

Q9 Site administration treats all teachers equally; there is no preferential treatment.

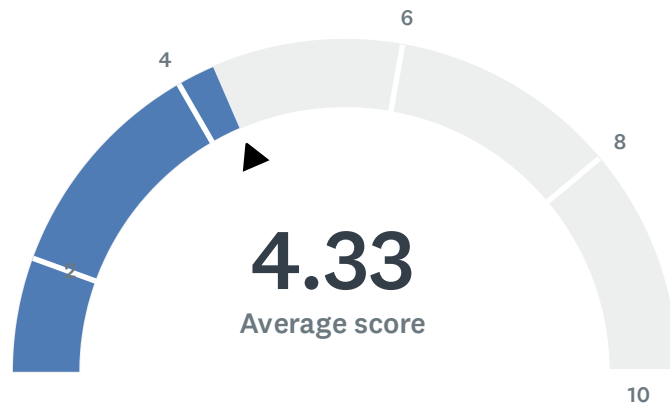
Answered: 6 Skipped: 0



Basic statistics (i)				
Minimum	Maximum	Median	Mean	Standard Deviation
2.00	8.00	6.50	5.50	2.57

Q10 Site administration has been supportive and minimizes additional stress.

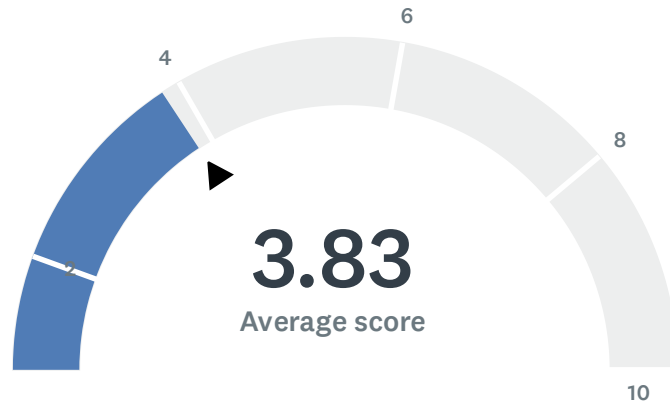
Answered: 6 Skipped: 0



Basic statistics (i)				
Minimum	Maximum	Median	Mean	Standard Deviation
1.00	8.00	4.50	4.33	2.81

Q11 Administration communicates expectations and information in an effective and timely manner.

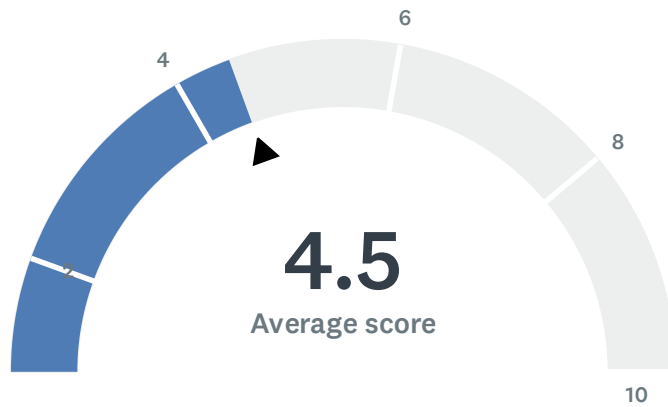
Answered: 6 Skipped: 0



Basic statistics (i)				
Minimum	Maximum	Median	Mean	Standard Deviation
1.00	8.00	3.00	3.83	2.73

Q12 Your site administration ensures positive working conditions at your worksite.

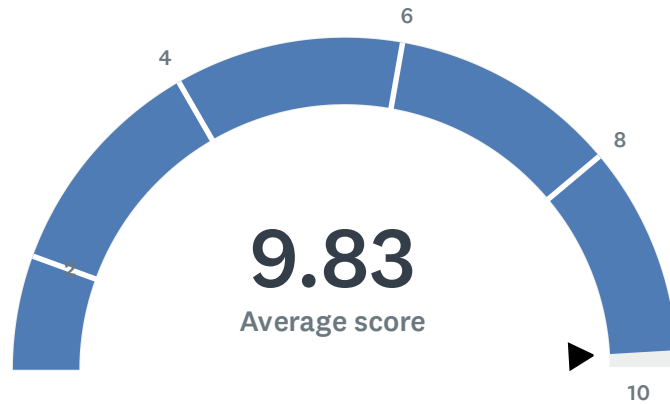
Answered: 6 Skipped: 0



Basic statistics ⓘ				
Minimum	Maximum	Median	Mean	Standard Deviation
1.00	8.00	4.50	4.50	2.99

Q13 Site administration is thoughtful/smart when calling "Inclement Weather" (rainy day, extreme temperatures, too windy, air quality, etc.) schedule.

Answered: 6 Skipped: 0



Basic statistics (i)				
Minimum	Maximum	Median	Mean	Standard Deviation
9.00	10.00	10.00	9.83	0.37

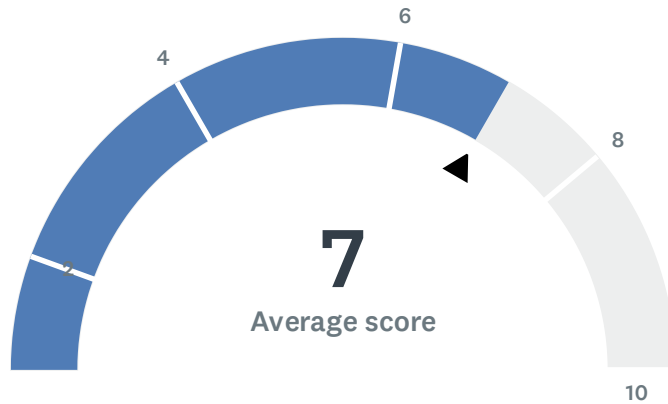
Q14 Do you have any comments, thoughts, or concerns about site administration?

Answered: 5 Skipped: 1

#	RESPONSES	DATE
1	Staff is sensitive to the needs of parents and students sometimes at the expense of teacher needs. Some students seem to have preferential treatment when it comes to discipline issues. Teachers feel stressed when they are told that they both document too much and need to document more. Teachers also feel stressed when data is used to suggest that teachers are not doing enough.	
2	This survey is in regards to the interim principal (Beed) and interim VP (Davis). This does NOT reflect the leadership from Short. My interim principal has on many occasions allowed staff to bad mouth other staff members and does not put a stop to it. The interim principal favors the CPAL's and does not hold them accountable. The interim principal is not responsible in regards to emailing staff back in a timely manner. It usually takes her 3-5 business days to reply and when we get a response it'll be at 8pm. The interim VP is extremely rude to teachers and staff. I have seen staff ask her a question in regards to APL stuff (which is her actual job) and she responds very rudely saying "that is not my job." The interim principal and VP are not approachable with concerns from teachers. I feel like a brand new teacher under this interim administration. I also feel like there is preferential treatment with staff. The CPALS can be on their phones and the interim principal doesn't correct them. The BIS is constantly using her phone and no one tells her anything.	
3	Although many of my ratings are from a combination of leaders (as our principal has been out for several months), since our new leadership, the campus culture as far as the satisfaction of employees, communication and support has been improving dramatically. My scores reflect a combination of the leadership we've had this school year.	
4	My site administration has been extremely hard to get in contact with when needed. The interim principal (VP) will send you an email 2 days later at 8PM. The interim VP (APL) talks to everyone with no respect. You can ask her a question in regards to a timesheet and she will say that is not her current job, to ask someone else. Even when the APL was at her normal job at being an APL. She never respected timelines or people's hard work. She misses continuous deadlines for field trips and conferences. The interim principal (VP) favors staff and allows them to talk badly about other co workers. She does not stop them from saying negative comments out loud.	
5	Currently, Mrs. Beed is acting principal and she is all 10s. As a collective, these are my feelings.	

Q15 Site staff is involved in setting school policies and budgetary priorities.

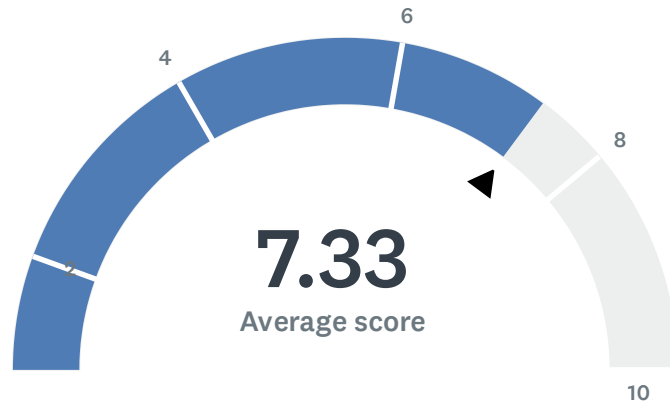
Answered: 6 Skipped: 0



Basic statistics (i)				
Minimum	Maximum	Median	Mean	Standard Deviation
2.00	10.00	7.50	7.00	3.16

Q16 Site meetings are productive and not excessive.

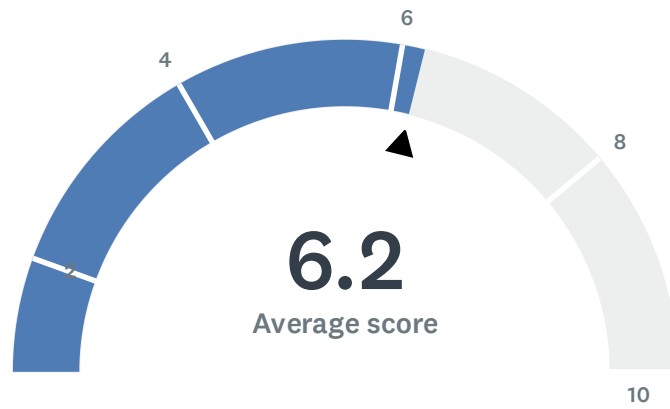
Answered: 6 Skipped: 0



Basic statistics ⓘ				
Minimum	Maximum	Median	Mean	Standard Deviation
2.00	10.00	9.00	7.33	3.14

Q17 Meetings, 504s, and/or IEPs scheduled outside of contractually guaranteed planning/preparation time?

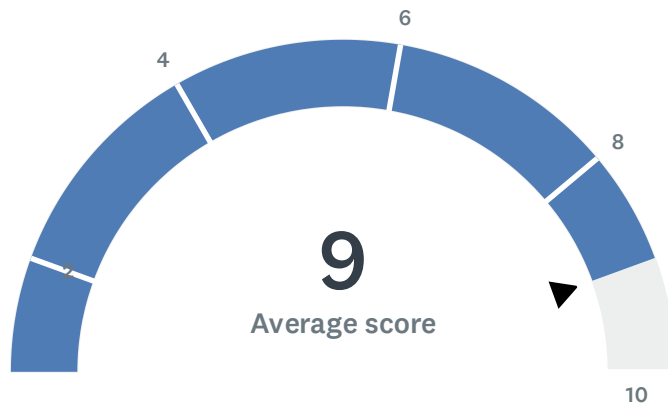
Answered: 5 Skipped: 1



Basic statistics (i)				
Minimum	Maximum	Median	Mean	Standard Deviation
2.00	10.00	5.00	6.20	3.25

Q18 My site receives daily, consecutive, uninterrupted planning/preparation time. (30 minutes / 40 minutes)

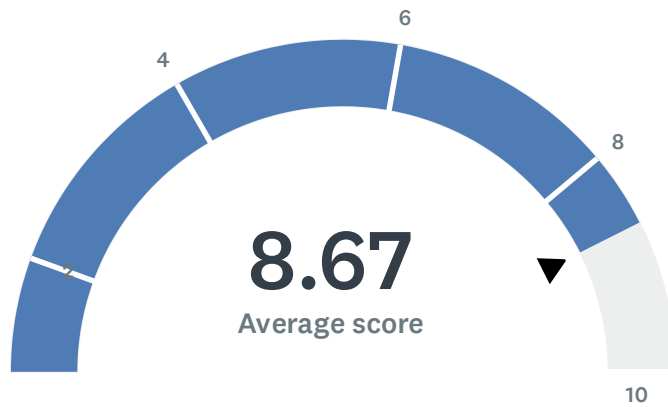
Answered: 6 Skipped: 0



Basic statistics (i)				
Minimum	Maximum	Median	Mean	Standard Deviation
5.00	10.00	10.00	9.00	1.83

Q19 Staff is given time (on duty) to input district-required data (i.e., Benchmarks, Dibels, CFAs, Report Cards, etc.).

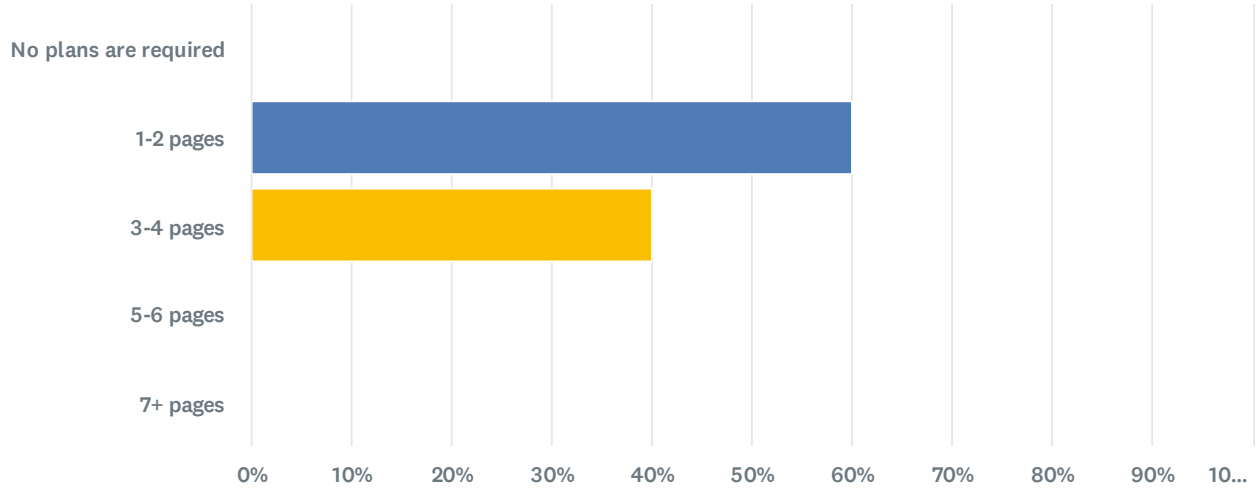
Answered: 6 Skipped: 0



Basic statistics (i)				
Minimum	Maximum	Median	Mean	Standard Deviation
5.00	10.00	10.00	8.67	1.97

Q20 Teachers are required to submit complete, but not excessively lengthy lesson plans.

Answered: 5 Skipped: 1



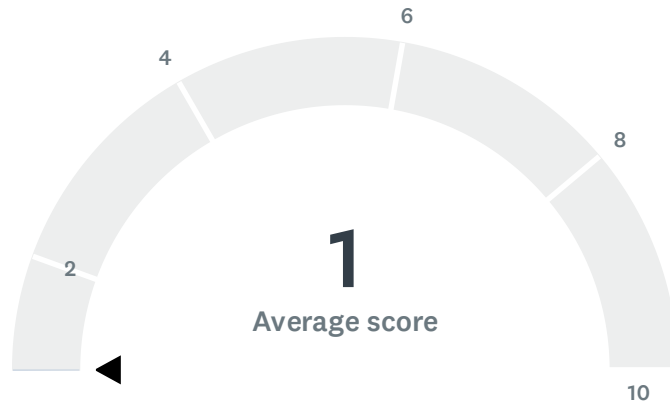
Answer Choices	Percentage	Responses
● No plans are required	0%	0
● 1-2 pages	60.00%	3
● 3-4 pages	40.00%	2
● 5-6 pages	0%	0
● 7+ pages	0%	0
Show comments		
Total		5

2025-2026 BETA Administration/Site Climate Survey

#	COMMENT	
1	What is the point of turning a lesson plan to the interim principal if she gives no feedback.	
2	Not all PLCS are monitored in the same way. Data in staff meetings and PLCs is used against teachers	
3	We turn them in in alternative groups. 1-4. So once a month. Lesson plans are graded.	

Q21 Staff (teachers and/or coaches) have recess duty.

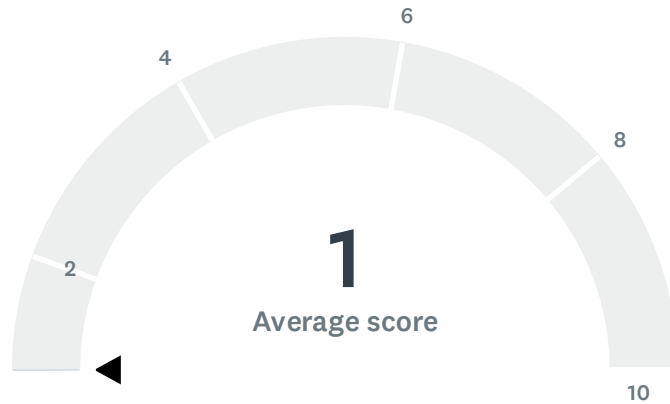
Answered: 4 Skipped: 2



Basic statistics ⓘ				
Minimum	Maximum	Median	Mean	Standard Deviation
1.00	1.00	1.00	1.00	0.00

Q22 Staff (teachers and/or coaches) have bus (arrival/dismissal) duty.

Answered: 4 Skipped: 2



Basic statistics ⓘ				
Minimum	Maximum	Median	Mean	Standard Deviation
1.00	1.00	1.00	1.00	0.00

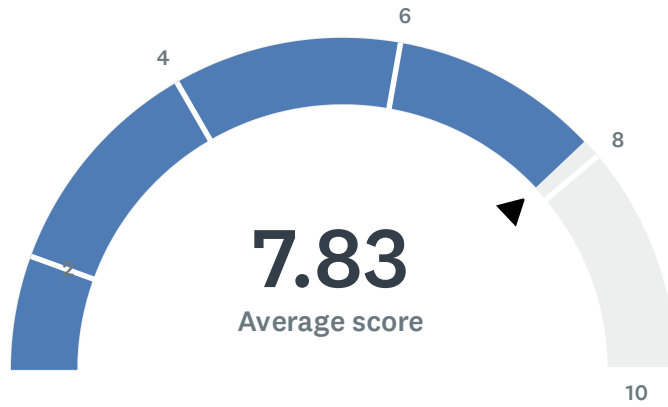
Q23 Do you have any comments, thoughts, or concerns about site operations, duties, and responsibilities?

Answered: 1 Skipped: 5

#	RESPONSES	DATE
1	Teachers have no duty, but support staff does.	2/5/2026 1:50 PM

Q24 Staff and students feel safe.

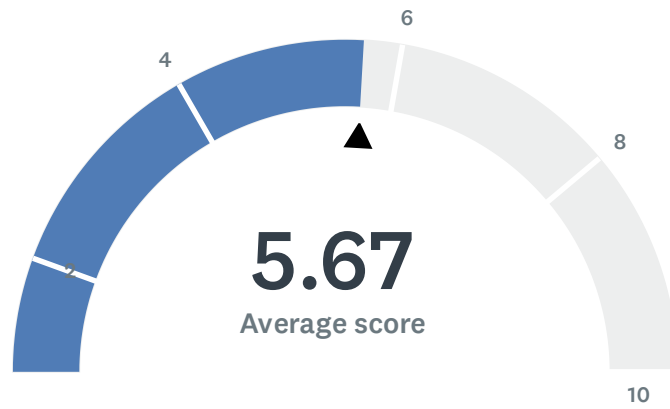
Answered: 6 Skipped: 0



Basic statistics ⓘ				
Minimum	Maximum	Median	Mean	Standard Deviation
5.00	10.00	8.00	7.83	1.57

Q25 Administration has been helpful and supportive regarding student discipline.

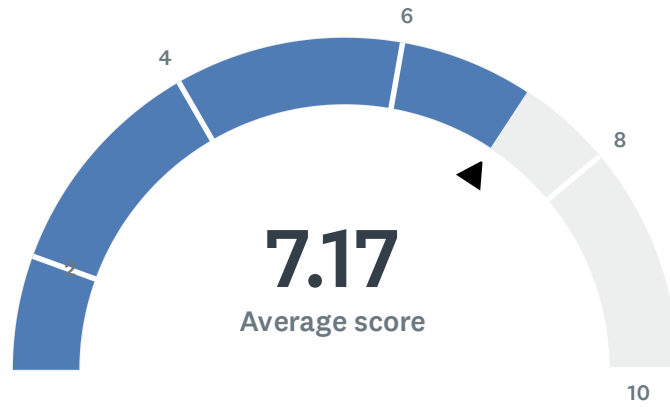
Answered: 6 Skipped: 0



Basic statistics (i)				
Minimum	Maximum	Median	Mean	Standard Deviation
2.00	8.00	7.00	5.67	2.62

Q26 Teachers have been given or trained to use effective tools to improve behavior.

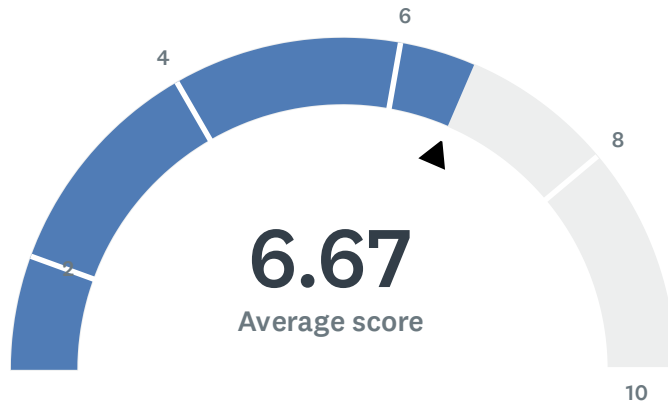
Answered: 6 Skipped: 0



Basic statistics (i)				
Minimum	Maximum	Median	Mean	Standard Deviation
1.00	10.00	8.00	7.17	2.91

Q27 Administration supports classroom discipline procedures and follows District discipline guidelines.

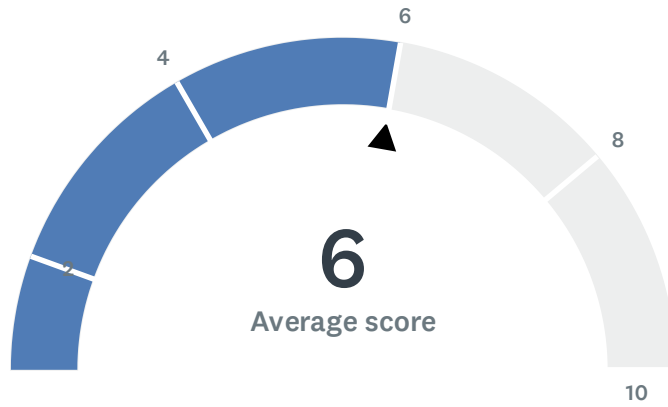
Answered: 6 Skipped: 0



Basic statistics (i)				
Minimum	Maximum	Median	Mean	Standard Deviation
1.00	10.00	8.50	6.67	3.40

Q28 When ODRs (office disciplinary referrals) are written, the teacher's word is valued and trusted.

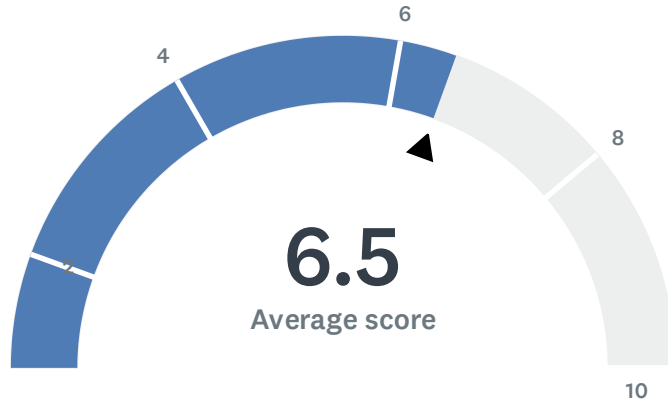
Answered: 6 Skipped: 0



Basic statistics (i)				
Minimum	Maximum	Median	Mean	Standard Deviation
1.00	9.00	7.50	6.00	2.94

Q29 My site has a positive atmosphere.

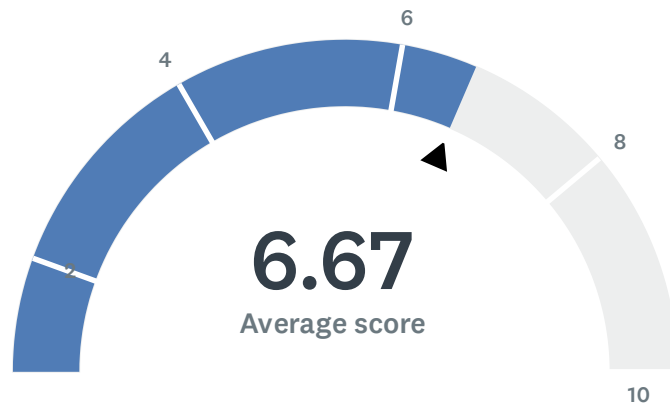
Answered: 6 Skipped: 0



Basic statistics ⓘ				
Minimum	Maximum	Median	Mean	Standard Deviation
2.00	9.00	8.00	6.50	2.87

Q30 I would recommend my site to other employees and prospective teachers.

Answered: 6 Skipped: 0



Basic statistics (i)				
Minimum	Maximum	Median	Mean	Standard Deviation
1.00	10.00	8.00	6.67	3.45

Q31 Do you have any final comments, thoughts, or concerns about PBIS, Discipline, and/or Site Atmosphere?

Answered: 3 Skipped: 3

#	RESPONSES	
1	Teachers are told they document too much and in the same sentence that they need to document more. ODRs go unaddressed Teachers are not part of student Tier 2 interventions even though they are the ones that spend the most time with the students Tier 2 supports give students the upper hand Tier 2 supports enable students' negative behaviors rather than empower them to reach their potential. Behavior and academic data reports are used against teachers.	
2	In many occasions ODR's have been deleted or rejected. ODR's have also been altered or written and put a teachers name on it. My interim principal makes teachers feel like we should not document any minors. If the interim principal took the time to walk classrooms she would see the behaviors we are dealing with. Instead she has never once walked rooms since Short left.	
3	Seems like PBIS is an afterthought.	

Q32 Do you have any overall comments about your site and/or its administration?

Answered: 3 Skipped: 3

#	RESPONSES
1	This site is toxic. The 6th grade team has sent inappropriate emails out in regards to being victims at this school. There are many cliques and the environment feels hostile.
2	Administration should use support staff as their position is described and outlined by the district.
3	Overall it's great, teachers just need a little more support.