



Since 1948

Exploring the wonderful world of beekeeping together

## The Bee Buzzer

Monthly publication of the

### Northeastern Kansas Beekeepers' Association

VOLUME 67, NUMBER 5

EDITOR: JOLI WINER

MAY 2015

#### General Meeting

**Monday May 18<sup>th</sup> 2015**

**First 15 minutes**

**Steve Tipton presents:**

**Small Hive Beetles**

**Regular Program**

**John Speckman Presents:**

**Successfully Supering your Hives**

**& Successfully Producing**

**Comb Honey**

**7:00 p.m.**

**Douglas County Fairgrounds,**

**2110 Harper St., Bldg 21N**

Program: Hives growing great? Time to super! The honey bee is a hoarder--you give them the space, they will try to fill it with surplus honey for you. John Speckman will be our guest speaker and give us the basic info needed to successfully super our hives.

John will also share tips for the not-so-simple art of producing comb honey. Our first fifteen minutes will focus on Small Hive Beetle and an interesting extension publication from Clemson University and Michael Hood. Steve Tipton will lead this discussion.

**Directions:** The address is 2110 Harper St. It is easily accessible from K10, turn north on Harper Street and it is just a few blocks. We are in Building 21 North which will be on your left you turn into the fairgrounds.



#### Marla-velous Funday Update

We have the tentative Marla-velous program ready for you. Be sure and get your registration in the mail or register and pay online at nekba.org. We have a fantastic meal planned for you—BBQ & Becky's homemade honey ice cream! You will not go hungry. Mentally your mind will also be filled up—bring a friend or family member so that you can take advantage of the many workshops going on at the same time.

**Marla's keynote**-Protecting our Pollinators

**Marla's other talks:** 2. Propolis-More than Glue & 3. Keeping Bees Alive: Good Nutrition & Controlling Varroa

**Marion Ellis:** 1.Oxalic Acid & 2. Why Bees 3. Just for the NEKBA & KHPA youth scholarship-at the hive.

**Chip Taylor & Jenny Stern** Trends in Beekeeping  
**Chip's** Incredible Swarm demo

**Jane & Warren Nelson-Lincoln NE** -1. Beeswax & 2. Getting bees ready for winter-

**Todd Preator & Mike Dowling**-Catching Swarms and Bee Removal -Save the Bees

**Robert Hughes** Extracting-

**Walt & Karlon Stephens:** Selling at craft show and farmers markets & Making hot process soap

**Kat & Dustin Scholl:** Lincoln NE 1. Making Lotions & Balms with Essential Oils 2. Marketing and Designing Legal Labels

**Queen Erin MO Honey Queen** Cooking with Honey

**John Speckman** Raising Queens w/o Grafting

**Jim & Wanda Morford** Growing Lavender for Bees-  
**Deb McSweeney** Bringing Balance Back to the Farm with bees and pollinators - -

**Stuart Dietz** 1. Producing Comb Honey & 2. Extending the life of your beekeeping Equipment


**Also: Several sessions in the hive with experienced beekeepers**

**Several sessions for kids and adults**

**Marking queens and more and more and more**

# Beelines

## By President Andy Nowachek



Thanks to Becky for her program on spring management and what your hive should look like. She also included photos of the different stages a bee goes through to become an adult. Perfect timing if you started from a package or nuc.

This is almost like waiting for Christmas in the summer time as the socks are all hung waiting for Santa to come. Now the hives are all placed with proper location and hopes that Mother Nature will come and fill our hives with that liquid GOLD. This definitely has been a few busy weeks with installing queens and making splits and putting bees in new areas that look better where they were before. Each year I seem to accumulate a sizable list of names of people who would love to have bees on their place and pollinate their brand new 6 fruit trees. Sometimes you have to go and take a look and see what else there is to offer and will it work out as far as water, good safe location and food that will go from spring to fall. Most don't but every now and then you find a good spot and still that takes a couple years to really find out. I still have eight nucs in the back yard that I need to relocate very soon because the long awaited black locust is in bloom. It really pays off to talk to other beekeepers as I was at a bee yard Friday and no signs of black locust starting to flower out, Saturday I was shown a picture of trees 20 miles away in blossom. Sunday we had to hurry up and super the hives because the black locust were in bloom.

I would say I'm half way through checking hives for any supercedure cells that the bees may have built. I will go through each frame and check and remove any cells if I have a new queen in the hive. Sometimes when you install a new queen her pheromone does not get through a full hive and the supercedure process begins. This is why it is important to check your hive and make sure your new or old queen is laying and doing so with a good pattern. We only have a certain amount of time for

honey and bee rearing so you need to be on top of your game and have a good productive hive.

A number of years ago there was a bee supplier, very knowledgeable who I used to stop and talk to and pick up supplies. One day while I was there he told his wife to go down to the basement and get them for him. This seemed a little strange having her carry this up the steps, but within a few minutes there came these supplies all by themselves and his wife behind them. I thought this was a fantastic idea to use a stair lift instead of carrying supers, pails, boxes of bottled honey and the list goes on. I finally had one put in by a friend a couple of weeks ago and it's fantastic. I have had this sitting in my way for a year and wonder why it was not installed then. There are ways of saving the back and as time goes by everything seems to get heavier—they must be building things heavier these days.

From what I have been able to find out FUN DAY started around 1990 and has grown with more and more information each year and with some of the most knowledgeable bee people around and this year is no exception. Some of our guest speakers are Marla Spivak, Marion Ellis and Chip Taylor. These are dynamic speakers and if you can possibly make it I'll bet you will be discussing these talks on the way home and with friends and family for some time.

The rush is on as I said with our first of the year Farmers Market this past Saturday. It has been a lot of fun meeting past customers and meeting new. Guess I'll go downstairs and bottle more honey for Saturday. I'll get use my new lift in the process. It is so nice and easy moving items up and down stairs.

Keep checking on your hives and I hope to see you all at the next meeting.

---

## Silent Auction

This year a silent auction will be held at our Funday on Saturday, June 6<sup>th</sup>. The silent auction will benefit the youth scholarship program. To participate, look around your house for bee related items that can be sold. These can be new or used items, beekeeping supplies or gift items, honey plants, tee shirts etc. You can participate by bidding on items and bringing items that can be sold!



# The Honey Pot

## By Becky Tipton



### Light your grills! It's Summer Time!!

Honey is the perfect ingredient to compliment your summer time outdoor cooking adventures. If you are making your own barbeque sauce, choose a dark, full-flavored honey to keep a honey flavor in your finished sauce. If using honey as a finishing glaze, brush on a light floral honey just before removing your food from the grill. Honey is a great addition to any grilling marinade. Start with something acidic – lemon or lime juice, balsamic vinegar, or wine. Add herbs—rosemary for savory flavor, salt and pepper, garlic, thyme, dried peppers.....the possibilities are endless. Olive oil will keep your food moist. These ingredients will not only add flavor to your meat, they will tenderize the meat, too. The recipe below works well with either pork or chicken. Want more flavorful and moister meat—choose cuts with the bone left in!

### Honey Soy Grill Marinade

- 1/4 cup Honey
- 1/4 cup lemon juice
- 2 tablespoons soy sauce
- 2 cloves garlic, minced

Salt and pepper to taste

Combine all and place 1/2 in a sealable plastic bag—reserve 1/2 for later use. Add meat (4 pork chops, 4 chicken leg/thigh pieces) and refrigerate 2 hours. Remove meat from the marinade and grill as desired. (Discard the marinade left in the bag.) Brush the meat with the reserved marinade as it cooks.

### Honey Jalapeno Bites (a recipe from Sue Bee Honey)

#### Ingredients

- 1/4 cup Honey
- 10 jalapeno peppers
- 8 ounces cream cheese, softened
- 1/2 cup cheddar cheese
- 4 green onions, chopped
- 10 slices of thin bacon, cut in half toothpicks

#### Instructions

- Preheat oven to 350 F.
- Wash peppers under cold water.
- Cut peppers in half the long way and remove the seeds. (wear protective gloves while cutting jalapeno peppers)
- Mix cream cheese, cheddar cheese and chopped onions in a bowl.
- Spoon the cream cheese mixture into jalapenos. (Don't overfill the pepper halves.)
- Wrap with bacon and secure using a tooth pick.
- Place on a parchment lined baking sheet.
- Bake for 35-50 minutes or until bacon starts to crisp.
- Remove from oven and let cool for five minute
- Drizzle with Honey – Remember, honey is better drizzled than poured!

**Honey Butter**—Hot Crusty Bread with honey butter will make the BBQ!

Combine 1 pound real butter at room temperature with about 1 cup honey (that's 12 ounces by weight). Whip with an electric mixer until fluffy. Add 1 TBSP cinnamon and your honey butter is better than the spread served at Texas Roadhouse. Other yummy additions: 2 TBSP. orange or lemon zest, 1/2 tsp. garlic powder or 1 tsp. minced fresh garlic. If adding flavor to your honey butter, start slow—you can always add more flavor but you don't want the flavor to overwhelm the honey.

Looking for a recipe using honey, e-mail me at [bstbees@embarqmail.com](mailto:bstbees@embarqmail.com) and I'll search my cookbooks and try to find what you're hungry for!



## Books for Beekeepers



Becky came across a great resource the other day about small hive beetles. The title is Handbook of Small Hive Beetle IPM. It is available online and was written by Wm. Michael Hood Extension Apiculturist School of Agricultural, Forest, and Environmental Sciences Clemson University, Clemson, South Carolina.

[http://www.extension.org/pages/63188/handbook-of-small-hive-beetle-ipm#.VU\\_ZZ15Viko](http://www.extension.org/pages/63188/handbook-of-small-hive-beetle-ipm#.VU_ZZ15Viko)

---

### Tips for May

- ◆ Check for ticks, they love beekeepers.
- ◆ Wear as much protective clothing as makes you comfortable when working your hives. Work hives with slow, smooth movements. Jerky movements agitate the bees.
- ◆ Use your smoker each time you check your bees.
- ◆ Organize your bee tools in a toolbox so that you can always find them.
- ◆ The best time to work bees is during the middle of the day when the field bees are out collecting nectar.
- ◆ Work each hive from the side or the back, out of the bee flight path.
- ◆ Inspect hives by removing an outside frame first. Lift straight up to avoid damaging bees on the frame.
- ◆ When supering your hives add more than one super at a time if you have drawn comb. If you have new foundation add only one super at a time. Put your second super on after the first one is almost filled.
- ◆ Use queen excluders to prevent brood in your honey supers and as a deterrent to small hive beetle and wax moths
- ◆ Double check medication dates—safety matters. Don't misuse any chemicals in the hive. Follow all time guidelines. Absolutely never medicate hives with supers on. It is illegal.
- ◆ Keep the grass mowed in front of your hives –it makes it easier for the bees to land. Old carpet

scraps, roof shingles or weed barriers can be used to keep grass under control.

- ◆ Keep supers on until the honey is capped, unripe honey will ferment.
  - ◆ Do not feed sugar syrup during a honey flow the bees will store the syrup in your supers rather than your honey.
  - ◆ Don't get excited on hot humid days if the bees are hanging outside the hive. They are trying to relieve the congestion in the hive to cool it off inside. Earlier in the year this is an indication of swarming but his time of year it is natural, so don't worry.
  - ◆ Keep up with your record-keeping so next year you'll know which hives produced the best for you.
  - ◆ Send in your registration for the Funday or go online to nekba.org and register online
- 



### Record Keeping

As you get started in your beekeeping experience you might consider something important – like record keeping. We all have different personalities and levels of “keeping track of stuff”. For instance Cecil and I are happy just keeping track of each beeyard. For instance have we put in entrance reducers, fed that yard, been through hives and made splits, requeened, supered, pulled honey etc. Other beekeepers that we know use excel spread sheets to keep track of each hive, each dollar spent, how much honey came off of each hive etc.

You might consider using a calendar to keep track of your beekeeping applications. When did you install your package, when did you feed, when did you put on the second hive body or the first super? Others use a calendar to keep track of when the plants start to bloom. (I say that I'll do this every single year but it has yet to happen).

We also write in our hives with markers—new queen May 2015, Queenless April 15 2015. Swarmcells May 5 2015 etc.

Some use the brick method-flat means one thing, up means something else. Whichever method you choose do something-you'll be glad that you did.



## 2015 Meeting Dates for 2015

Meetings are held at the Douglas County Fairgrounds at 2110 Harper St. It is easily accessible from K10, turn north on Harper Street and it is just a few blocks. We are in Building 21 North which will be on your left you turn into the fairgrounds.

- June 6--FUNDAY!  
Full day workshop  
Keynote speakers--Dr. Marla Spivak & Dr. Marion Ellis, Dr. Chip Taylor
- July 19th Bee-Bee Q at The Barn at Kill Creek Farm, Desoto KS-Bee Olympics and pot luck --association provides beverages and meat. 1-5
- Monday, August 17, 7:00 pm *Honey Judging, Integrated Pest Management*
- Monday, Sept 21 7:00 pm *Getting Bees Ready for Winter*
- Monday, October 19 7:00 pm *Evaluating Your Hives and Making Plans for 2016*
- Monday, November 16 7:00 pm TBA
- Monday, December 21 7:00 pm *Holiday Cookies and Youth Scholarship Auction*
- January 11, 2016 (2<sup>nd</sup> Monday) Youth Scholarship presentations

## Mentoring

We had our first mentoring night on Monday May 4<sup>th</sup>. In the last newsletter I announced that we would be glad to let people come to our home for mentoring at our hives on the first Monday of the month so May 4<sup>th</sup>, June 1<sup>st</sup>, July 6<sup>th</sup>, August 3<sup>rd</sup> and September 7<sup>th</sup>. Off course if no one comes we'll discontinue sooner. Over the years we have found that when we go to someone's house to help them with their hive that they expect us to come every time they need help. However, when people come to our bees to go through them with us they gain the confidence that they need to work their own hives. We are charging \$10 per person with all of the money going to the youth scholarship program.

Last week one person came and got a private lesson! We went through some of our hives that started as packages and marked some of the queens. Then we had a hive that we had not been through yet that needed to be split. We went through that hive, finally found the queen on the 3<sup>rd</sup> time through. Split the hive and put a new queen in the split. Then we called it a successful night. Plus we made \$10 for the

youth scholarship program!

Each month we will go through a hive or two and so something timely for the bee season.

Mentoring will be held at Joli and Cecil's at 19201 S Clare Rd., Spring Hill KS 66083 913-856-8356 or email at [joli@heartlandhoney.com](mailto:joli@heartlandhoney.com) on the first Monday of the month through September.

---

## Old Bee Gal By Joli Winer



The world of beekeeping has just opened up to many of you. One of the great things about beekeeping is that it keeps you (or gets you) in tune with nature. Already many of you are commenting on Face Book about what is blooming and when—did you ever care before? After having bees for more than 40 years I still enjoy it when we drive around for hours and hours looking at where the clover is in bloom—this always translates to possible new bee locations in the future.

Plants—before you buy anything for your yard or garden now you'll be looking at your catalogs in a whole new way. Now you are looking for the little bee beside the description that lets you know that this plant is bee friendly!

You'll start to collect things-books-flower books, insect books, beekeeping books—new and antique. Maybe you'll start an antique smoker collection or honey pot collection—or bee pins or earrings-the possibilities are endless.

We love the birds too—many years ago we went to a bee yard where one of our hives swarmed-sitting next to that swarm was a scarlet tanager-eating bees one at a time. What a treat for us! Every year this time of year I think of when we drive into that bee yard. So you need a good bird book.

But the best part of spring are things like the fragrance of black locust in bloom and later when you walk into your bee yard and you get the exquisite fragrance of the sweet clover honey in your supers—yes you can smell it!!

And then there are all of the new eating treats because now you are cooking with honey-it's all such a treat!

## Birds in the Beeyard



We haven't been birding in ages but while driving we have seen Scissortail Flycatchers, Eastern and Western Kingbirds. These are two of the spring insect eaters—they both can sometimes be seen in your beeyards. Ruby-Throated hummingbirds have been getting nectar from my columbine flowers right along with my bees! Others have mentioned that their wrens are back but we haven't seen ours yet.

---


### Funday Needs

We have a few goals this year—maybe you can help us out—

1. We would like to have a sound system for each meeting room space. We have several but are in need of several more. If you have one that we can borrow please call Joli at 913-856-8356 or email at [joli@heartlandhoney.com](mailto:joli@heartlandhoney.com)
2. We would also like some volunteers who would take charge of one meeting room each or at least one person for Bldg 1 & 2 and 1 person for the Dreher Bldg. Their responsibility would be to make sure that the guest speakers are using the microphones and that they are working. Also to make sure that the PowerPoint projector is ok and their program is loaded up. You could then go on to what you wanted to hear but be back to that room for the next guest speaker.
3. We need an air horn blower to signify the change of workshops
4. Someone to help sell items during breaks
5. People to help with the silent auction
6. People to help set up on Friday night—we can set up chairs and tables and get vehicles unloaded and beverages ready to go.

We don't want anyone to miss any part of the meeting so we are hoping that we have broken this down into small segments so no one misses anything—after all **we all pay** the fee to learn as much as we can but we do need volunteers to successfully pull this off but we don't want to burden anyone.

## Honey Plants



Rose Lee


It's May 4 and black locust and bachelor button (*Centaurea cyanus*) are blooming. The late tulips are almost finished and the swamp monarch shoots are pushing through the ground. Oak tree catkins are everywhere just waiting for a good strong wind to pile them up, bees are laden with pollen, my wrens have returned to their pole-top summer house that they've lived in for the past 30 years and there is no "sleeping in" with all the spring birds chirping to welcome another morning. Several days later bridal wreath, oriental poppies and iris are blooming.

Now it's Mother's Day but the speedwell (*Veronica spicata*) seeds I planted on March 26 are not even (3/4") penny high (see photo). Speedwell is one of the plants recommended by Peter Lindtner ([Garden Plants for Honey Bees](#), Wicwas Press, 2014) to include in a bee pasture (p 390, picture p 265). This blue-lavender plant blooms summer through autumn and can grow 24" to 30" tall. Alas, if my seedlings grow to even 12" tall, I will be happy.

The May issue of [Bee Culture](#) has an article by Connie Krochmal on bachelor button (pp 53 -55), and Chris Schad describes how to grow a bee garden in his article entitled [Prairie Restoration: Start Now for Future Bloom](#), pp 48-51. Yep, it takes planning and WORK, not what we procrastinators like to hear.



## Supering



Just before putting on your supers you'll want to check your hives to make sure that you have a laying queen and that everything looks ok. You should have both hive bodies mostly filled with brood and some honey and pollen. Avoid opening up the hive to look at the brood area unless you suspect a management problem.

Weak colonies should be combined with stronger colonies or requeened.

How do you know if the honeyflow is “on”?

- Fresh white wax is on the edges of drawn comb or top bars.
- Wax foundation is quickly drawn out
- Bees are fanning at the entrance
- Bees are extremely active at the entrance—they are coming and going like crazy
- You can smell it—the odor in the apiary is incredible
- Bees are docile and easy to work
- 

If you have supers with drawn comb put on more than one at a time, this encourages the bees to bring in more honey and gives them more room to let the honey dehumidify. However if you put on too many at a time the bees will “chimney” or just go up the middle and fill out the whole super. You can encourage them to fill out the whole super by taking the full center frames and exchanging them for the outside frames—move the outside frames in and the inside frames out-voila!

Since bees are hoarders the more space you give them the more bees will go out to collect nectar.

If you are using supers with new foundation than just put on one at a time and keep 10 frames in the supers. When the super is almost full move your outside frames inside and add your next super.

Make sure to mark any comb honey supers or frames so you don't accidentally extract them. Best to paint these supers a different color or paint a stripe on each side.

Move your full supers to the top and your newer supers lower (just above the queen excluder).

Keep supers on the hive until they are capped with beeswax (have a layer of beeswax covering the honey)

Never medicate hives while supers are on.

Do not feed bees when supers are in on or they will store syrup in the supers.



## To Use a Queen Excluder or Not?

Should you use a queen excluder or not? We are firm believers in using queen excluders. There is nothing more frustrating than getting ready to uncap a frame of what should be honey only to find out it is full of brood. Worse yet is to get back to your home with your supers only to find out the queen is still in the super and then all you can do is wonder about what hive she came out of.

Not using queen excluders can also promote wax moths. Wax moths tend to lay their eggs in the darker comb. Wax moths can, of course, ruin your stored honey supers. We have seen a queen go through a barrier of 4 full honey supers and lay eggs up in the fifth super.

Not using queen excluders can also promote small hive beetles in your hives as the young are drawn to the pollen and brood comb.



# Northeastern Kansas Beekeeper's Marla-velous Funday

Saturday, June 6th, 2015 Registration: 7:45-8:45, Program 8:45-5:00

Douglas County Fairgrounds, 2110 Harper, Lawrence KS

Fee includes lunch, beverages, snacks & homemade ice cream and a full day of fun!

Bring your hat & veil—we'll be working through some hives

Cost: \$35.00 per person for those pre-registered, \$40.00 at the door,

Children under 5 free, ages 6-18, \$17.50 for those pre-registered, \$20.00 at the door.

For those pre-registered, by May 26th, there will be a drawing at the end of the Funday to reimburse 1 (one) pre-registered person for their registration!

For information contact Please contact Steve or Becky Tipton at 785-484-3710 [bstbees@embarqmail.com](mailto:bstbees@embarqmail.com)

New this year-register online at [nekba.org](http://nekba.org)

Visit our website at [nekba.org](http://nekba.org) for updated information



## Our special guests will include:

**Dr. Marla Spivak** MacArthur Fellow  
Distinguished McKnight Professor, Extension  
Entomologist, Department of Entomology

*Marla Spivak researches bees' behavior and biology in an effort to preserve this threatened, but ecologically essential, insect.*

She received her PhD from the University of Kansas, under Dr. Orley "Chip" Taylor, in 1989. She began as Assistant Professor at the University of Minnesota in 1993. She became interested in hygienic behavior of honey bees. This interest has expanded into studies of "social immunity", including the benefits of propolis to the immune system of honey bees, and to the health and diversity of all bee pollinators. Visit Marla's Ted talk at

[https://www.ted.com/speakers/marla\\_spivak](https://www.ted.com/speakers/marla_spivak)


**Dr. Marion Ellis**, a retired professor of entomology and researcher from the **University of Nebraska-Lincoln**, will be a feature speaker. We love him!

**Chip Taylor** *Dr. Chip Taylor, Founder and Director of Monarch Watch; Professor Department of Ecology and Evolutionary Biology, University of Kansas, Lawrence, KS.*

Trained as an insect ecologist, Chip Taylor has published papers on species assemblages, hybridization, reproductive biology, population dynamics and plant demographics and pollination.

We'll have incredible Hands On Workshops & Presentations at the Bee Hives—watch for updates at [nekba.org](http://nekba.org)

## Swarm Demonstration with Dr. Chip Taylor



*There are presentations for EVERY level of beekeeper!*

## Vendors

Beekeeping Supplies will be available-  
WicWas Press, Jordy's Beekeeping  
Supplies & Mann Lake

Flower & Plant Sale--Douglas County  
Master Gardeners

**Door Prizes:** The swarm from the swarm demonstration will be given away in a single hive. There will be door prizes from supply dealers. You must be present to win and you must fill out an evaluation form to win any door prizes.

Silent Auction to benefit the NEKBA  
Youth Scholarship Program  
Please bring items to sell and  
money to support our young beekeepers!

Directions to the Douglas County Fairgrounds: Take K-10 to Harper Street, go north 2 blocks the Fairgrounds. Harper Rd. is on the east edge town and there is a directional sign to the Douglas County Fairground

Program and Speakers Subject to change



# Northeastern Kansas Beekeeper's Marla-velous Funday Funday Registration Form

## 2015 Beekeeping Fun Day, Saturday June 6<sup>th</sup>, 2015

Need More Info? Please contact Steve or Becky Tipton at 785-484-3710 or [bstbees@embarqmail.com](mailto:bstbees@embarqmail.com)

New: You can register and pay online at [nekba.org](http://nekba.org). Your contact information will be provided to the club through PayPal—please list all participants in the Paypal notes section

Name \_\_\_\_\_

Address \_\_\_\_\_

City, State, Zip+4 \_\_\_\_\_

Phone # \_\_\_\_\_

Email address \_\_\_\_\_

I am a member of the Northeast KS Beekeepers

I am **not** a member of the Northeast KS Beekeepers

I would like to be a member--Club Membership ½ year \$7.50 (membership not required) \_\_\_\_\_

I would like to receive my *Buzzer* Newsletter by email

### Registration for Funday:

Adults \$35.00 per person (\$40.00 per person after May 26<sup>th</sup> or at the door) \_\_\_\_\_

*Registration includes admission to the Funday, lunch, drinks, handouts, and an afternoon snack of homemade honey ice cream*

*There will be an alternative meal available at lunch for vegetarians.*

**We appreciate early pre-registrations so much that at the end of the Funday, we will hold a drawing of all preregistered people and one person gets his registration fee back!**

Youth (6-18) \$17.50 (\$20.00 at the door or after May 26<sup>th</sup>) \_\_\_\_\_

Youth 5 and under free

Youth Scholarship Donation \_\_\_\_\_

**Total** \$ \_\_\_\_\_

Need More Info? Please contact Steve or Becky Tipton at 785-484-3710 or [bstbees@embarqmail.com](mailto:bstbees@embarqmail.com)

Please make your check out to "Northeast KS Beekeepers or NEKBA" or *register & pay online at [nekba.org](http://nekba.org)*.

Mail to Robert Burns, 7601 W 54<sup>th</sup> Terr., Shawnee Mission KS 66202 email [rburns@kc.rr.com](mailto:rburns@kc.rr.com)

Names of those attending so a name tag can be ready for you:  
\_\_\_\_\_  
\_\_\_\_\_

New: You can register and pay online at [nekba.org](http://nekba.org). Your contact information will be provided to the club through PayPal—please list all participants in the Paypal notes section

Note a receipt will not be sent

## HEARTLAND HONEY & BEEKEEPING SUPPLIES

We carry a complete line of beekeeping supplies including woodenware, smokers, extractors, books, queens, package bees and containers. We will trade wax for supplies. For your convenience please call in advance –Hours Mon., Tues., Thurs. & Friday 10:30-5:30, closed Wednesday. Joli Winer/Cecil Sweeney, Heartland Honey and Beekeeping Supplies, 19201 S Clare Rd. Spring Hill KS 66083. (913) 856-8356. [joli@heartlandhoney.com](mailto:joli@heartlandhoney.com)

### FISHER'S BEE SUPPLIES

We carry a complete line of beekeeping supplies. See us for your woodenware, smokers, containers, foundation, beekeeping books, extractors, queens and package bees. We also have extractors for rent. We will trade wax for supplies. Our hours are: 9:00am - 5:00pm Monday - Friday and Saturday after 8:30am. You should call before you come to make sure we are here. ED FISHER 4005 N.E. 132nd Street, Smithville MO 64089 816-532-4698

### DRAPER'S SUPER BEE

We offer fast and courteous service to all beekeepers. We sell all the supplies for beekeeping, containers, pollen and honey for those who run short. Order is shipped the same day as received in most cases. Free catalog available on request. Pick up orders at our warehouse must be pre-ordered and picked up by appointment only. Business Hours: Mon.-Thur. 8-5; closed from 12-1.

Brenda and Larry Draper, DRAPER'S SUPER BEE; 914 S St. Auburn NE 68305 PHONE: (402) 274-3725.

### THE HAWLEY HONEY COMPANY

For Sale: White Clover honey strained in 5 gallon buckets. We will pack it in your jars for an extra fee. Bee equipment, new and used. Jars, foundation, bears, comb honey, used extractors. Bees: frames of brood . Corn syrup or sugar by the 5 gallon bucket or barrel. *If you need it, we probably have what you want.*

Raymond Cooper, 220 N Elm, Iola KS 66749. Call: 620-365-5956 after 8:00 p.m.

### JORDY'S HONEY

We carry a full line of beekeeping supplies. Bee Hives, Supers, Frames, Foundation, Honey Containers, Smokers, Beekeeping Books, Queens, Packaged Bees and much more. Our hours are 8:00 am to 6:00 pm Monday-Friday and weekends by appointment. Please call in advance so we can have your supplies ready when you arrive. R

Robert Hughes, 12333 Wedd Street, Overland Park, KS 66213 PHONE: 913-681-5777

### NORTHEASTERN KS BEEKEEPERS' ASSOC. 2015 MEMBERSHIP APPLICATION

NAME \_\_\_\_\_

ADDRESS \_\_\_\_\_

CITY \_\_\_\_\_ STATE \_\_\_\_\_ ZIP+4 \_\_\_\_\_

PHONE \_\_\_\_\_ Email address \_\_\_\_\_

I would like to receive the newsletter, *The Buzz*, by email Yes \_\_\_\_\_ No \_\_\_\_\_

Membership Northeastern KS Beekeepers per year (July.-Dec. \$7.50) \$15.00 \_\_\_\_\_  
\$15.00 (Jan-Dec)

Additional family members wanting voting rights \$1.00 per person \$1.00 \_\_\_\_\_

Additional Family member's names \_\_\_\_\_

(Youth Membership (18 years of age or under) \$7.50 \_\_\_\_\_

Membership for Kansas Honey Producers Assn. \$15.00 \_\_\_\_\_

American Bee Journal 1 year \$21.00 \_\_\_\_\_

Bee Culture Magazine (formerly "Gleanings") 1 year \$25.00 \_\_\_\_\_

Youth Scholarship Donation \_\_\_\_\_

Total \_\_\_\_\_

Make checks payable to: **NEKBA or Northeastern Kansas Beekeepers Assn.**

Mail To: Robert Burns, 7601 W 54<sup>th</sup> Terr., Shawnee Mission KS 66202 913-831-6096 email [rburns@kc.rr.com](mailto:rburns@kc.rr.com)

Now you can pay online at [nekba.org](http://nekba.org)

Northeastern Kansas Beekeepers Association  
Robert Burns, Treasurer  
7601 W 54<sup>th</sup> Terr  
Shawnee Mission KS 66202

## Address Service Requested

Meeting Monday night  
May 18th

### *The Northeastern Kansas Beekeepers' Association*

Membership is open to anyone who is interested in bees or bee culture. Dues are \$15.00 per calendar year (December 31-December 31) for the first in the family joining. Those joining in July or later in the year may pay \$7.50 for ½ year. Additional members of that family wanting voting privileges shall be assessed dues at \$1.00 per year. Youth memberships (18 years of age and younger) are \$7.50 per year. New memberships and renewals should be submitted to the treasurer.

The *Bee Buzzzer* is the official publication of the Northeastern Kansas Beekeepers' Association, Inc. and is published monthly. Commercial ads are accepted in the newsletter for a fee, non-commercial ads by paid up members are accepted and are free.

The library of the association is free to all members. Books may be checked out at the meetings and kept for a period of 30 days. The bee publications, *The American Bee Journal* and *Bee Culture* can be subscribed for through the treasurer.

The Association meets each month on the third Monday at 7:00 p.m. except during the months of January, March, June and July. A beekeeping class is held in March. This is a nonprofit organization; elected officers serve without pay. Everyone is invited to attend the meeting. Check *The Buzzzer* or our website at nekba.org each month for the actual date, time and location. If the weather is bad call an officer to find out if the meeting will be held.

### **2015 Officers**

|  |  |              |
|--|--|--------------|
| President: Andy Nowachek, 10921 W 91 <sup>st</sup> Terr, Shawnee Mission KS      | <a href="mailto:awn@everestkc.net">awn@everestkc.net</a>                     | 913-438-5397 |
| 1st VP: (youth scholarship) Christy Milroy, 23840 W 207, Spring Hill KS 66083    | <a href="mailto:Christy.D.Milroy@sprint.com">Christy.D.Milroy@sprint.com</a> | 913-707-2003 |
| 2nd VP (Librarian): Alex Pantos, 2920 Stubbs Rd., Tecumseh KS 66542              | <a href="mailto:MarlenePantos@yahoo.com">MarlenePantos@yahoo.com</a>         | 785-633-6283 |
| 3rd VP (Honey Plants): Rose Lee, 1126 S 4 <sup>th</sup> St, Atchison, KS 66002   | <a href="mailto:rlee5407@sbcglobal.net">rlee5407@sbcglobal.net</a>           | 913-367-6264 |
| Secretary: Jo Patrick, 611 E Sheridan, Olathe KS 66061                           | <a href="mailto:brian-patrick@sbcglobal.net">brian-patrick@sbcglobal.net</a> | 913-829-2682 |
| Treasurer: Robert Burns, 7601 W 54 <sup>th</sup> Terr., Shawnee Mission KS 66202 | <a href="mailto:rburns@kc.rr.com">rburns@kc.rr.com</a>                       | 913-831-6096 |
| Program Chairperson: Becky Tipton, 9491 X Rd., Meriden, KS 66512                 | <a href="mailto:bstbees@embarqmail.com">bstbees@embarqmail.com</a>           | 785-484-3710 |
| Editor: Joli Winer, 19201 S. Clare Rd. Spring Hill KS 66083                      | <a href="mailto:joli@heartlandhoney.com">joli@heartlandhoney.com</a>         | 913-856-8356 |
| Webmaster: Robert Burns, 7601 W 54 <sup>th</sup> Terr., Shawnee Mission KS 66202 | <a href="mailto:rburns@kc.rr.com">rburns@kc.rr.com</a>                       | 913-831-6096 |

Visit our Website at **NEKBA.org**