

KOKOPELLI KRONICLE

ANASAZI CHAPTER FMCA

December 2022



OFFICERS

President:

Wayne Cernie
1205 Palisades Ct.
Lake Havasu City, AZ 86403
602-909-6773

Wagonmaster:

David Ridley
2183 N. Cajeme Ave.
Casa Grande, AZ 85122
503-680-2987

Secretary:

Virginia Morrison
932 E. Stanford Ave
Gilbert, AZ 85234
602-524-1141

Treasurer:

Amy Jones
27304 N. 148th Dr.
Surprise, AZ 85387
602-903-0967

Co-Newsletter Editors:

Larry Morrison
932 E. Stanford Ave.
Gilbert, AZ 85234
480-433-1635

Ron (Woody) Woodworth
7736 W. Fairmount Ave.
Phoenix, AZ 85033
623-640-4821

National Director:

Mel Jones
27304 N. 148th Dr.
Surprise, AZ 85387
602-903-4517

Alt National Director:

Shirley Ridley
2183 N. Cajeme Ave.
Casa Grande, AZ 85122
503-680-3070

Sunshine Chairperson

Wanda Wieters
PO Box 6929
Glendale, AZ 85312-6929
602-828-6732



ANASAZI's On The Road...

(Narrative by Kathy Abbott and Joel Schraan)

As always, Wayne and Betty outdid themselves offering to prepare most of the food. We didn't have a full kitchen to work with so they had to prepare it in their motorhome. Of course, plan A failed with the start of the rain making cooking outside impossible. With what seemed like little effort, although we truly all know it was with considerable effort, they moved effortlessly on to

Plan B.

Betty, Wayne, Kathy, and Joel arrived on Wednesday to get a head start on Thursday morning. Wayne advised that we had a bigger room than we had used previously. It worked much better for us.



On Thursday morning the four of us went to the clubhouse for waffles which are offered by the RV Resort to start out the day. You pick up your coffee, juice, eating utensils and are served the waffle hot off the griddle. After breakfast we went to set up the room which is usually used by the quilters who had been moved to a different room. Betty brought the Christmas tablecloths she made previously, Kathy added a few green paper tablecloths and the room was set for our many friends arriving on Thursday and Friday. The tables were adorned with handmade Christmas trees (made from yarn and glue) sitting on a poinsettia made from Coors Light beer cans generously donated and painted by Joel. Each tree had a tea light candle which was turned on for Christmas dinner. Each family was gifted their favorite tree to take home.



Happy hour started at 4:00 PM on Thursday, and we enjoyed chips and salsa. Our mixologist, Wayne, prepared margaritas for all, with a garnish of lime from Joel's lime tree. For dinner on Thursday, we enjoyed pizza and a wonderful salad made by Betty. Dessert was rosette cookies made by Kathy.



Two games were started. The first involved two candy jars full of candy (M&Ms in the small jar, and a Hershey assortment in the large jar). Each participant was to guess how many candies were in each jar. Later during the rally, the winners were announced. The M&Ms candy jar was won by Carole Eells and the Hershey assorted candy jar was won by Virginia Morrison.

The second game was inspired by Betty's game last year. This year we had 3 jars full of rice, with small items mixed in with the rice. Each participant was provided a list of items that may or may not have been in the containers. As to some items, there may have been two similar items. The goal was to turn the container moving the rice to try to



find all the items and then note a description such as color on the printed list. There were 35 items in each rice container. The most anyone found was 33. The remaining two were a penny and a dime which seem to stay in the middle of the rice all the time. At the end of the rally, prizes were awarded to all participants with the top two receiving a scented candle, and the remaining players winning a tissue paper decorated candle and a small container of candy.

On Friday morning, we all enjoyed pancakes, coffee, and orange juice supplied by the RV resort. At this time of the year, they do pancakes on Tuesday and Thursday, and Waffles on Monday, Wednesday, and Friday, all compliments of the

resort.

After breakfast Kathy hosted a game of Christmas True/False. Before we started the game, Kathy gave Betty the first choice of an ice cube candle as a hosting gift. She and Wayne picked the lime green candle. Next, on to the game. The game pieces were Hershey's Christmas Kisses served on a



small plastic Christmas tree candy plate (which each player got to take with them as a treat). When a correct True or False answer was given, a kiss was placed on the circular ornament spaces on a green paper Christmas tree. The first person to reach the top of the tree was the winner and picked a gift from one of the four remaining ice cube candles (red, green, yellow, and orange) or one of the four scented candles in a jar. We played numerous rounds and learned a lot about Christmas around the world...all to be forgotten over time so we can play again.

After the game, everyone went their own way for lunch. Some went shopping at a consignment store. Apparently, the shopping was so good, some may have returned for a second shopping trip.



At 12:25 PM we all took off in a caravan for a Caywood Farm Tour. David offered to lead the way as he is familiar with the area, and while he got us there by 1:00 PM, we all had to stand on the gas pedal to keep up with his lead foot. The farm tour was hosted

by Nancy Caywood, a 3rd-generation member of Caywood Farms, who clearly enjoys sharing her wealth of information with her guests. She has a great sense of humor and a passion for farming. We were one of two groups there for the tour. Before the tour we enjoyed





delicious popcorn cooked in cotton seed oil. We were able to view all the various farm equipment and were given an explanation of how the equipment worked. There was also a demonstration on how cotton

is picked by the equipment. The drought has caused numerous problems for the farmers, and it has become problematic to grow cotton with the lack of needed water. The farm was allowed to keep a small area of cotton for the tour groups. Alfalfa was also growing.



We watched a video presentation where we learned about cotton, the difference between Pima cotton, and Upland cotton, the importance of water conservation, and the challenges facing family farm owners. After



which we took a hay ride around the farm to the cotton field and were allowed to pick some cotton by hand.



Regretfully, Wayne and Betty had to miss the hay ride so they could get back to their rig to prepare dinner.

Joel and Kathy had to leave immediately after the hay ride as Kathy was REALLY stressed about getting back and having time to prepare and cook the pea casserole.... nothing compared to what Wayne and Betty had to do. Luckily, dinner was delayed 30 minutes due to the farm tour. Tom jumped in to help with the roaster oven Kathy had

never used. Many other friends also volunteered to help. A BIG SHOUT OUT OF SPECIAL THANKS TO ALL FOR HELPING AND OFFERING SUGGESTIONS. You are all truly wonderful people to have as friends.

Happy hour started without the hosts who were very busy preparing dinner.

Wayne and Mel, our fabulous chefs, cooked up the steak and chicken, while Joel watched and had a beer. Joel is known as a "lazy" griller.



Betty set out a mashed potato bar which was very tasty and included numerous things to put on the mashed potatoes such as sour cream, butter, black olives, onions, mushrooms, bacon bits, cheese, and the list goes on and on. With the steak and chicken, we also had a green pea



casserole, corn, Hawaiian rolls, and a Caesar salad. Numerous people asked for the pea casserole recipe which is included in this newsletter. As dessert was to be served after the gift exchange, everyone was served a candy Christmas light bulb on a stick to tide them

over. At the end of the rally, many took some home for their grandchildren.



After dinner we had a special visit from Santa Claus (Tom). Rather than using a number system to pick gifts, we used a deck of cards. Santa drew a card and the person with the matching card was the person who got to choose a gift. Stealing a gift was limited to 2 times. One of the more unique and befitting gifts was a Kokopelli necklace which Claire picked. (Kudos to the secret Santa who brought this gift). However, one can't forget to mention the bongo drums Wayne stole from Virginia. We can't wait to see him entertain us with the drums! After the gift exchange, we all enjoyed pumpkin pie and whipped cream.



Prior to the rally, Kathy had suggested a photo booth, and Wayne, our professional photographer, took it to his usual high level far above what Kathy had in mind. He brought his professional lighting, backdrop (sewn at the last minute by Betty with her broken shoulder) and decorated with wooden snowmen from Joel. There was a Christmas window, and a flying Santa's sleigh and reindeer as a backdrop. Wayne brought enough equipment to print a photo and place it in a paper photo frame for everyone. After some cajoling, we were finally able to get Wayne and Betty to sit for a photo shot by Larry, with Wayne displaying his Christmas bongos in the photo. Kudos to Wayne as it is very clear what a wonderful photographer he is and how much he enjoys photography, as everyone in the photos looked marvelous!

On Saturday morning we all enjoyed an egg dish prepared by Betty along with applesauce, yogurt, pastries, juice and a Mimosa and Bloody Mary bar. Thanks to our bartender Wayne for his assistance teaching everyone how to make their drink. Everyone was on their own for lunch.



At 2:00 PM we sat down for an Anasazi Family Christmas Feud game. There were four Anasazi

family teams each with a buzzer to try to win the question asked by Joel who also had assorted buzzers for correct and incorrect answers. As usually happens, the people with the correct answers are not always on the team who was answering the question. We played until we were tired and the two teams with the highest scores won some really "flat" prizes (cookware protectors). Later a cookware protector was given to our resident photographer and Santa, Wayne and Tom, as a thank you for all their hard work. Happy hour started at 4:00 PM and each guest was



given a name tag which contained their Elf name such as Cocoa



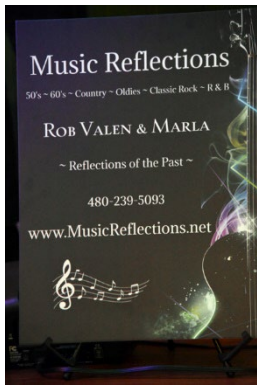
Tipsycakes, or Cookie Toffecane. Although for dinner Betty and Wayne had

planned a taco salad, due to the inclement weather it was not possible to fry the shells. So instead, we had assorted taco fillings, including Spanish rice and beans, on tortilla chips or in a soft tortilla which was super tasty.

For dessert we had a Costco Tuxedo Moose cake.



At 7:00 PM we enjoyed the entertainment of Music



Reflections in the clubhouse.

As always Tom and Carole were up dancing much



of the time (which really brings smiles to everyone). Tom kindly got up to dance with some of the other women whose husbands don't dance...as did Rett. Tom, Carole, Anita and Rett were the first up to dance the electric slide and later Carole spent some time teaching those of us who didn't know how so the dance group expanded. The music was great and

the dancing was fun.



On Sunday morning, we were treated to a continental breakfast with another egg dish

by Betty, pastries, applesauce, yogurt, and leftover pumpkin pie which surprisingly goes really well for breakfast.

As this is the season for giving thanks, we wanted to mention some things we are thankful for.

BETTY AND WAYNE for their creativity, amazing party planning and cooking, putting together the memory book, and intensely hard work to keep the



Anasazi group viable. The two of you are greatly appreciated for all the work you have done.

AMY for her wonderful and efficient work as our Treasurer.

MEL for keeping the group in the loop as our National Director.

LARRY & WOODY for taking so many photos of the group for the newsletter, and all their hard work preparing and

editing the newsletter.

VIRGINIA for stepping up and handling the secretarial responsibilities.

DAVID for being Wagon Master and booking the parks, although he has relinquished that role and now moved on to be Vice President of RMMA. We are looking for a new Wagon Master...any volunteers?

TOM for his super special pancake recipe.

CAROLE for her expert line dancing teaching skills.

RETT AND CLAIRE for all the never-ending hard work they do for and on behalf of FMCA. We always enjoy having them attend one of our rallies.

AND ESPECIALLY FOR ALL OUR NEW FRIENDS who are willing to share their expertise and backgrounds to help keep our motorhomes on the road, their ideas for rallies, and who are happily willing to pitch in and help at a moment's notice. You are all **VERY SPECIAL AND GREATLY APPRECIATED**.

It was not our intent to leave anyone out, so if we have please forgive us. We are still in recovery mode from the December rally and hope that you all had a wonderful time.

OUR BEST WISHES FOR A VERY MERRY CHRISTMAS, AND A HEALTHY AND HAPPY NEW YEAR!



For those you going to Indio in January, safe travels and have a wonderful time.



Presidents Message

Our traveling to our Chapter's Holiday Rally in Casa Grande was a little "iffy" considering Betty had severely broken her arm six weeks earlier and we were co-hosting with Kathy and Joel (relatively new co-hosts). Once again, we realized what a great group this ANASAZI Chapter is! Everyone pitched in and helped where they could, with a special thanks to Mel Jones when my portable BBQ grill had a malfunction. Turns out, Mel is quite the BBQ Pit-master. Kathy did an outstanding job with the decorations and games, Tom and Carole jumped in helping at every meal. Larry made sure that all the fun at each event was captured with his ever-present camera.

The ANASAZI Chapter has traveled to lots of destinations throughout the many, many years but what makes the Chapter special is the people and the camaraderie we share at each event. This rally once again was filled with fun, laughter, good food, and learning new things.

The new calendar for 2023 is out and we still have many spaces open for co-hosting the rallies. Be sure to get your name on the list so we can start planning to make 2023 another memorable year of RV fun for the Chapter.

We hope to see everyone, whether in Indio, Hope, Williams or any of the rallies in 2023. Betty and I want to wish everyone the best Holiday Wishes, and a Happy and Safe New Year!

Thanks to All of You,

Wayne




December

Randy Higgs	4
Sandy Blackwell	6
Rett Porter	13
Kendra Gould	19



December

David and Shirley Ridley	16
Chuck and Betsy Livens	20
Tim and Adrienne Kearns	21
Mel and Amy Jones	23



Who is Christmas tree's favorite singer? Spruce Springsteen!



GREEN PEA CASSEROLE



INGREDIENTS

- 2(14 1/2 ounce) cans green peas, drained (use a good brand)
- 1(10 3/4 ounce) can condensed cream of mushroom with Roasted Garlic soup (you may have to search for this soup, it won't be next to the regular cream of mushroom)
- 1cup sour cream (8 oz)
- 3/4cup cheddar cheese, grated
- 1/3cup Mexican cheese, grated
- 1/2cup butter, melted
- 1/2teaspoon salt
- 1cup Ritz cracker, crushed (the secret to crushing the crackers is to open the top of the tube, and take your hand and press straight down hard on the upright stack. If you don't open the top, the side will split)
- ground cayenne pepper (optional)

DIRECTIONS


1. Mix soup, sour cream and 1/3 cup 4 cheese Mexican blend and salt together.
2. Fold in peas.
3. Spread into an 8X8 inch baking dish.
4. Sprinkle with 3/4 cup cheddar cheese.
5. Mix melted butter with cracker crumbs.
6. Spread over top of cheese.
7. Sprinkle Cayenne pepper over the top if using.
8. Bake at 350 Degrees until bubbly and golden brown, about 30 minutes

LOTTERTY

A tight wad was convinced by a friend to buy a couple of lottery tickets. But after he won the big prize, he didn't seem Happy.

"What's wrong?" the friend asked. "You just became a millionaire!"

"I know," he groaned, "But I can't imagine why I bought that second ticket!"



Ever wonder about Tech Support?



Computer novices may feel like they're alone these days, but the following call to Microsoft's help center shows there are still plenty of people out there who still are inching onto the information superhighway.

After a caller gave a technician her PC's serial number, he scanned a database of registered users and responded, "I see you have an Aptiva desktop unit."

Before he could say another word, the caller shrieked and said she'd be right back. When the customer returned, the technician asked if she was all right. The caller responded, "Had I realized you could see me, I never would have telephoned in my bathrobe."



SAFETY REMINDER

Transmission Fluid

We have talked in the past about many types of lubricants and fluids that are part of our RV life. One fluid that is often overlooked or even forgotten about is Transmission Fluid.

So, what is transmission fluid and what does it do? Basically, transmission fluid is a fluid that lubricates the bearings and gears in our transmissions, it takes away heat generated by the friction of moving parts and it keeps itself fluid during its operating life.

Let's look into this a little more deeply.

- To lubricate the bearings and gears within a transmission, the transmission fluid must be viscous enough to do its job. You can think of viscous as being a thick or thin fluid. An automatic transmission takes a thin fluid and a older standard transmission usually takes a thicker fluid.
- The transmission is designed to work with a specific viscous fluid. This fluid helps protect the bearings and gears from wear and catastrophic failure. The transmission and transmission fluid are designed to work with each other to give the optimum performance of both the transmission and the transmission fluid.

One of the biggest mistakes we make is to not check our transmission fluid for fluid level and quality level on an ongoing basis. Even when we get an oil change, the checking of the transmission fluid is often overlooked.

Okay, so how do you check your transmission fluid? The first step is to become familiar with the transmission manufactures specs for the transmission fluid and the procedure for checking the fluid. Be sure to follow the manufacturers procedures for checking the fluid. In some instances, if done incorrectly, serious injury can result.

An often-overlooked fact is that transmissions can run high temperatures, especially if climbing a hill or mountain pass. Add to this the extra weight of a tow vehicle and temperatures can reach the upper temperature limits of the transmission fluid. Over a period of time the high operating temperatures and the strain on the oil start to degrade the oil's additive package. Once the oil starts to degrade, the oil starts becoming more

viscous which takes away from lubrication of the bearings and gears in the transmission. Once the cooling effect of the oil is diminished and the lubrication quality is reduced – the oil degradation process is accelerated.

What can you do??

Follow the manufactures recommendations for changing the oil. If it calls for either miles or a time frame, change the oil for the one that comes first.

If you see the oil change color (in the instance of red transmission oil) to a brown or other off color, change the oil.

If you haven't done so, check your transmission fluid, per manufacturer's recommendations. It could save you a very expensive transmission rebuild or repair.



Wishing to the very best this
Holiday Season.

Ron Woodworth

&

Larry Morrison

Kokopelli Newsletter Editors

**MERRY
BEST
WISHES**

To Our Very Best Friends!