



Each skill has three levels.
Check off each skill mastered
as a student levels up!
Give as a certificate!

READING POWERS ACTIVATED!

LET'S POWER UP!

Student Name _____

SHORT VOWELS

LEVEL 1

Phonemic Awareness
Phonics
Spelling

<input type="checkbox"/>	<input type="checkbox"/>	<input type="checkbox"/>	HAT	/h/	/ă/	/t/
<input type="checkbox"/>	<input type="checkbox"/>	<input type="checkbox"/>	BOX	/b/	/ö/	/ks/
<input type="checkbox"/>	<input type="checkbox"/>	<input type="checkbox"/>	ZIP	/z/	/ï/	/p/
<input type="checkbox"/>	<input type="checkbox"/>	<input type="checkbox"/>	YUM	/y/	/ü/	/m/
<input type="checkbox"/>	<input type="checkbox"/>	<input type="checkbox"/>	WEB	/w/	/ë/	/b/

Date Activated: _____

MAGIC "E"

LEVEL 2

Phonemic Awareness
Phonics
Spelling

<input type="checkbox"/>	<input type="checkbox"/>	<input type="checkbox"/>	DIVE	/d/	/ī/	/v/
<input type="checkbox"/>	<input type="checkbox"/>	<input type="checkbox"/>	PETE	/p/	/ē/	/t/
<input type="checkbox"/>	<input type="checkbox"/>	<input type="checkbox"/>	CUBE	/c/	/ū/	/b/
<input type="checkbox"/>	<input type="checkbox"/>	<input type="checkbox"/>	JOKE	/j/	/ō/	/k/
<input type="checkbox"/>	<input type="checkbox"/>	<input type="checkbox"/>	GAME	/g/	/ā/	/m/

Date Activated: _____

VOWEL TEAMS

LEVEL 3

Phonemic Awareness
Phonics
Spelling

<input type="checkbox"/>	<input type="checkbox"/>	<input type="checkbox"/>	QUEEN	/kw/	/ē/	/n/
<input type="checkbox"/>	<input type="checkbox"/>	<input type="checkbox"/>	LEAF	/l/	/ē/	/f/
<input type="checkbox"/>	<input type="checkbox"/>	<input type="checkbox"/>	RAIN	/r/	/ā/	/n/
<input type="checkbox"/>	<input type="checkbox"/>	<input type="checkbox"/>	SOAP	/s/	/ō/	/p/

Date Activated: _____

[illegible]

[illegible]

CLASSROOM TRACKER

Spelling

Reading Powers

Activated!

[illegible]



The first step in learning to read & spell is to HEAR the sounds in our names.

PHONEMIC AWARENESS

LEVEL 1 – SHORT VOWELS

LET'S MEET THE HEROES



This is a listening activity. Students do not have to look at the FUNNY MIXER cards.

Say each Hero's Name

TEACHER

then

STUDENT



HAT



BOX



ZIP



YUM

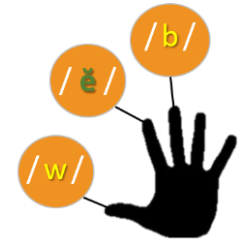
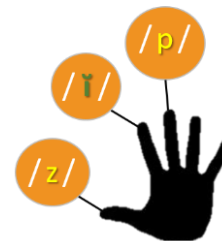
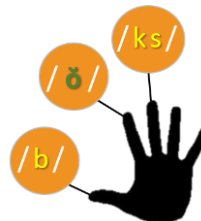


WEB



What 3 sounds
do you hear?

Say and Tap the
3 sounds in order





The first step in learning to read & spell is to HEAR the sounds in our names.

PHONEMIC AWARENESS

LEVEL 2 – MAGIC “E”

LET’S MEET THE HEROES



This is a listening activity. Students do not have to look at the FUNNY MIXER cards.

Say each Hero’s Name

TEACHER

then

STUDENT



DIVE




CUBE



PETE



JOKE

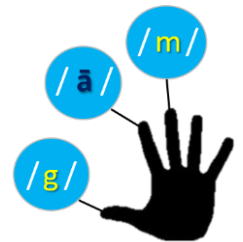
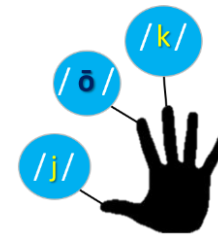
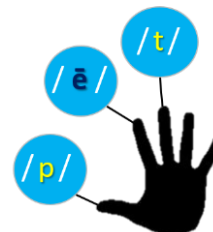
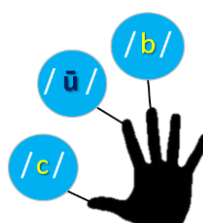
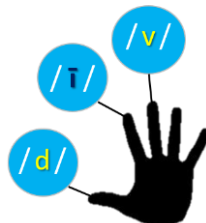


GAME



What 3 sounds
do you hear?

Say and Tap the
3 sounds in order





The first step in learning to read & spell is to HEAR the sounds in our names.

PHONEMIC AWARENESS

LEVEL 3 – VOWEL TEAMS

LET'S MEET THE HEROES



This is a listening activity. Students do not have to look at the FUNNY MIXER cards.

Say each Hero's Name

TEACHER

then

STUDENT



QUEEN



LEAF



RAIN

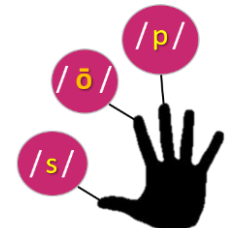
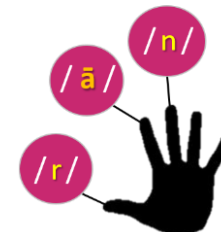
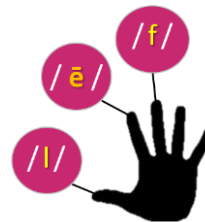
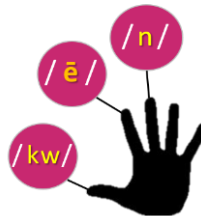


SOAP



What 3 sounds do you hear?

Say and Tap the 3 sounds in order



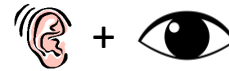


The second step in learning to read
& spell is making letter combinations
that represent sounds.

PHONICS

LEVEL 1 – SHORT VOWELS

LET'S MIX IT UP!



Students can look at the FUNNYMIXER
cards as they work with the letter sounds.

Say each Hero's Name

TEACHER
then
STUDENT



HAT




BOX



ZIP



YUM



WEB

Say each **Letter** and **Sound** in the Name

“h” says / h /

“b” says / b /

“z” says / z /

“y” says / y /

“w” says / w /

“a” says / ă /

“o” says / ă /

“i” says / ă /

“u” says / ă /

“e” says / ă /

“t” says / t /

“x” says / ks /

“p” says / p /

“m” says / m /

“b” says / b /

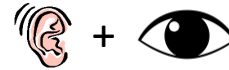


The second step in learning to read
& spell is making letter combinations
that represent sounds.

PHONICS

LEVEL 2 – MAGIC “E”

LET'S MIX IT UP!



Students can look at the FUNNYMIXER
cards as they work with the letter sounds.

Say each Hero's Name

TEACHER
then
STUDENT



DIVE



CUBE



PETE



JOKE



GAME

Say each Letter and Sound in the Name

“d” says / d /

“c” says / k /

“p” says / p /

“j” says / j /

“g” says / g /

“i” says / ī /

“u” says / ū /

“e” says / ē /

“o” says / ō /

“a” says / ā /

“v” says / v /

“b” says / b /

“t” says / t /

“k” says / k /

“m” says / m /

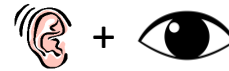


The second step in learning to read
& spell is making letter combinations
that represent sounds.

PHONICS

LEVEL 3 – VOWEL TEAMS

LET'S MIX IT UP!



Students can look at the FUNNYMIXER
cards as they work with the letter sounds.

Say each Hero's Name

TEACHER
then
STUDENT



QUEEN



LEAF



RAIN



SOAP

Say each **Letter** and **Sound** in the Name

“qu” says / kw /

“ee” says / ē /

“n” says / n /

“L” says / L /

“ea” says / ē /

“f” says / f /

“r” says / r /

“ai” says / ā /

“n” says / n /

“s” says / s /

“oa” says / ō /

“p” says / p /



The third step is learning how
to spell our Hero's names.

SPELLING

LEVEL 1 - SHORT VOWELS

LET'S SPELL IT UP!

Say each Hero's Name

TEACHER
then
STUDENT



HAT




BOX



ZIP



YUM



WEB

Say or Write Each Letter in our Hero's Name

H-A-T

B-O-X

Z-I-P

Y-U-M

W-E-B



The third step is learning how to spell our Hero's names.

SPELLING

LEVEL 2 – MAGIC “E”

LET'S SPELL IT UP!

Say each Hero's Name

TEACHER
then
STUDENT



DIVE




CUBE



PETE



JOKE



GAME

Say or Write Each Letter in our Hero's Name

D-I-V-E C-U-B-E P-E-T-E J-O-K-E G-A-M-E



The third step is learning how to spell our Hero's names.

SPELLING

LEVEL 3 - VOWEL TEAMS

LET'S SPELL IT UP!



Remember! Letters underwater don't make a sound.



Remember! Letters in the sun say their name.

Say each Hero's Name

TEACHER

then

STUDENT



QUEEN



LEAF



RAIN



SOAP

Say or Write Each Letter in our Hero's Name

Q-U-**E-E**-N

L-**E-A**-F

R-**A-I**-N

S-**O-A**-P