

NEW YORK STATE - 2017 DATA DASHBOARD

10/01/2016 - 09/30/2017

REFERRAL REQUESTS					
NYS	2017			2016	" +/- "
	Full	ORM	Total	Total	
	29,006	6,316	35,322	38,762	

ORM - On Line Referral

AGES OF CHILDREN							
0-11 m	12-23 m	24-35 m	3-4 y	5 y	6-8 Y	9+ Y	Total
9,026	6,279	6,282	8,421	3,148	7,457	5,697	47,832
19%	13%	13%	18%	7%	16%	12%	

No age data: 1,641

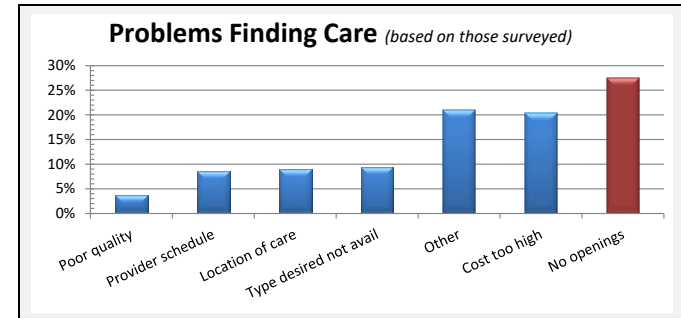


Early Care & Learning Council
United to Promote Quality

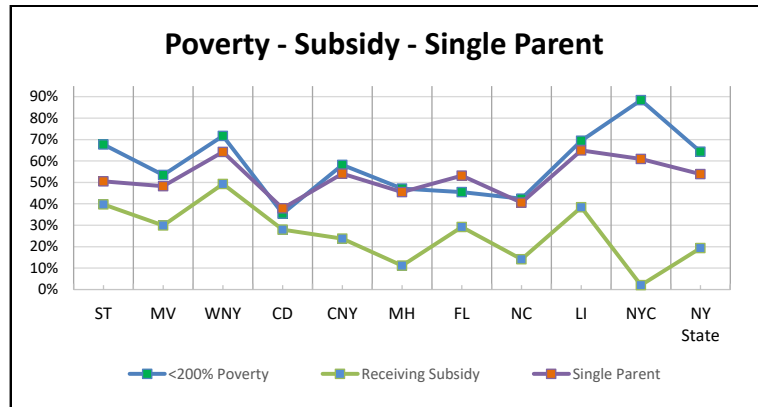
PROGRAM REQUESTS

51% of children had parents who requested a specific type of child care program.

Early Head Start: 8% Head Start: 5%
Nursery School: 8% Pre-K: 7%
SACC 31% Summer Rec: 26%

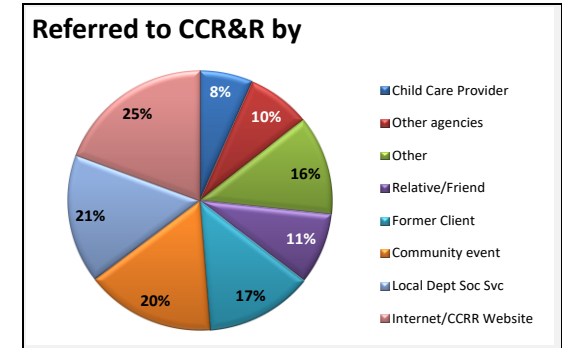


379
Families served reported being homeless or living in a shelter.



SPECIAL NEEDS
(based on requests)

ADHD: 15% Asthma: 12%
Autism: 12% Other: 12%
Developmental Disability: 13%
Speech/Language Impaired: 9%
Behavioral/Emotional: 6%
Educational Disability: 5%



PROVIDER STATISTICS		
Modality	#	% Modality
Family Child Care	4,549	19%
(FCC)Group Family Child Care	8,694	37%
Child Care Center	4,173	18%
School Age Program	3,117	13%
Preschool Program	728	3%
(CCC)Camp	1,357	6%
(CCC)School	236	1%
(FCC)Informal	69	0.3%
(FCC)In-Home	34	0.1%
(CCC)Other/NYC = DOE UPK	790	3.3%
TOTAL PROVIDERS ->	23,747	

6% of callers requested a provider who was approved to administer medication.

14% of providers are certified to administer medication.

New York State Poverty Statistics			
	Total	# Below poverty	% below poverty
Tables S1701 & S1702 - American Fact Finder - 2016 Data			
AGE -> 2016 Poverty Status in the past 12 months - 1-year estimate			
Population for whom poverty status is determined	19,230,198	2,832,824	14.70%
Under 18 years	4,100,325	847,288	20.70%
Under 5 years	1,135,203	250,737	22.10%
5 to 17 years	2,965,122	596,551	20.10%
Families	4,541,583	495,033	10.90%
With related children of householder under 18 years	2,092,232	355,679	17.00%
With related children of householder under 5 years	382,413	57,362	15.00%
With related children of householder under 5 years and 5 to 17 years	392,341	104,363	26.60%
With related children of householder 5 to 17 years	1,317,478	193,669	14.70%