

親愛的家長們好，

以下是您們孩子的中文作業：

1. 在你們的作業本上寫一寫今天學的生字“木”(寫四行，拼音一行)

2. 看韻母i, u, ü視頻

<https://www.youtube.com/watch?v=4F5TTPqgDc0>

3. 去quizlet 讀一讀今天學的生詞

<https://quizlet.com/21073780/living-mandarin-k1112-flash-cards/>

請麻煩家長們把您們孩子的作業拍照發送到我的電子郵箱。謝謝！

附上今天用的課件和做的手工鏈接

<https://www.youtube.com/watch?v=gs0ORMiYwF0>

如果您們有任何問題，可以隨時聯繫我。謝謝！

江老師敬上

Dear Parents and Guardians,

The following below is your child's Chinese HW :

1. Write the character “木” four lines on your Chinese HW book

2. Go to the quizlet to read aloud the words we learned today.

<https://quizlet.com/21073780/living-mandarin-k1112-flash-cards/>

3. Watch pinyin i, u, ü video

<https://www.youtube.com/watch?v=4F5TTPqgDc0>

Parents please take pictures or scan your child/children's work and send it to me.

Attached is the class ppt I used today.

Also attached the link of the art craft we did today.

If you have any questions, please feel free to contact me. Thank you.

Best regards,

Ms.Jiang




今天是_十二月_十一日

課程安排 Today's Schedule :

1. 複習 (Review)
2. 教第十二課 (聽兒歌) Lesson 12
3. 做練習 (practice)
4. 做手工 (Art Craft)



Review





課文 passage

shān shàng yǒu lǎo hǔ
一 二 三 四 五，山 上 有 老 虎。

lǎo hǔ yǒu jǐ zhī
老 虎 有 幾 隻？一 二 三 四 五。

生字：山



Animals





Pinyin a, o, e

Animals 動物



MATCH GAME




shé




dà xióng


dà xiàng




é



shī zi



zhū



lǎo hǔ

mǎ



Pinyin a,o,e Review

四声调

a



ā

ái

ǎ

o



ó

óu

ò



ǎ

ǎo

ě

e



è

èr

è



Pinyin i, u, ü



Read the Passage



Writing: 木



他/她是谁？





Pinyin i, u, ü

<https://www.youtube.com/watch?v=4F5TTPqgDc0>



Pinyin i, u, ü

ī	í	ǐ	ì
ū	ú	ǔ	ù
ǖ	ǘ	ǚ	ǜ





a

o

e

m

u


i




Lesson 12: 木




木



How do people use trees/wood?





小 木 偶 ， 小 木 偶 ， 请 你 弯 弯 腰 ，
 xiǎo mù ǒu xiǎo mù ǒu qǐng nǐ wān wān yāo
 xiǎo sǎo xiǎo sǎo qǐng cǐng
 请 你 挥 挥 手 ， 你 是 我 的 好 朋 友 。
 qǐng nǐ huī huī shǒu nǐ shì wǒ de hǎo péng yǒu
 qǐng cǐng huī huī shǒu nǐ shì wǒ de hǎo péng yǒu


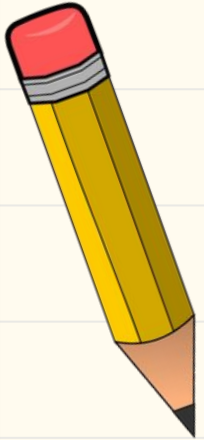


<https://www.youtube.com/watch?v=C0tVmABwMPs>

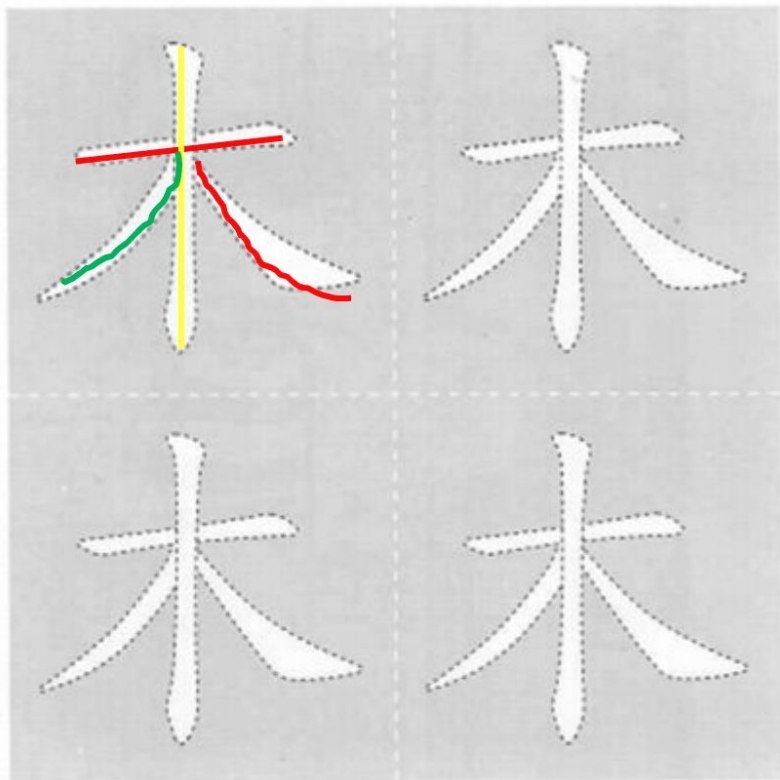


- Snowman Freeze
by The Learning Station

Writing



Go to your
Workbook page 36




木 → 木 → 木 → 木



小木偶

皮諾曹 (Pinocchio)



huī huī shǒu

揮揮手

WEAVE




wān wān yāo

彎彎腰



I say, You do



請 你 彎彎腰
(請) (弯弯)

KILLZ WOOD

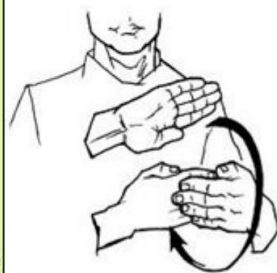


請 你 揮揮手
(請) (挥挥)

GOOD FRIEND



好朋友



我

我們都是好朋友

(們)



hi

她



他




她



Q: 他/她是谁？

A: 她/他是我的





Practice






Go to your Textbook
page 38



海題題 Match the right pictures

1

日



2

木



3

月




4

山



5

口



Gold Star






Go to your Textbook
page 39



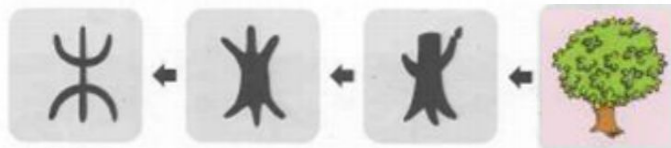

	1 st tone	2 nd tone	3 rd tone	4 th tone
Tones	—	/	∨	\
早				
山				
木				
十				
(牙)				





畫一畫 貼一貼 Color and place the stickers.

Go to your
workbook page 35



Go to your
Workbook page 37

 連一連 Match


① 人



② 大





③ 小



④ 早




⑤ 木






請聽老師說，並貼上貼紙。 Listen and place the stickers.

	1 st tone	2 nd tone	3 rd tone	4 th tone
Tones	—	↗	↘	↘
三				
十				
五				
六				
二				



Art Craft Time



<https://www.youtube.com/watch?v=gs0QRMiYwF0>





HOMEWORK

1. Write the character “木” four lines on your notebook
2. Watch the pinyin i, u, ü video
- 3. Go to Quizlet to read aloud the words we learned today**

<https://quizlet.com/21073780/living-mandarin-k112-flash-cards/>

