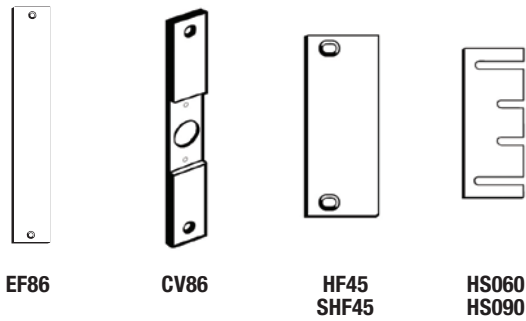
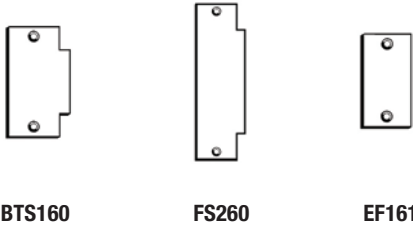
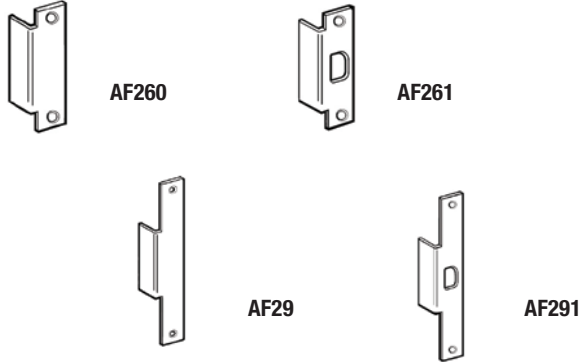


**FILLER & CONVERSION PLATES**



MFG #	TYPE	SIZE	EZ #
BTS160PC	"T" Strike with 160 Cutout	2-3/4" x 1-3/8"	003154
FS260PC	ANSI Strike Cutout	4-7/8" x 1-1/4"	003176
EF161PC	161 Strike Cutout	2-1/4" x 1-1/8"	075184
EF86PC	86 Mortise Cutout	8" x 1-1/4" x 3/16"	075181
CV86	Mortise to 161 KIK Cutout	8" x 1-1/4"	003155
HF45	Door Hinge Cutout	4-1/2" x 1-3/4"	026255
SHF45	Door Hinge Cutout	4-1/2" x 1-1/2"	026261
HS060	.060 Hinge Shim	4-1/2"	003178
HS090	.090 Hinge Shim	4-1/2"	003179

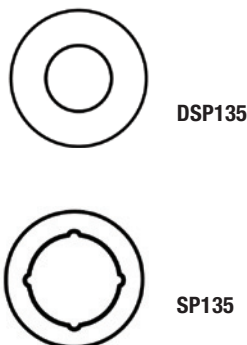
**ELECTRIC STRIKE FILLER PLATES**



- Fits selected Folger Adams, Von Duprin, and Rofu strikes
- Constructed of 13 gauge steel

MFG #	TYPE	CUTOUT	SIZE	EZ #
AF260SL	ANSI Filler	No	4-7/8" x 11/4"	075385
AF261SL	ANSI Filler	Yes	4-7/8" x 11/4"	066920
AF29SL	Filler	No	9" x 1-3/8"	075384
AF291SL	Filler	Yes	9" x 1-3/8"	067423

**SCAR PLATES**



- Used to convert 2- 3/8" to 2-3/4" backset

**DSP135**

- Fits under deadbolt collar

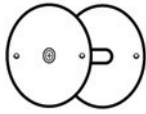
**SP135**

- Fits under rose of key-in-knob or deadbolt locks

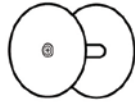
MFG #	FINISH	COVERS	HOLE	SIZE	EZ #
DSP135 605	Polished Brass	2-1/8"	1-1/2"	3-1/2"	028287
DSP135 630	Satin Stainless	2-1/8"	1-1/2"	3-1/2"	028286
SP135 605	Polished Brass	2-1/8"	2-1/8"	3-1/2"	100822
SP135 609	Antique Brass	2-1/8"	2-1/8"	3-1/2"	003215
SP135 630	Satin Stainless	2-1/8"	2-1/8"	3-1/2"	003214

D


**HOLE FILLER PLATES**



**BF161**  
**BF135**



**BF178**



**PDF161**



**CP258**

**BF135**

- Covers up to 3-3/4" hole

**BF161**

- Covers up to 2-1/8" hole

**BF178**

- Covers up to 1-1/2" hole

**PDF161**

- Covers up to 2-1/8" hole under rim panic device

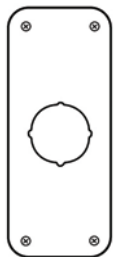
**CP258**

- 2-5/8" cylinder plate has indents at 3 & 9 o'clock to prevent collar from shifting on wood or metal
- Can be used with rim or mortise cylinders

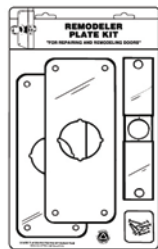
MFG #	FINISH	SIZE	EZ #
BF135PC	Prime Coat	3-3/4"	073297
BF161BP	Brass Plated	2-5/8"	003147
BF161PC	Prime Coat	2-5/8"	003148
BF161SL	Silver Plated	2-5/8"	003149
BF178PC	Prime Coat	1-7/8"	003151
CP258BP	Brass Plated	2-5/8"	051336
CP258SL	Silver Coated	2-5/8"	051337
PDF161PC	Prime Coat	2-1/8"	027840



**REMODEL PLATES & KIT**



**RP13509**



**RPK109**

**RP13509**

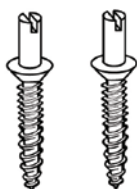
- Escutcheon for remodelling from mortise lock to key-in-knob

**RPK109**

- Kit version includes 2-RP13509 plates with 1-CV86 mortise to key-in-knob filler adapter plate

MFG #	FINISH	DESCRIPTION	EZ #
RP13509 605	Polished Brass	Remodel Plate	028423
RP13509 630	Satin Stainless	Remodel Plate	028425
RPK109 605	Polished Brass	Remodeller Kit	028416
RPK109 630	Satin Stainless	Remodeller Kit	028417

**HINGE PINS**



- Used for preventing the removal of doors by pulling the hinge pins
- 2 per package

MFG #	TYPE	HEAD	EZ #
CHP100	Commercial	#12	075806
RHP100	Residential	#10	075807