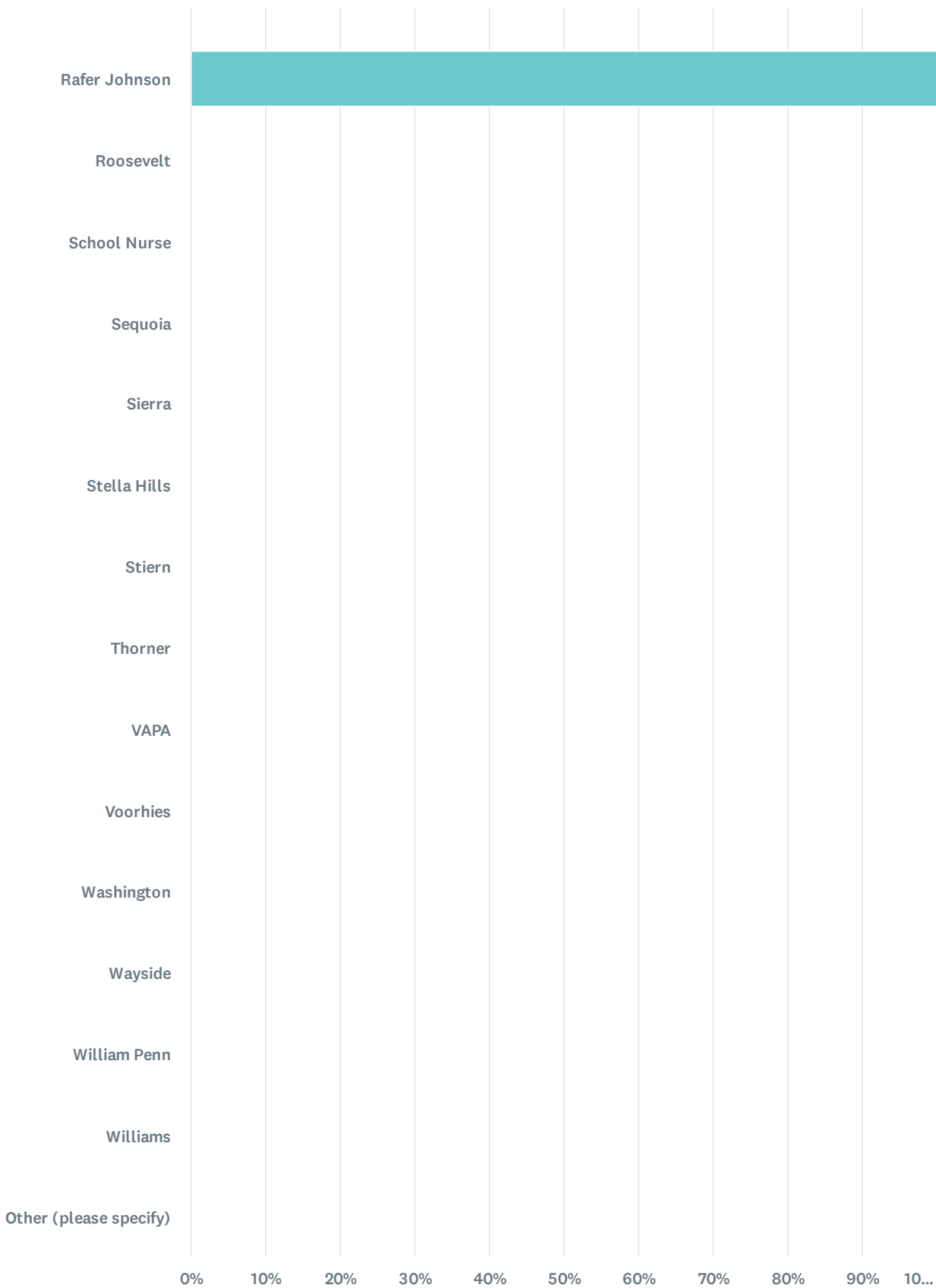
























2025-2026 BETA Administration/Site Climate Survey

























Answer Choices	Percentage	Responses
Total		1

2025-2026 BETA Administration/Site Climate Survey

Answer Choices	Percentage	Responses
 Casa Loma	0%	0
 Cato	0%	0
 Chavez	0%	0
 Chipman	0%	0
 College Hts	0%	0
 Compton	0%	0
 Curran	0%	0
 Downtown	0%	0
 Ed Center/District Office	0%	0
 Eissler	0%	0
 Emerson	0%	0
 Evergreen	0%	0
 Fletcher	0%	0
 Frank West	0%	0
 Franklin	0%	0
 Fremont	0%	0
 Garza	0%	0
 Harding	0%	0
 Harris	0%	0
 Horace Mann	0%	0
 Hort	0%	0
 Jefferson	0%	0
Total		1

2025-2026 BETA Administration/Site Climate Survey

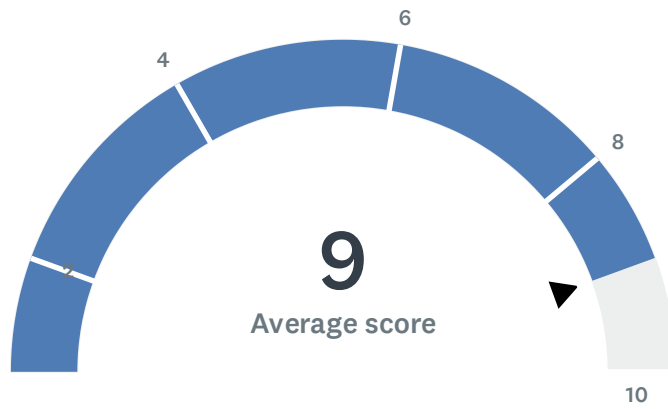
Answer Choices	Percentage	Responses
 Lincoln Jr. High	0%	0
 Longfellow	0%	0
 McKinley	0%	0
 MLK	0%	0
 Mt.Vernon	0%	0
 Munsey	0%	0
 Nichols	0%	0
 Noble	0%	0
 Owens Elementary	0%	0
 Pauly	0%	0
 Pioneer	0%	0
 Rafer Johnson	100.00%	1
 Roosevelt	0%	0
 School Nurse	0%	0
 Sequoia	0%	0
 Sierra	0%	0
 Stella Hills	0%	0
 Stiern	0%	0
 Thorner	0%	0
 VAPA	0%	0
 Voorhies	0%	0
 Washington	0%	0
Total		1

2025-2026 BETA Administration/Site Climate Survey

Answer Choices	Percentage	Responses
 Wayside	0%	0
 William Penn	0%	0
 Williams	0%	0
 Other (please specify) Show responses	0%	0
Total		1

Q2 Site administration is sensitive to the needs of students, staff, and the community.

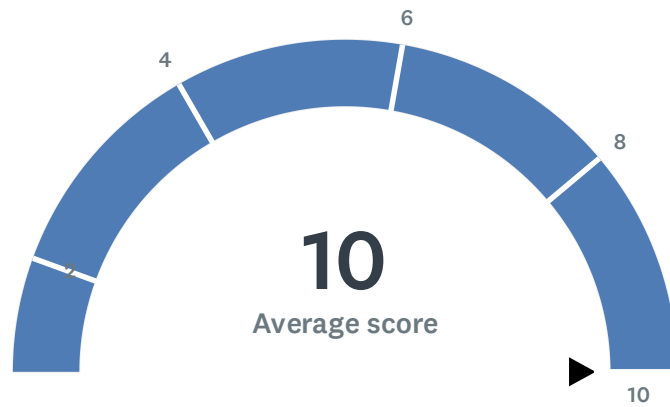
Answered: 1 Skipped: 0



Basic statistics (i)				
Minimum	Maximum	Median	Mean	Standard Deviation
9.00	9.00	9.00	9.00	0.00

Q3 Site administration treats staff with respect; you feel like a valued member of a team.

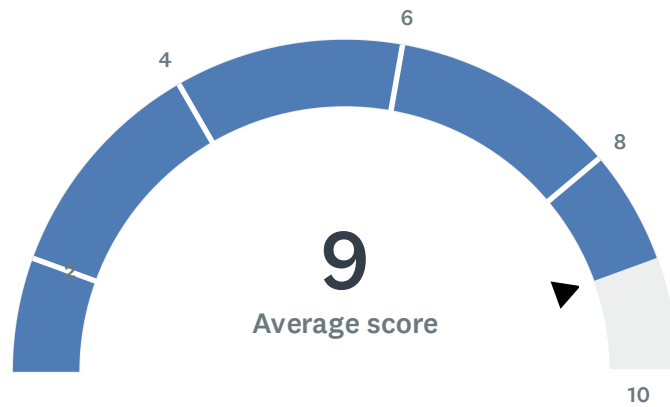
Answered: 1 Skipped: 0



Basic statistics (i)				
Minimum	Maximum	Median	Mean	Standard Deviation
10.00	10.00	10.00	10.00	0.00

Q4 Site administration conducts classroom visits in the least disruptive manner and leaves timely feedback (within 48 hours).

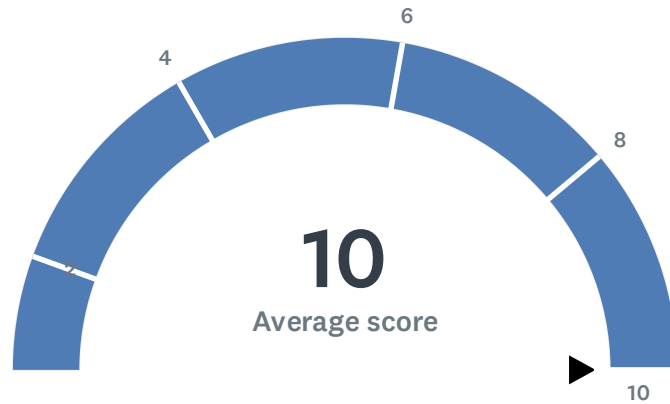
Answered: 1 Skipped: 0



Basic statistics (i)				
Minimum	Maximum	Median	Mean	Standard Deviation
9.00	9.00	9.00	9.00	0.00

Q5 Site administration follows the contract and respects personal rights.

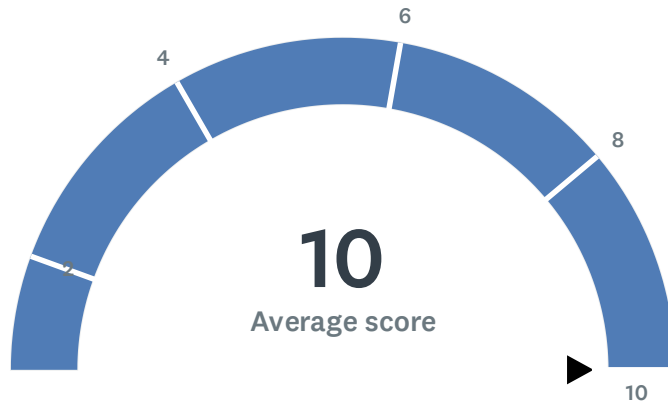
Answered: 1 Skipped: 0



Basic statistics ⓘ				
Minimum	Maximum	Median	Mean	Standard Deviation
10.00	10.00	10.00	10.00	0.00

Q6 Administration utilizes staff according to their job description (ie. Coaches, APL's, Specialists & Staff).

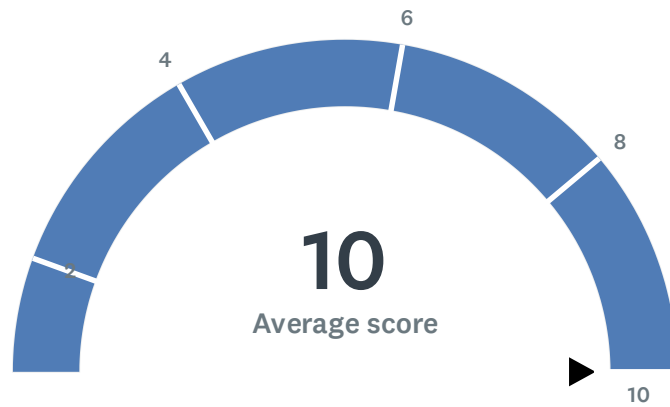
Answered: 1 Skipped: 0



Basic statistics (i)				
Minimum	Maximum	Median	Mean	Standard Deviation
10.00	10.00	10.00	10.00	0.00

Q7 Administration maintains open communication with staff, parents, and students.

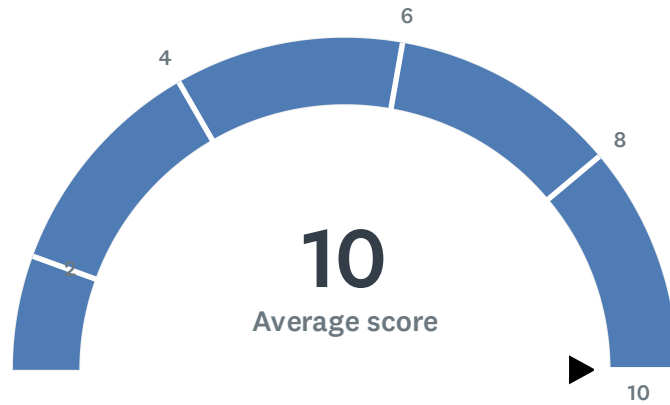
Answered: 1 Skipped: 0



Basic statistics (i)				
Minimum	Maximum	Median	Mean	Standard Deviation
10.00	10.00	10.00	10.00	0.00

Q8 Administration supports staff against attacks and criticism from parents.

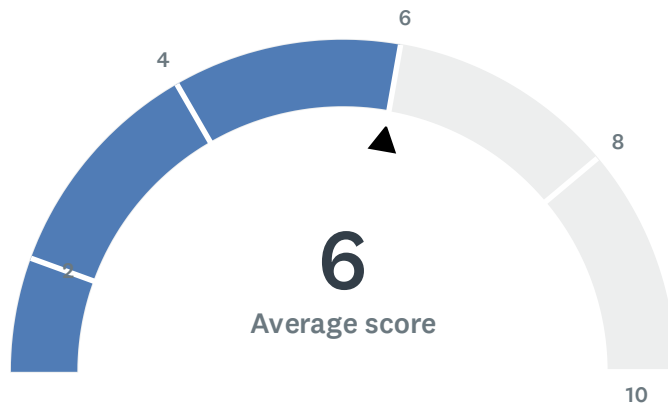
Answered: 1 Skipped: 0



Basic statistics (i)				
Minimum	Maximum	Median	Mean	Standard Deviation
10.00	10.00	10.00	10.00	0.00

Q9 Site administration treats all teachers equally; there is no preferential treatment.

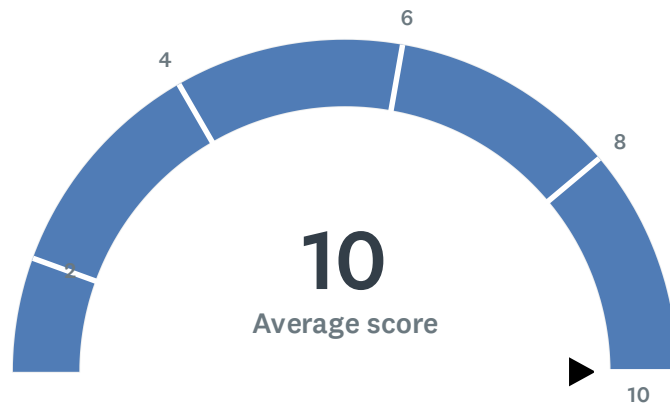
Answered: 1 Skipped: 0



Basic statistics (i)				
Minimum	Maximum	Median	Mean	Standard Deviation
6.00	6.00	6.00	6.00	0.00

Q10 Site administration has been supportive and minimizes additional stress.

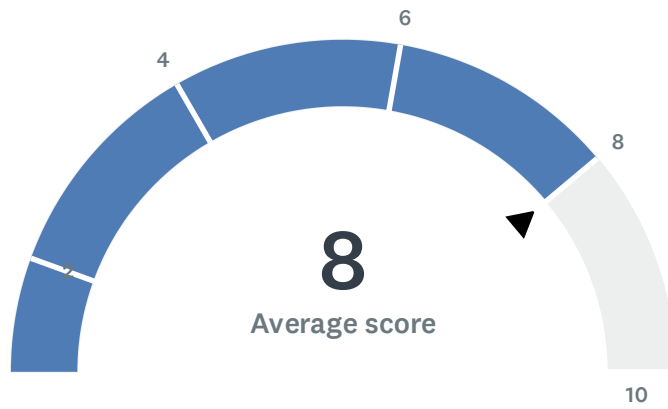
Answered: 1 Skipped: 0



Basic statistics (i)				
Minimum	Maximum	Median	Mean	Standard Deviation
10.00	10.00	10.00	10.00	0.00

Q11 Administration communicates expectations and information in an effective and timely manner.

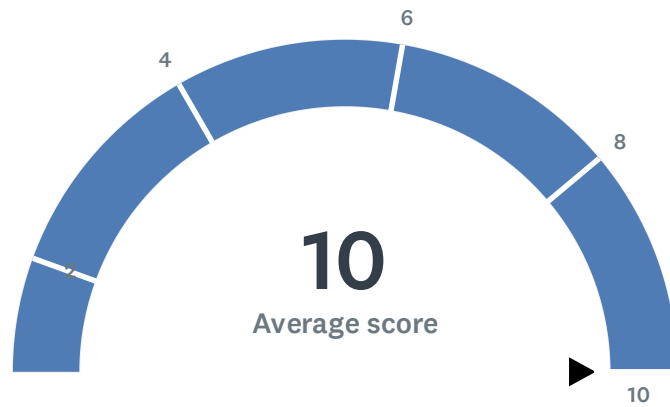
Answered: 1 Skipped: 0



Basic statistics (i)				
Minimum	Maximum	Median	Mean	Standard Deviation
8.00	8.00	8.00	8.00	0.00

Q12 Your site administration ensures positive working conditions at your worksite.

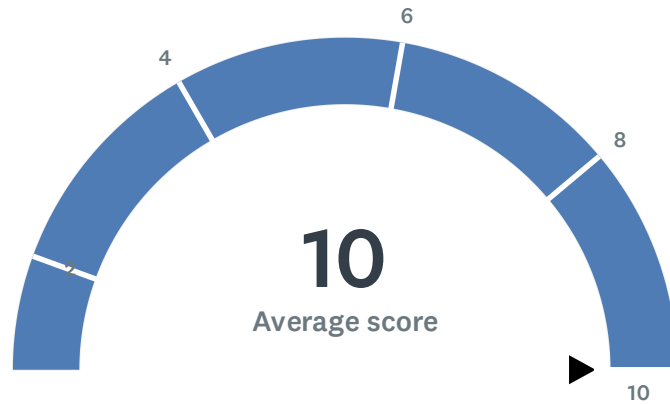
Answered: 1 Skipped: 0



Basic statistics (i)				
Minimum	Maximum	Median	Mean	Standard Deviation
10.00	10.00	10.00	10.00	0.00

Q13 Site administration is thoughtful/smart when calling "Inclement Weather" (rainy day, extreme temperatures, too windy, air quality, etc.) schedule.

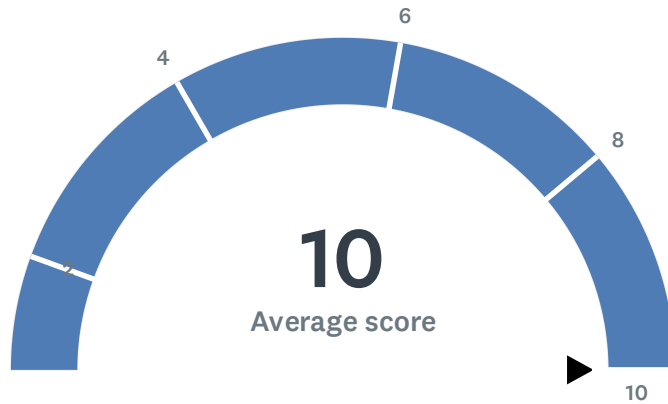
Answered: 1 Skipped: 0



Basic statistics (i)				
Minimum	Maximum	Median	Mean	Standard Deviation
10.00	10.00	10.00	10.00	0.00

Q15 Site staff is involved in setting school policies and budgetary priorities.

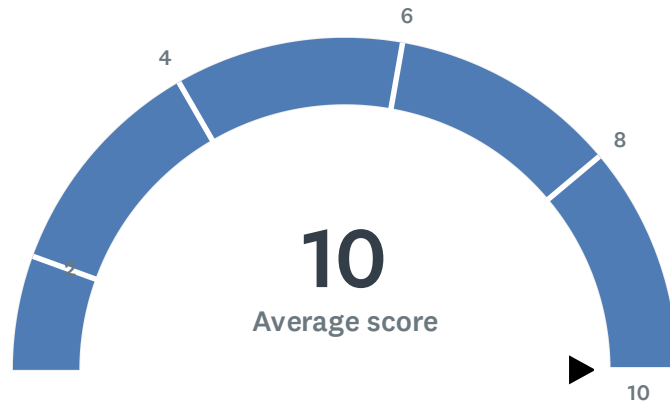
Answered: 1 Skipped: 0



Basic statistics ⓘ				
Minimum	Maximum	Median	Mean	Standard Deviation
10.00	10.00	10.00	10.00	0.00

Q16 Site meetings are productive and not excessive.

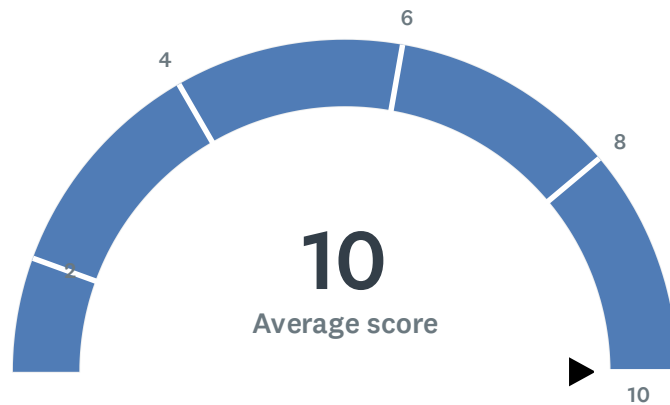
Answered: 1 Skipped: 0



Basic statistics ⓘ				
Minimum	Maximum	Median	Mean	Standard Deviation
10.00	10.00	10.00	10.00	0.00

Q17 Meetings, 504s, and/or IEPs scheduled outside of contractually guaranteed planning/preparation time?

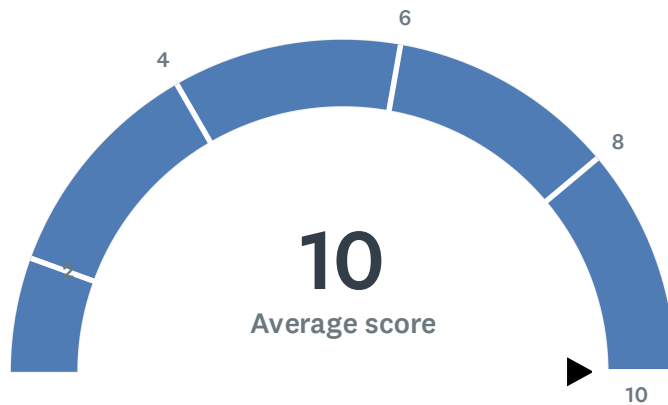
Answered: 1 Skipped: 0



Basic statistics (i)				
Minimum	Maximum	Median	Mean	Standard Deviation
10.00	10.00	10.00	10.00	0.00

Q18 My site receives daily, consecutive, uninterrupted planning/preparation time. (30 minutes / 40 minutes)

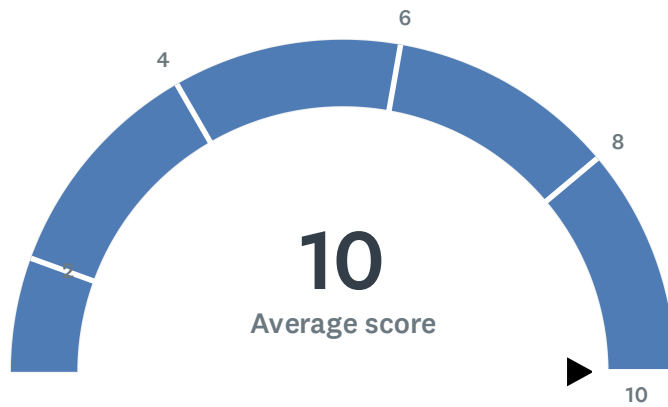
Answered: 1 Skipped: 0



Basic statistics (i)				
Minimum	Maximum	Median	Mean	Standard Deviation
10.00	10.00	10.00	10.00	0.00

Q19 Staff is given time (on duty) to input district-required data (i.e., Benchmarks, Dibels, CFAs, Report Cards, etc.).

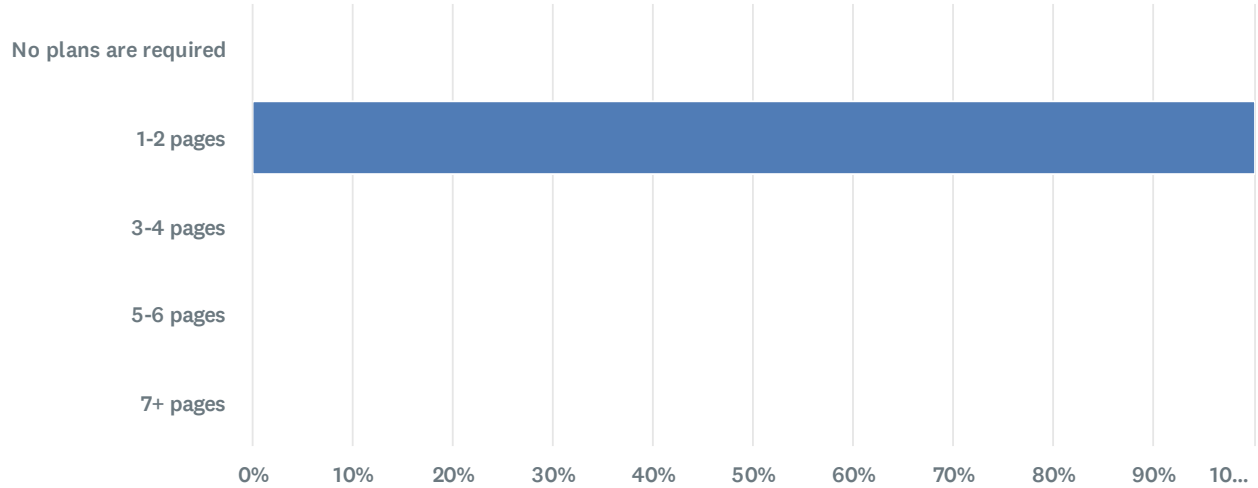
Answered: 1 Skipped: 0



Basic statistics (i)				
Minimum	Maximum	Median	Mean	Standard Deviation
10.00	10.00	10.00	10.00	0.00

Q20 Teachers are required to submit complete, but not excessively lengthy lesson plans.

Answered: 1 Skipped: 0



Answer Choices	Percentage	Responses
● No plans are required	0%	0
● 1-2 pages	100.00%	1
● 3-4 pages	0%	0
● 5-6 pages	0%	0
● 7+ pages	0%	0
Show comments		
Total		1

2025-2026 BETA Administration/Site Climate Survey

#	COMMENT	DATE
	There are no responses.	

2025-2026 BETA Administration/Site Climate Survey

#		DATE
	There are no responses.	

Q22 Staff (teachers and/or coaches) have bus (arrival/dismissal) duty.

Answered: 0 Skipped: 1

 No matching responses.

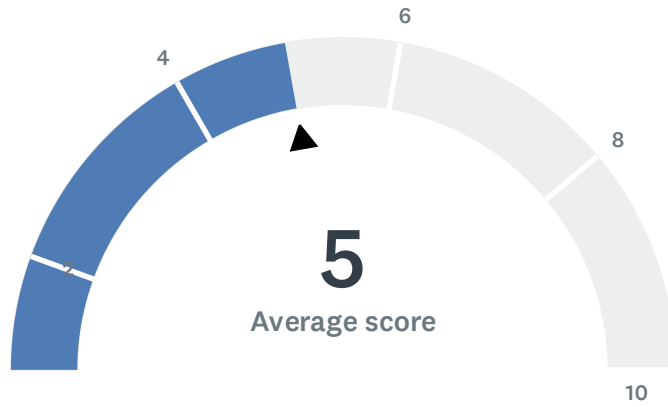
Q23 Do you have any comments, thoughts, or concerns about site operations, duties, and responsibilities?

Answered: 0 Skipped: 1

#	RESPONSES	DATE
	There are no responses.	

Q24 Staff and students feel safe.

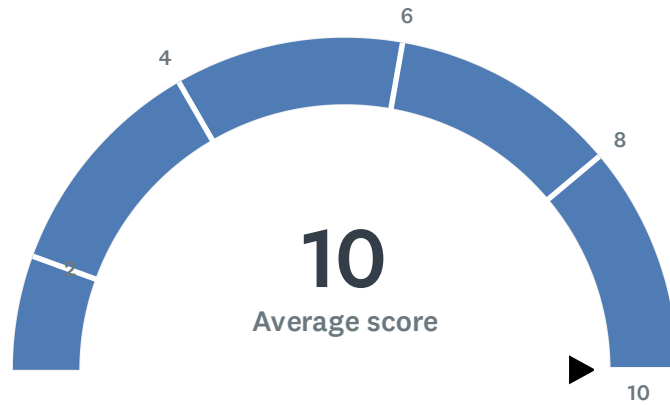
Answered: 1 Skipped: 0



Basic statistics (i)				
Minimum	Maximum	Median	Mean	Standard Deviation
5.00	5.00	5.00	5.00	0.00

Q25 Administration has been helpful and supportive regarding student discipline.

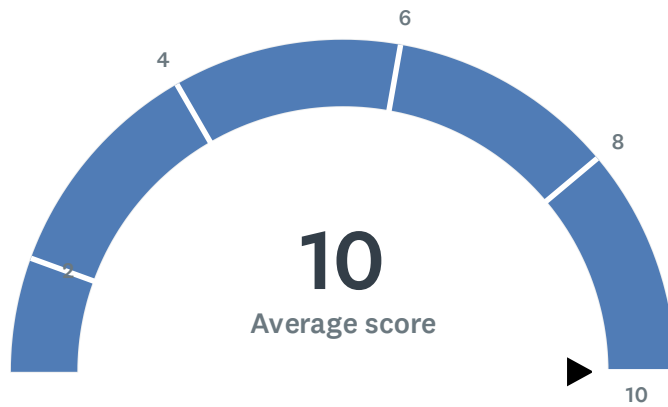
Answered: 1 Skipped: 0



Basic statistics (i)				
Minimum	Maximum	Median	Mean	Standard Deviation
10.00	10.00	10.00	10.00	0.00

Q26 Teachers have been given or trained to use effective tools to improve behavior.

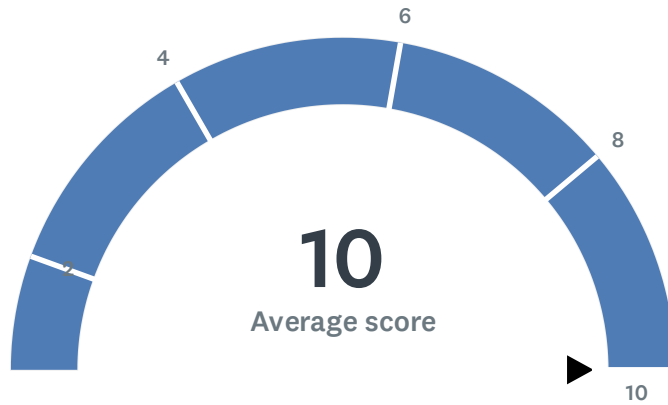
Answered: 1 Skipped: 0



Basic statistics (i)				
Minimum	Maximum	Median	Mean	Standard Deviation
10.00	10.00	10.00	10.00	0.00

Q27 Administration supports classroom discipline procedures and follows District discipline guidelines.

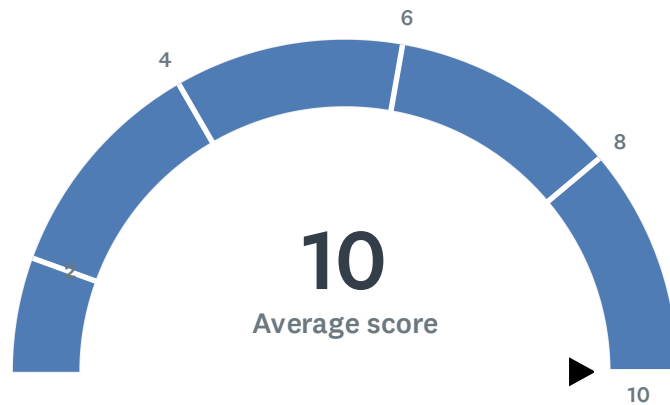
Answered: 1 Skipped: 0



Basic statistics (i)				
Minimum	Maximum	Median	Mean	Standard Deviation
10.00	10.00	10.00	10.00	0.00

Q28 When ODRs (office disciplinary referrals) are written, the teacher's word is valued and trusted.

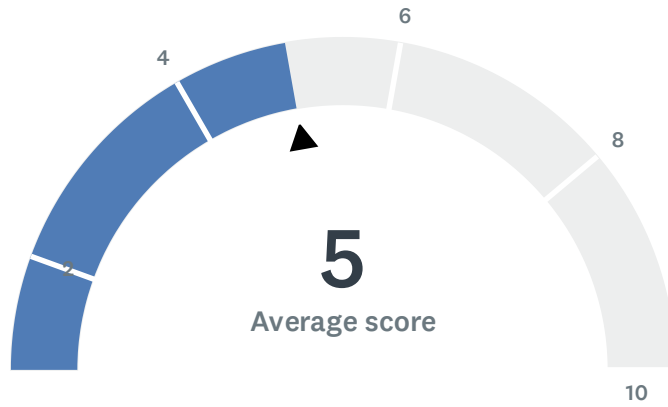
Answered: 1 Skipped: 0



Basic statistics (i)				
Minimum	Maximum	Median	Mean	Standard Deviation
10.00	10.00	10.00	10.00	0.00

Q29 My site has a positive atmosphere.

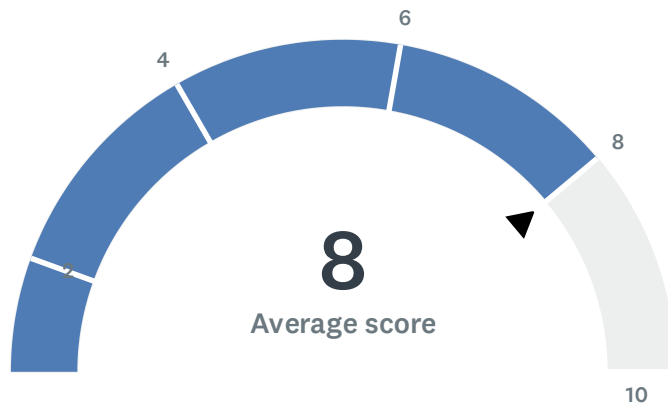
Answered: 1 Skipped: 0



Basic statistics ⓘ				
Minimum	Maximum	Median	Mean	Standard Deviation
5.00	5.00	5.00	5.00	0.00

Q30 I would recommend my site to other employees and prospective teachers.

Answered: 1 Skipped: 0



Basic statistics (i)				
Minimum	Maximum	Median	Mean	Standard Deviation
8.00	8.00	8.00	8.00	0.00

Q31 Do you have any final comments, thoughts, or concerns about PBIS, Discipline, and/or Site Atmosphere?

Answered: 1 Skipped: 0

#	RESPONSES	
1	We are an extremely tough school. Our population of students struggle with maintaining a positive behavior every single day. This site is not for everyone. You need to be able to love these students even when their behavior is not lovable.	

Q32 Do you have any overall comments about your site and/or its administration?

Answered: 0 Skipped: 1

#	RESPONSES	DATE
	There are no responses.	