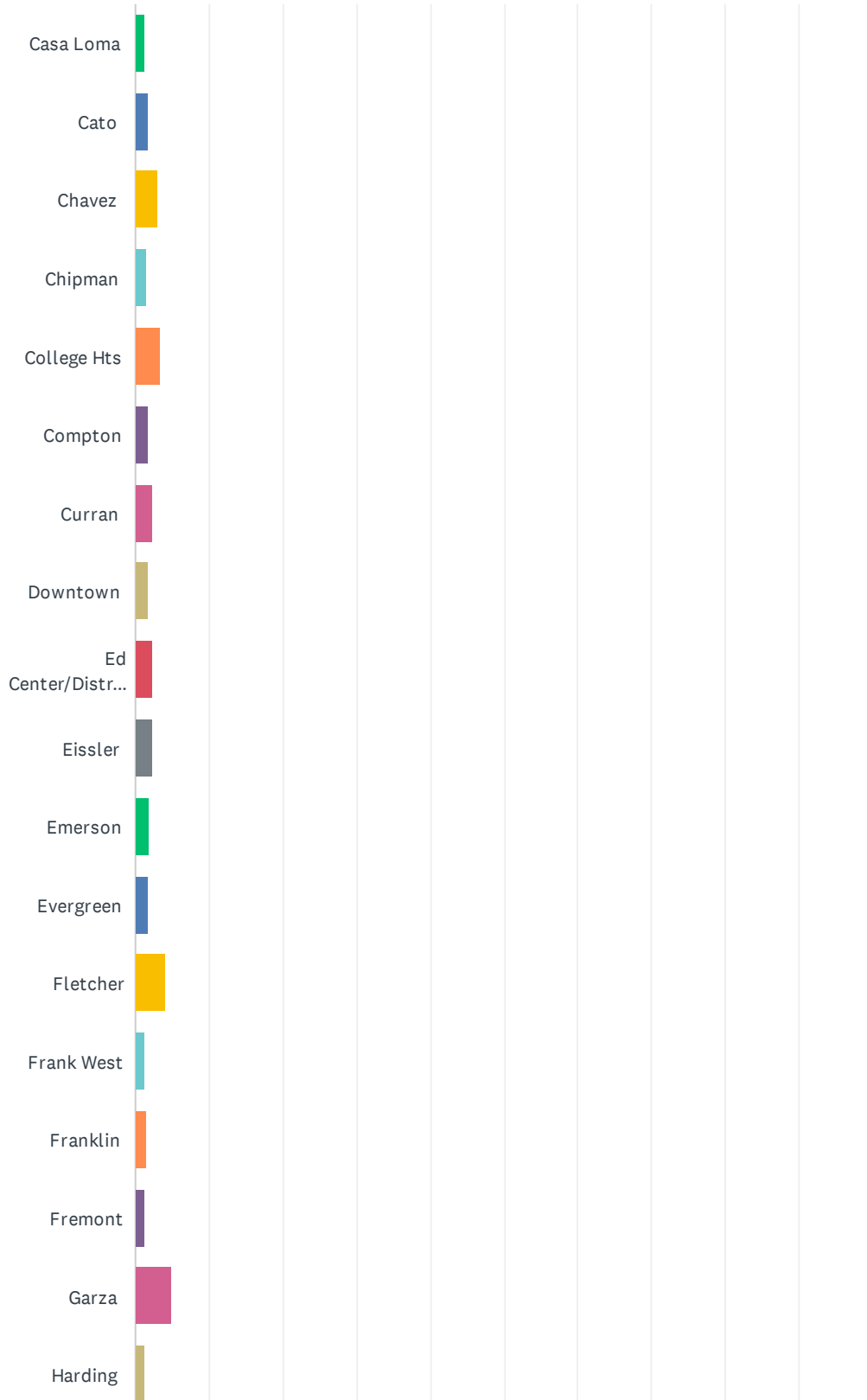
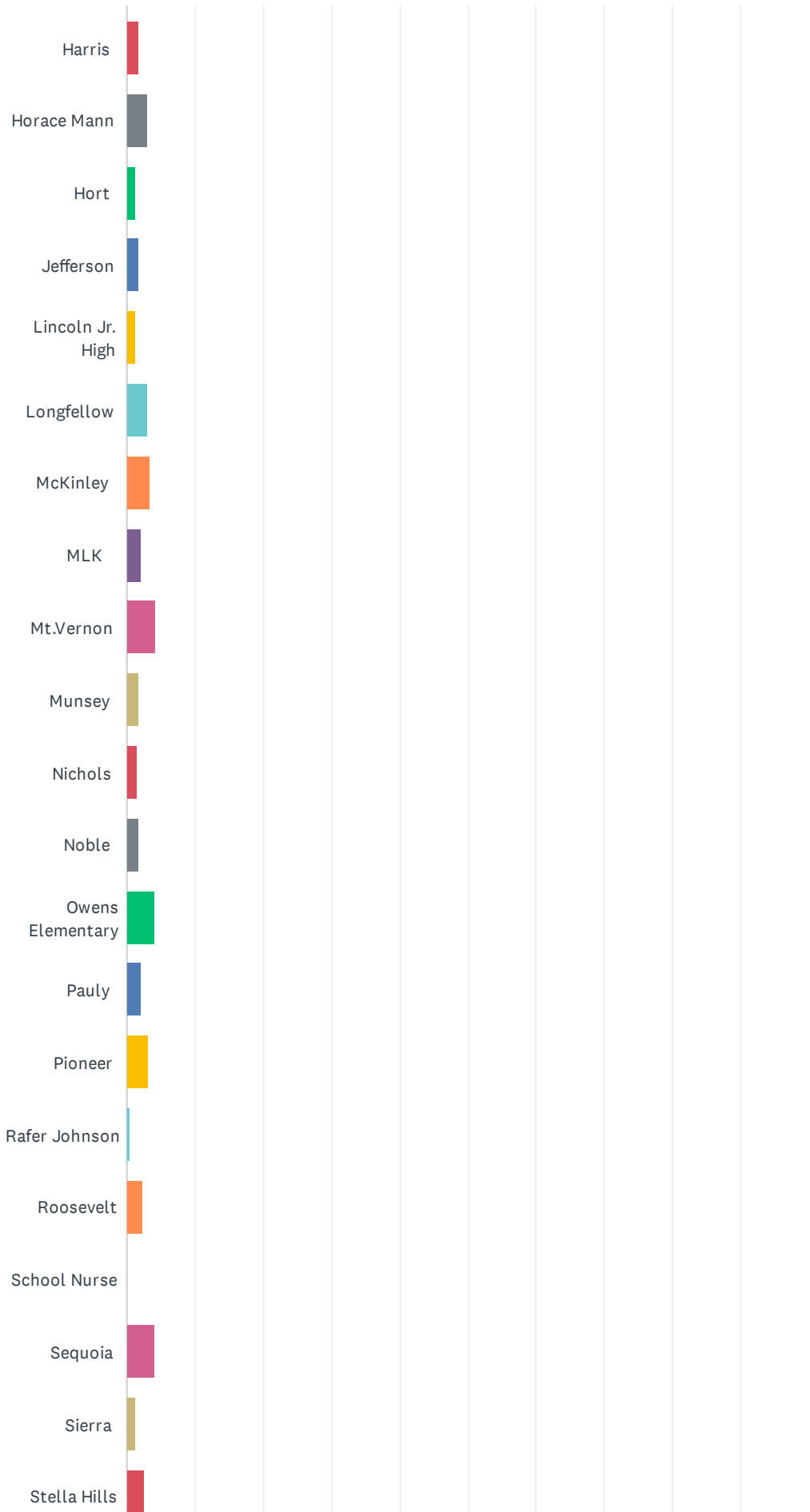


# Q1 School Site (If you work at multiple sites choose your home site OR complete a survey for each site at which you spend significant time.)

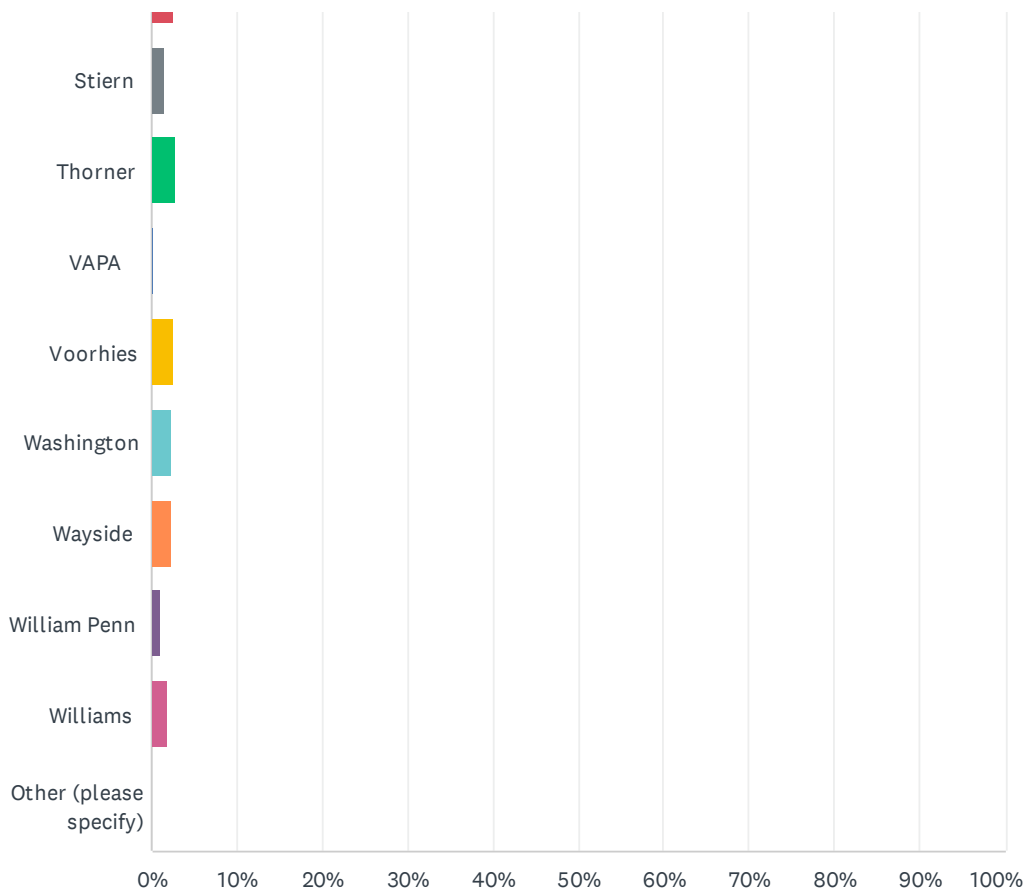
Answered: 580 Skipped: 0



# 2023-2024 BETA Administration/Site Climate Survey



# 2023-2024 BETA Administration/Site Climate Survey



2023-2024 BETA Administration/Site Climate Survey

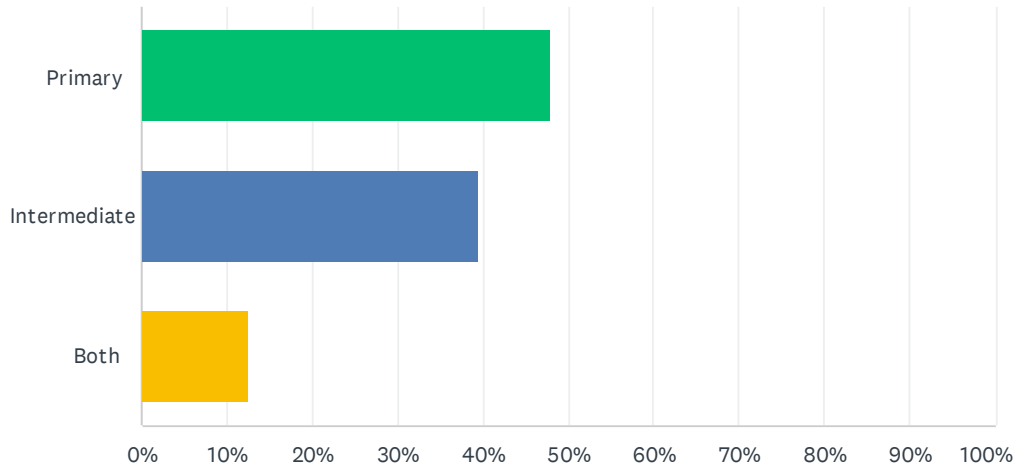
ANSWER CHOICES	RESPONSES	
Casa Loma	1.21%	7
Cato	1.72%	10
Chavez	2.93%	17
Chipman	1.55%	9
College Hts	3.45%	20
Compton	1.72%	10
Curran	2.24%	13
Downtown	1.72%	10
Ed Center/District Office	2.24%	13
Eissler	2.41%	14
Emerson	1.90%	11
Evergreen	1.72%	10
Fletcher	3.97%	23
Frank West	1.21%	7
Franklin	1.55%	9
Fremont	1.38%	8
Garza	5.00%	29
Harding	1.38%	8
Harris	1.72%	10
Horace Mann	2.93%	17
Hort	1.21%	7
Jefferson	1.72%	10
Lincoln Jr. High	1.21%	7
Longfellow	2.93%	17
McKinley	3.45%	20
MLK	2.07%	12
Mt.Vernon	4.31%	25
Munsey	1.72%	10
Nichols	1.55%	9
Noble	1.72%	10
Owens Elementary	3.97%	23
Pauly	2.07%	12

## 2023-2024 BETA Administration/Site Climate Survey

Pioneer	3.10%	18
Rafer Johnson	0.34%	2
Roosevelt	2.24%	13
School Nurse	0.00%	0
Sequoia	3.97%	23
Sierra	1.38%	8
Stella Hills	2.59%	15
Stiem	1.55%	9
Thorner	2.76%	16
VAPA	0.17%	1
Voorhies	2.59%	15
Washington	2.41%	14
Wayside	2.24%	13
William Penn	1.03%	6
Williams	1.90%	11
Other (please specify)	0.00%	0
Total Respondents: 580		

## Q2 Instructional Grade Level or Support Services

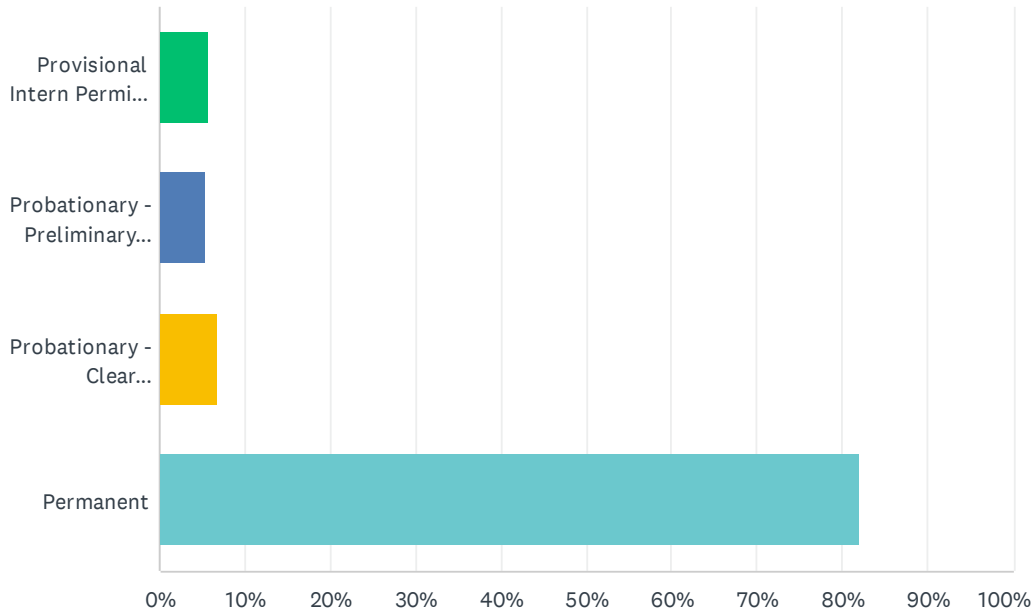
Answered: 561 Skipped: 19



ANSWER CHOICES	RESPONSES	
Primary	47.95%	269
Intermediate	39.39%	221
Both	12.66%	71
<b>TOTAL</b>		<b>561</b>

## Q3 Experience

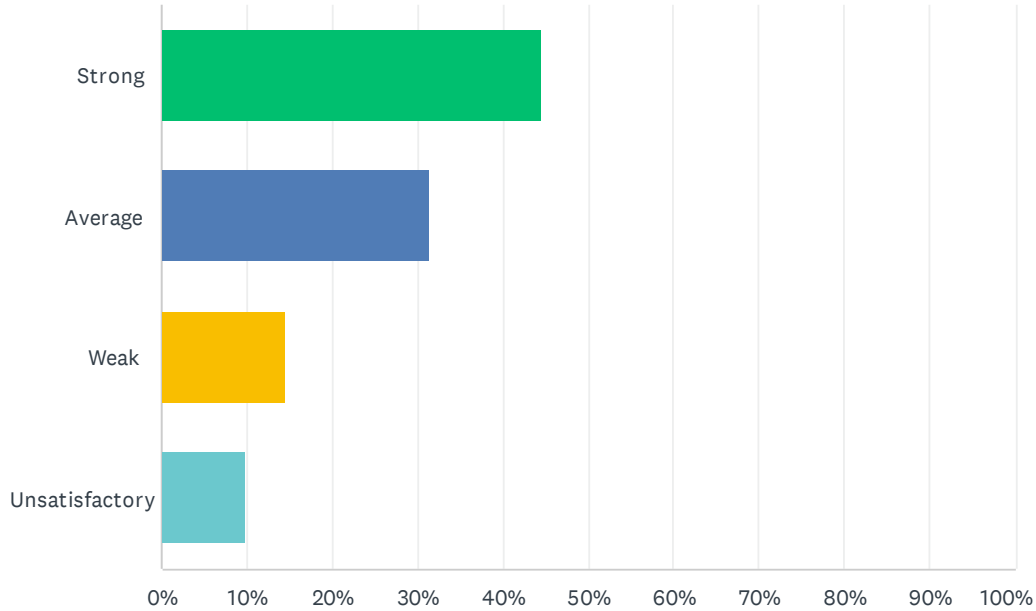
Answered: 580 Skipped: 0



ANSWER CHOICES	RESPONSES	
Provisional Intern Permit, Short Term Staffing Permit, or Intern	5.86%	34
Probationary - Preliminary Credential	5.34%	31
Probationary - Clear Credential	6.72%	39
Permanent	82.07%	476
TOTAL		580

## Q4 Site administration is sensitive to the needs of students, staff, and the community.

Answered: 576 Skipped: 4

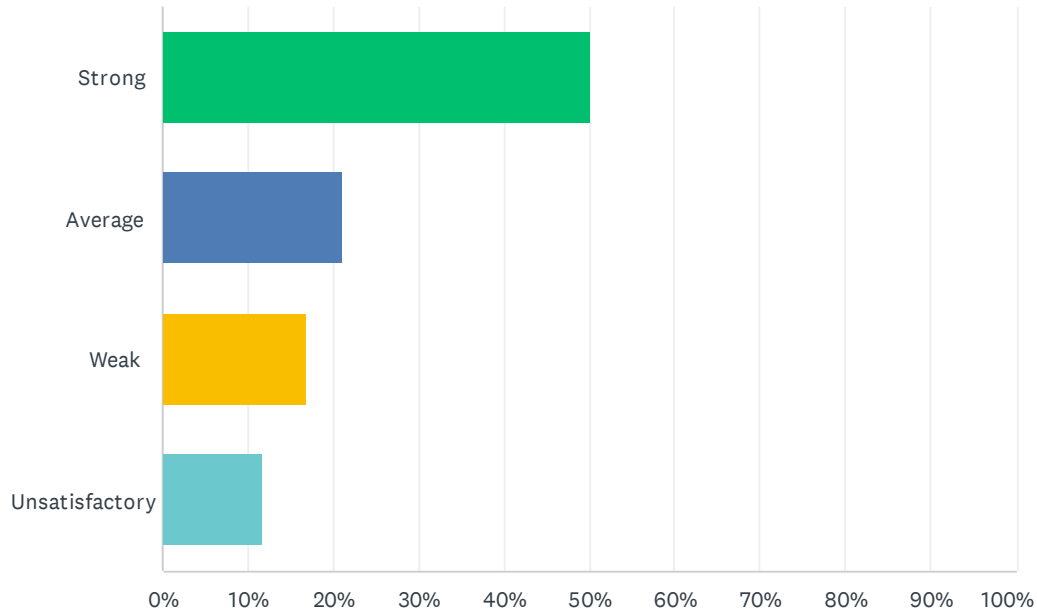


ANSWER CHOICES	RESPONSES	
Strong	44.62%	257
Average	31.25%	180
Weak	14.41%	83
Unsatisfactory	9.72%	56
TOTAL		576



## Q5 Site administration treats staff with respect; you feel like a valued member of a team.

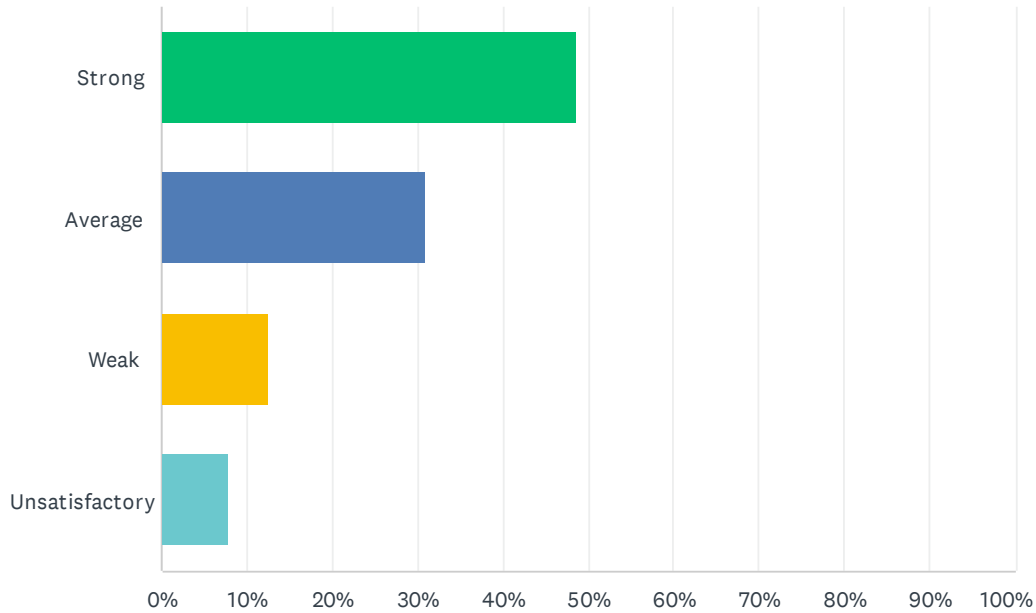
Answered: 576 Skipped: 4



ANSWER CHOICES	RESPONSES	
Strong	50.17%	289
Average	21.18%	122
Weak	16.84%	97
Unsatisfactory	11.81%	68
TOTAL		576

### Q6 Site administration conducts classroom visits in the least disruptive manner and leaves timely feedback (within 48 hours).

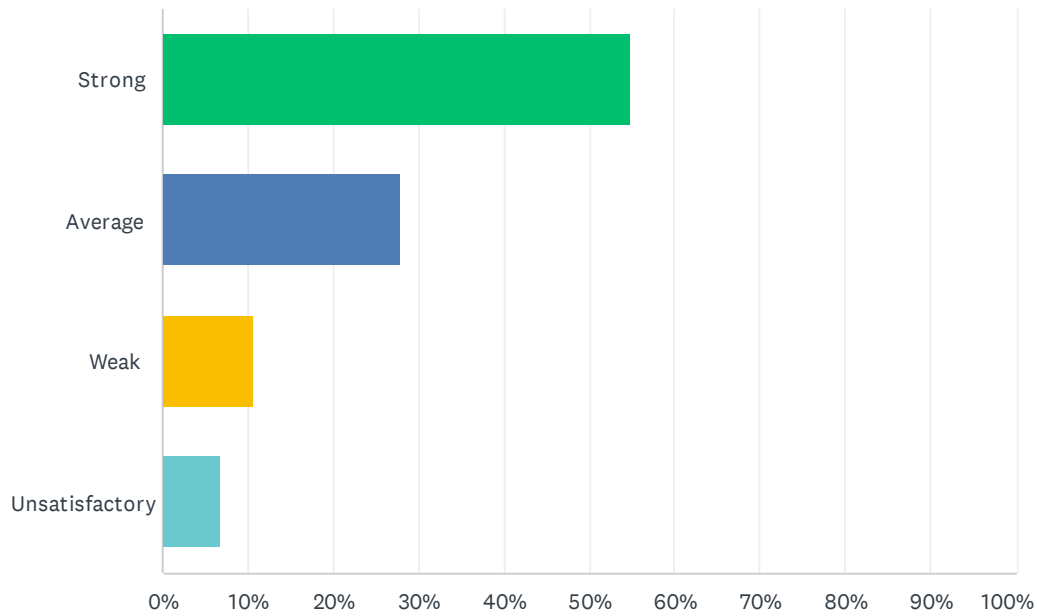
Answered: 564 Skipped: 16



ANSWER CHOICES	RESPONSES	
Strong	48.58%	274
Average	30.85%	174
Weak	12.59%	71
Unsatisfactory	7.98%	45
<b>TOTAL</b>		<b>564</b>

## Q7 Site administration follows the contract and respects personal rights.

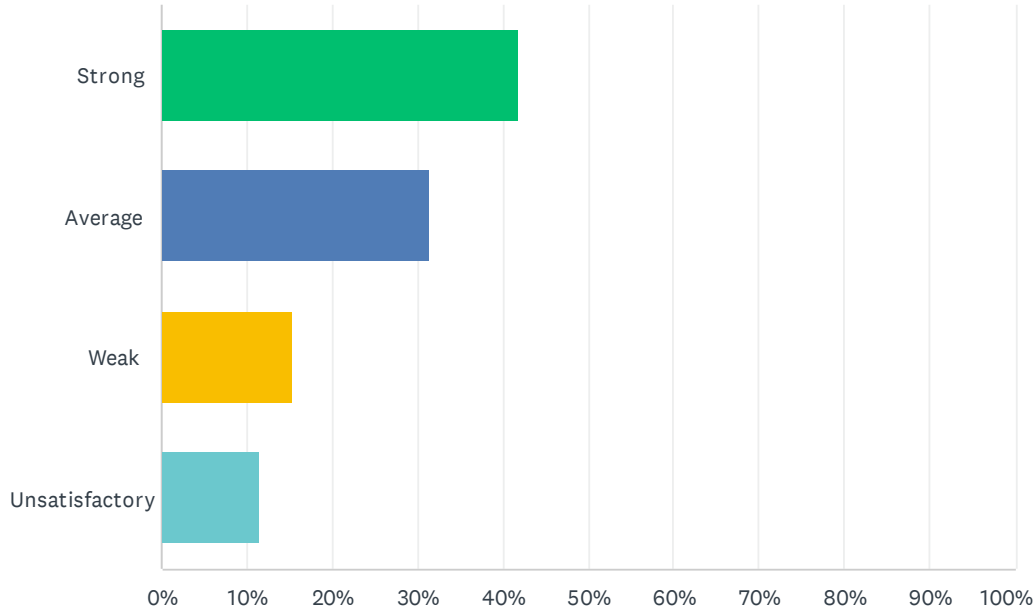
Answered: 574 Skipped: 6



ANSWER CHOICES	RESPONSES	
Strong	54.70%	314
Average	27.87%	160
Weak	10.63%	61
Unsatisfactory	6.79%	39
TOTAL		574

### Q8 Administration utilizes staff according to their job description (ie. Coaches, APL's, Specialists & Staff).

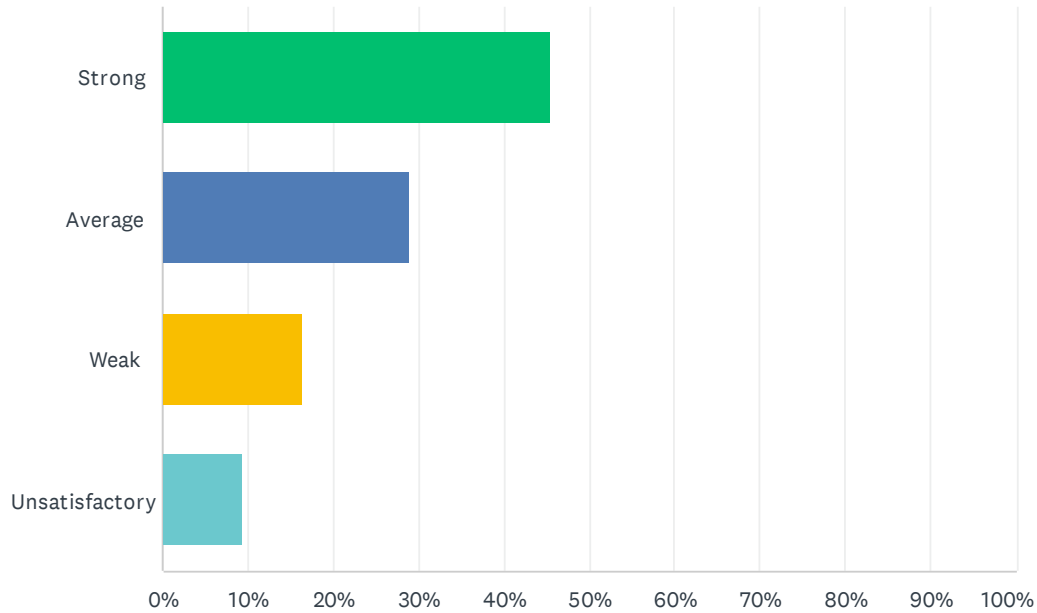
Answered: 567 Skipped: 13



ANSWER CHOICES	RESPONSES	
Strong	41.80%	237
Average	31.39%	178
Weak	15.34%	87
Unsatisfactory	11.46%	65
TOTAL		567

## Q9 Administration maintains open communication with staff, parents, and students.

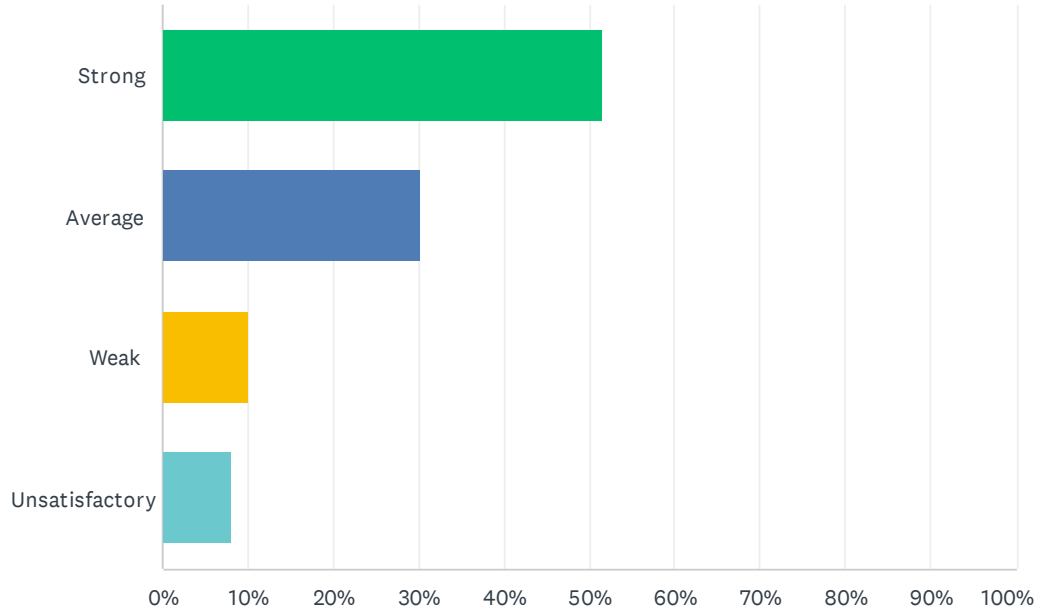
Answered: 571 Skipped: 9



ANSWER CHOICES	RESPONSES	
Strong	45.36%	259
Average	28.90%	165
Weak	16.46%	94
Unsatisfactory	9.28%	53
TOTAL		571

## Q10 Administration supports staff against attacks and criticism from parents.

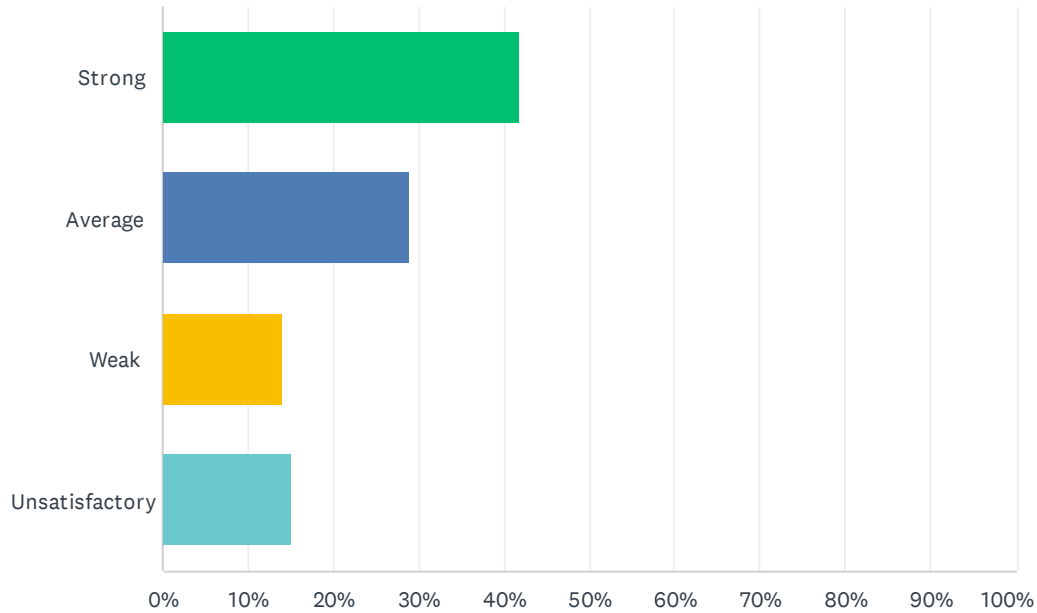
Answered: 561 Skipped: 19



ANSWER CHOICES	RESPONSES	
Strong	51.52%	289
Average	30.30%	170
Weak	9.98%	56
Unsatisfactory	8.20%	46
TOTAL		561

## Q11 Site administration treats all teachers equally; there is no preferential treatment.

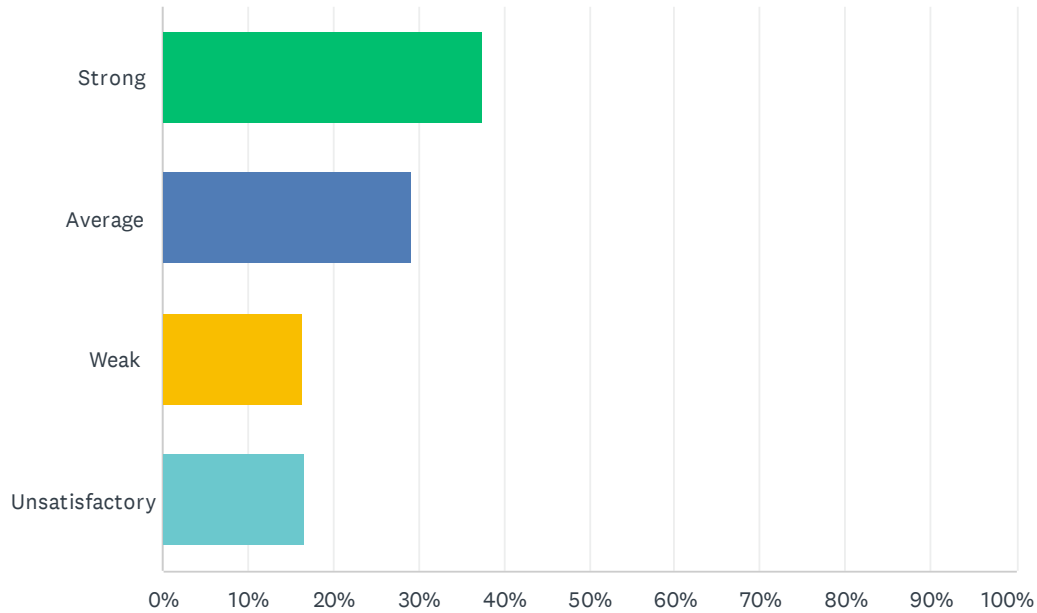
Answered: 571 Skipped: 9



ANSWER CHOICES	RESPONSES	
Strong	41.86%	239
Average	29.07%	166
Weak	14.01%	80
Unsatisfactory	15.06%	86
<b>TOTAL</b>		<b>571</b>

## Q12 The administration has been supportive and minimized additional stress.

Answered: 574 Skipped: 6

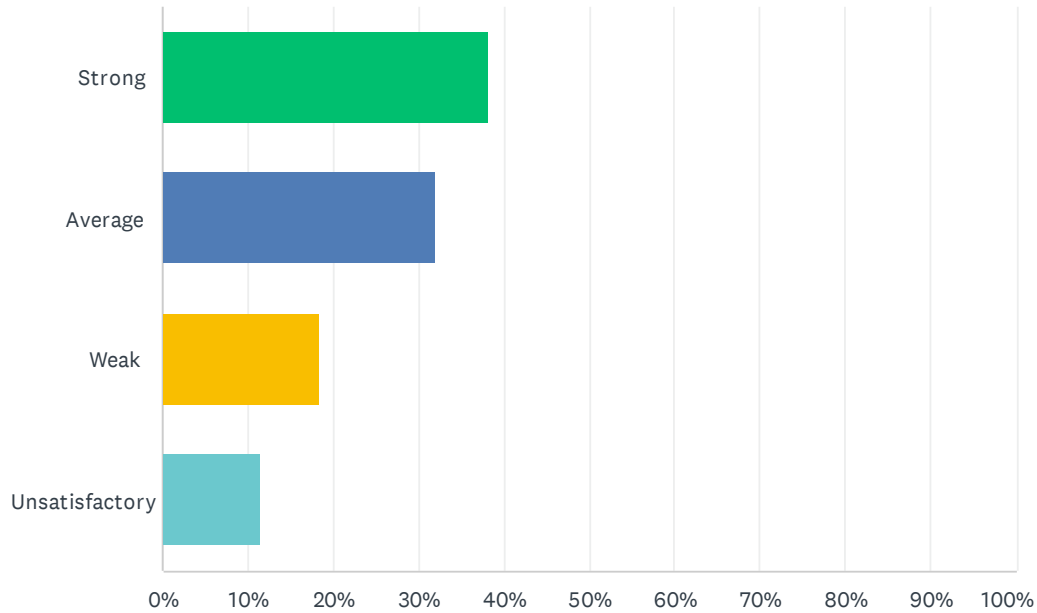


ANSWER CHOICES	RESPONSES	
Strong	37.63%	216
Average	29.27%	168
Weak	16.38%	94
Unsatisfactory	16.72%	96
<b>TOTAL</b>		<b>574</b>



### Q13 Administration communicates expectations and information in an effective and timely manner.

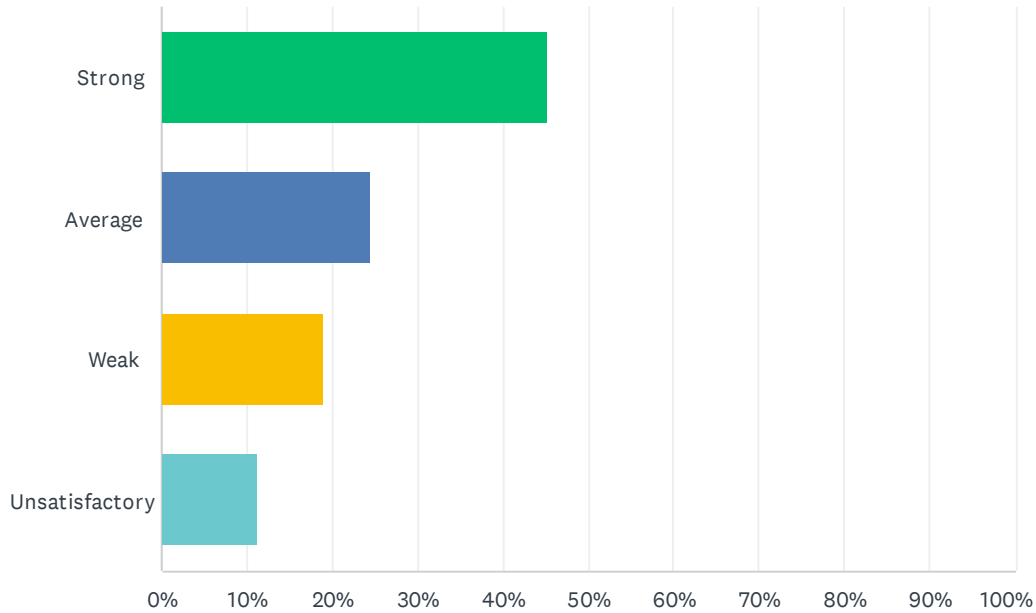
Answered: 576 Skipped: 4



ANSWER CHOICES	RESPONSES	
Strong	38.19%	220
Average	31.94%	184
Weak	18.40%	106
Unsatisfactory	11.46%	66
<b>TOTAL</b>		<b>576</b>

## Q14 Does your administration ensure positive working conditions at your worksite?

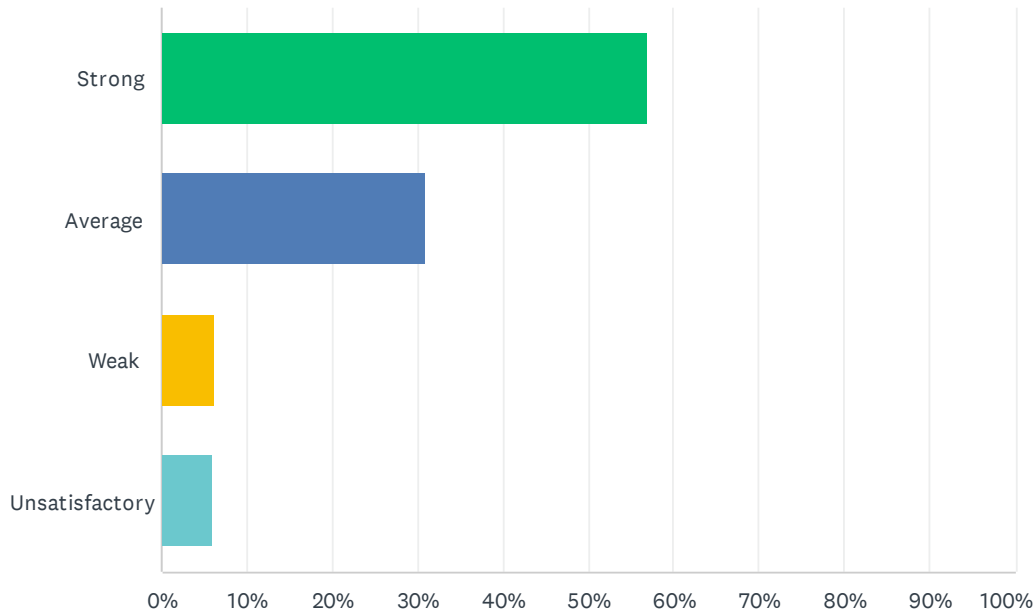
Answered: 574 Skipped: 6



ANSWER CHOICES	RESPONSES	
Strong	45.12%	259
Average	24.56%	141
Weak	18.99%	109
Unsatisfactory	11.32%	65
TOTAL		574

### Q15 Site administration is thoughtful/smart when calling "Inclement Weather" (rainy day, extreme temperatures, too windy, air quality, etc.) schedule.

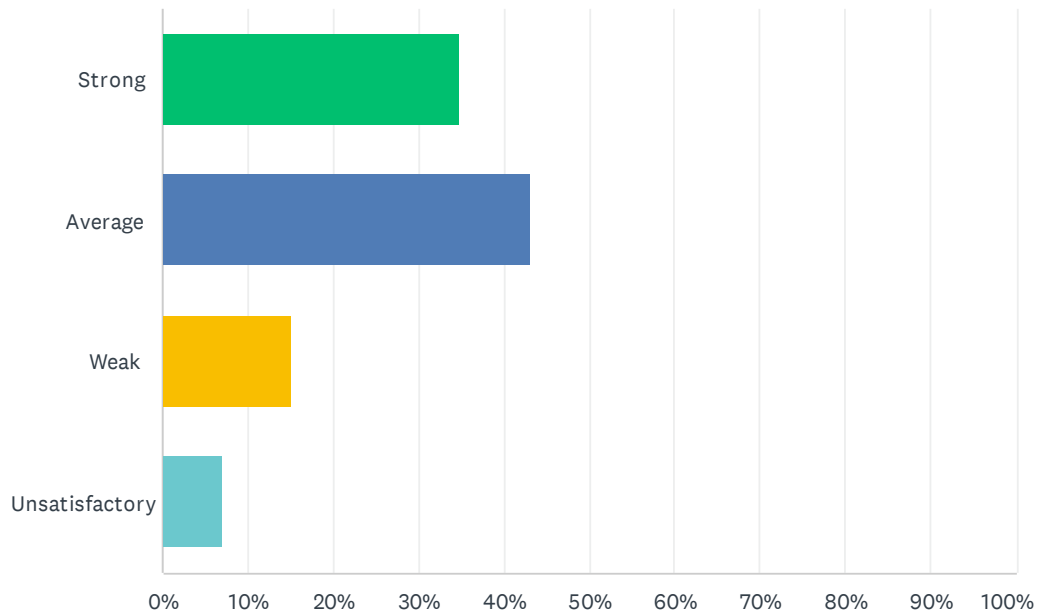
Answered: 563 Skipped: 17



ANSWER CHOICES	RESPONSES	
Strong	56.84%	320
Average	30.91%	174
Weak	6.22%	35
Unsatisfactory	6.04%	34
TOTAL		563

## Q16 Site staff is involved in setting school policies and budgetary priorities.

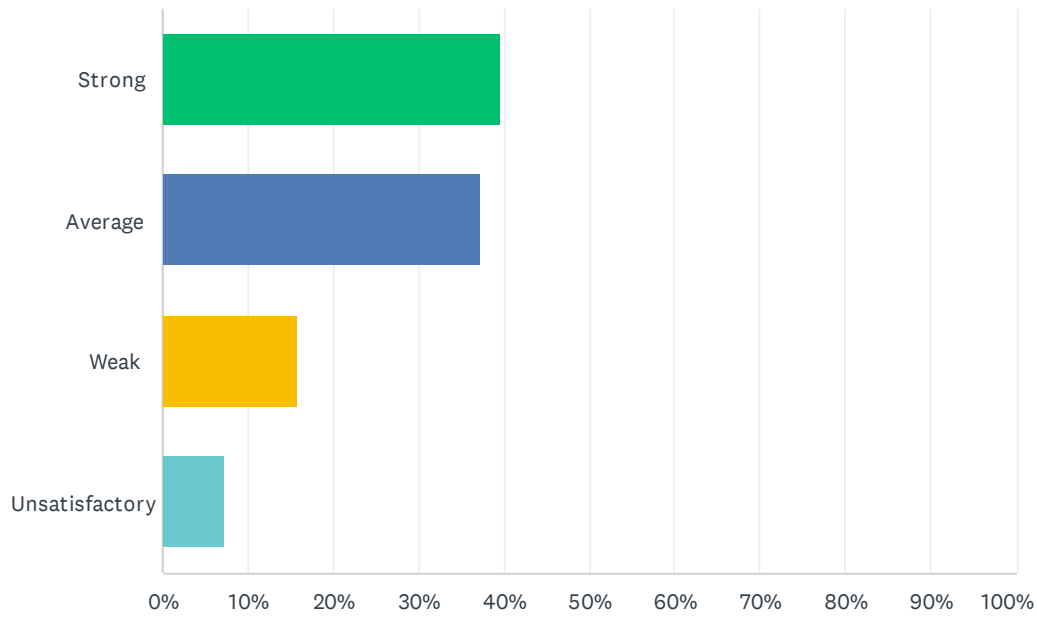
Answered: 563 Skipped: 17



ANSWER CHOICES	RESPONSES
Strong	34.81% 196
Average	42.98% 242
Weak	15.10% 85
Unsatisfactory	7.10% 40
TOTAL	563

## Q17 Site meetings are productive and not excessive.

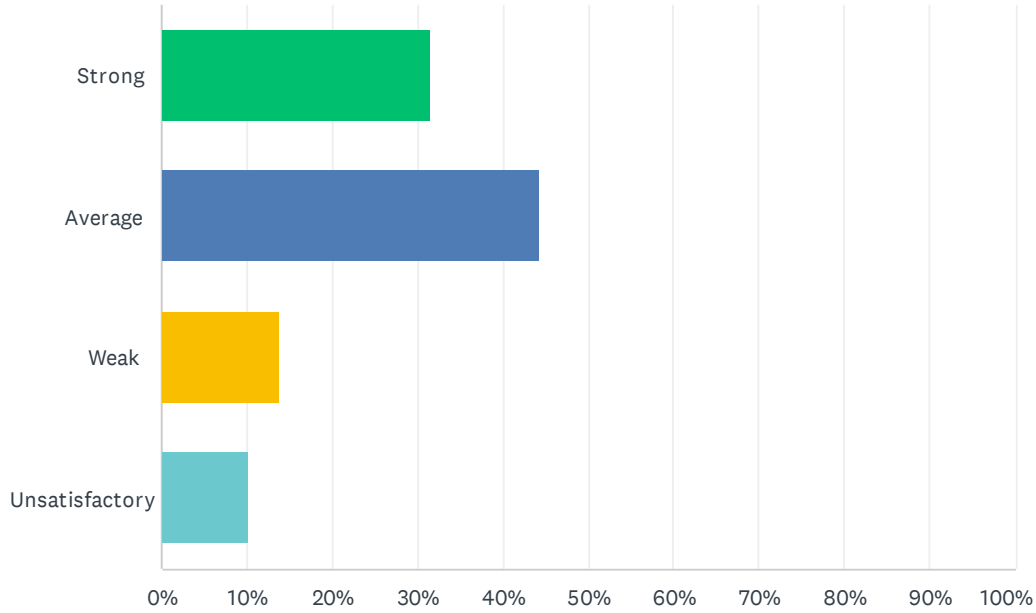
Answered: 569 Skipped: 11



ANSWER CHOICES	RESPONSES	
Strong	39.72%	226
Average	37.26%	212
Weak	15.82%	90
Unsatisfactory	7.21%	41
TOTAL		569

## Q18 Meetings, 504s, and/or IEPs scheduled outside of contractually guaranteed planning/preparation time?

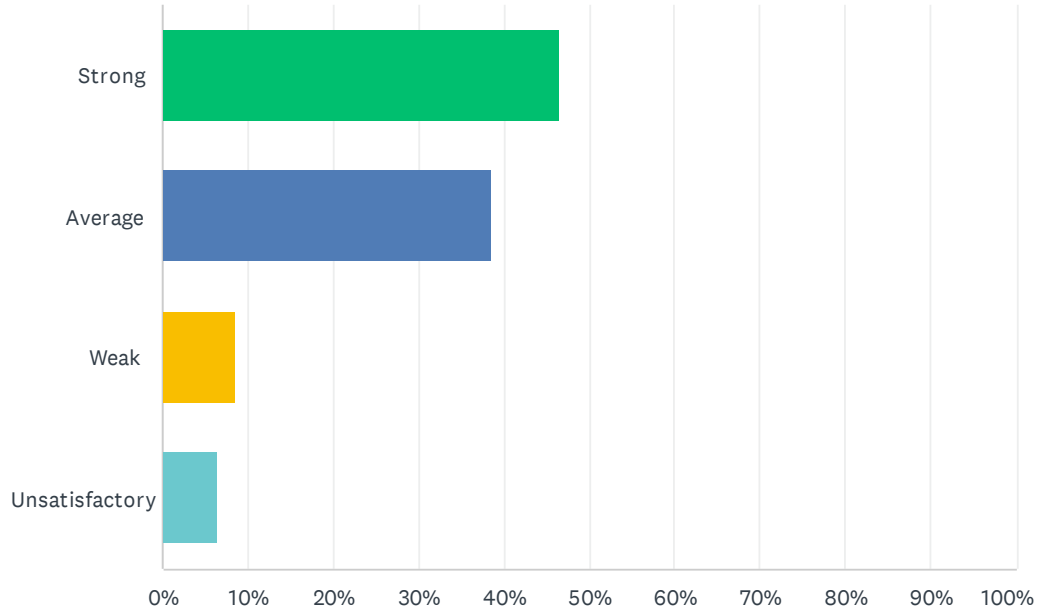
Answered: 536 Skipped: 44



ANSWER CHOICES	RESPONSES	
Strong	31.53%	169
Average	44.40%	238
Weak	13.81%	74
Unsatisfactory	10.26%	55
<b>TOTAL</b>		<b>536</b>

### Q19 My site receives daily, consecutive, uninterrupted, planning/preparation time. (30 minutes / 40 minutes)

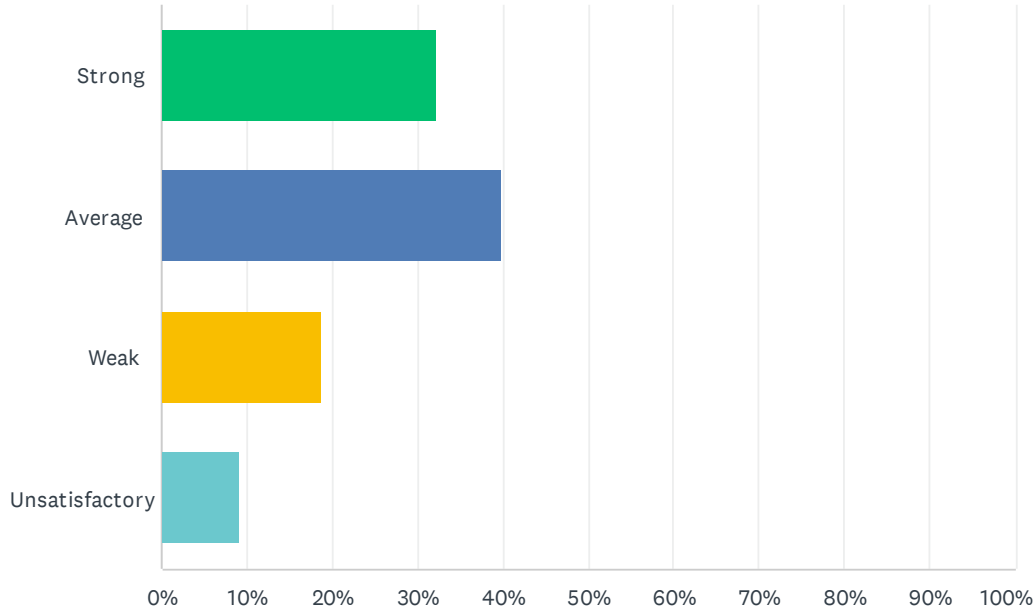
Answered: 564 Skipped: 16



ANSWER CHOICES	RESPONSES	
Strong	46.45%	262
Average	38.65%	218
Weak	8.51%	48
Unsatisfactory	6.38%	36
<b>TOTAL</b>		<b>564</b>

## Q20 Staff is given time (on duty) to input district-required data (i.e., Benchmarks, Dibels, CFAs, Report Cards, etc.).

Answered: 559 Skipped: 21

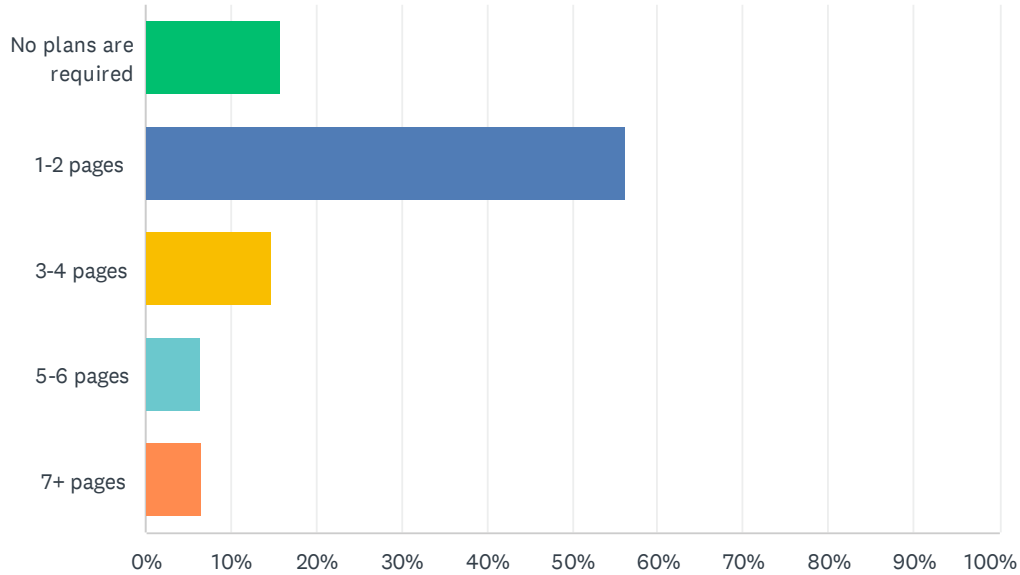


ANSWER CHOICES	RESPONSES	
Strong	32.20%	180
Average	39.89%	223
Weak	18.78%	105
Unsatisfactory	9.12%	51
<b>TOTAL</b>		<b>559</b>



## Q21 Teachers are required to submit complete, but not excessively lengthy lesson plans.

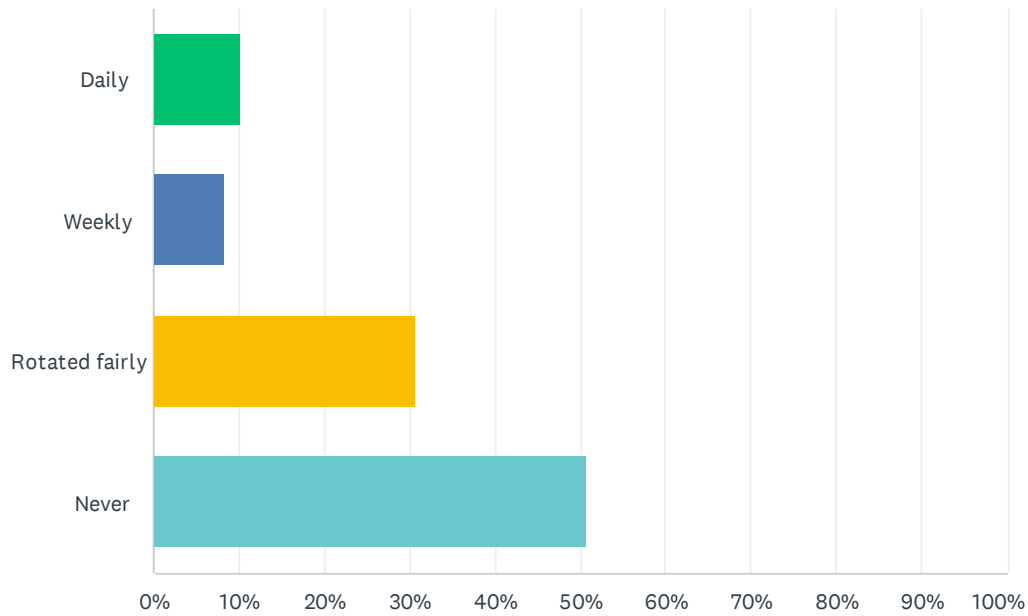
Answered: 541 Skipped: 39



ANSWER CHOICES	RESPONSES	
No plans are required	15.71%	85
1-2 pages	56.38%	305
3-4 pages	14.79%	80
5-6 pages	6.47%	35
7+ pages	6.65%	36
<b>TOTAL</b>		<b>541</b>

## Q22 Staff (teachers and/or coaches) have recess duty.

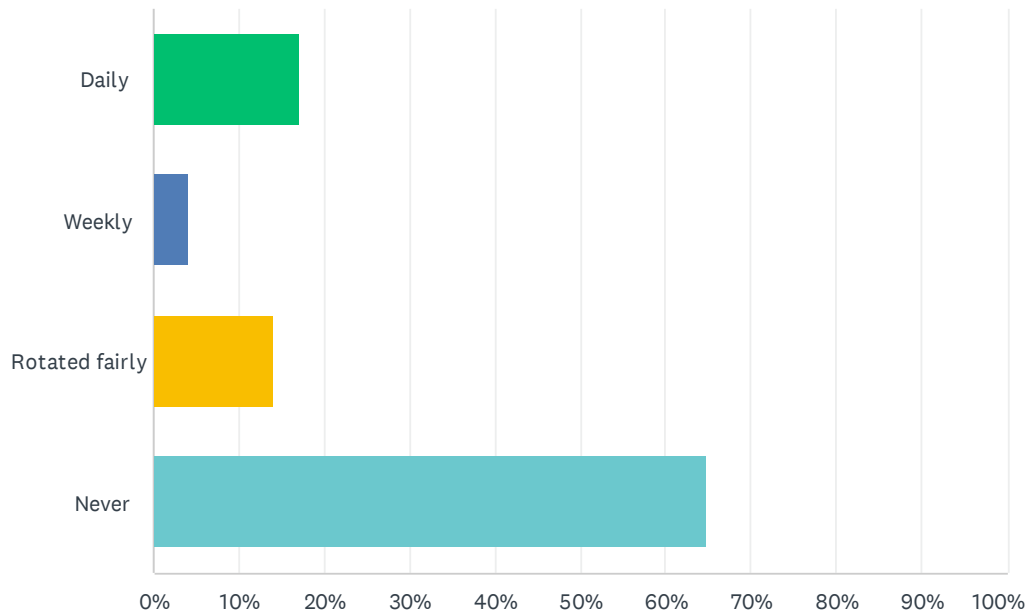
Answered: 535 Skipped: 45



ANSWER CHOICES	RESPONSES	
Daily	10.28%	55
Weekly	8.22%	44
Rotated fairly	30.65%	164
Never	50.84%	272
TOTAL		535

## Q23 Staff (teachers and/or coaches) have bus (arrival/dismissal) duty.

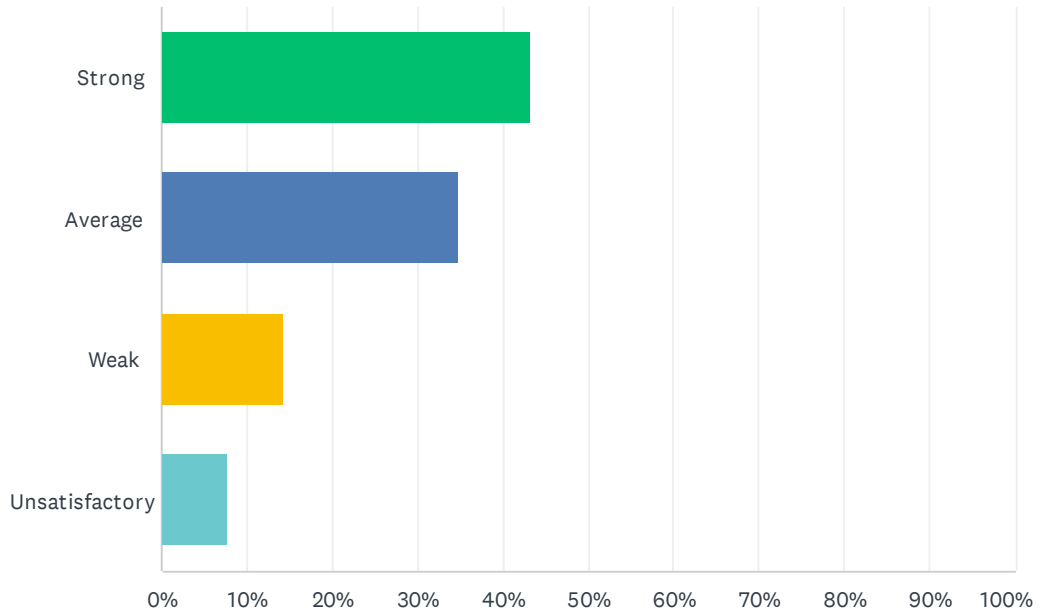
Answered: 515 Skipped: 65



ANSWER CHOICES	RESPONSES	
Daily	17.09%	88
Weekly	4.08%	21
Rotated fairly	13.98%	72
Never	64.85%	334
TOTAL		515

## Q24 Staff and students feel safe.

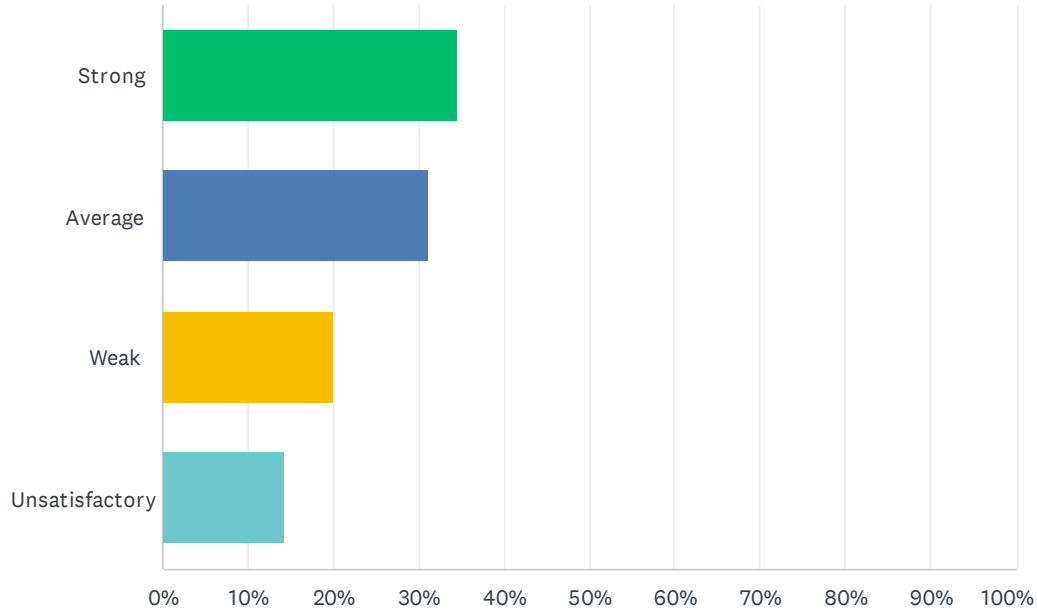
Answered: 574 Skipped: 6



ANSWER CHOICES	RESPONSES	
Strong	43.21%	248
Average	34.84%	200
Weak	14.29%	82
Unsatisfactory	7.67%	44
TOTAL		574

## Q25 Administration has been helpful and supportive regarding student discipline.

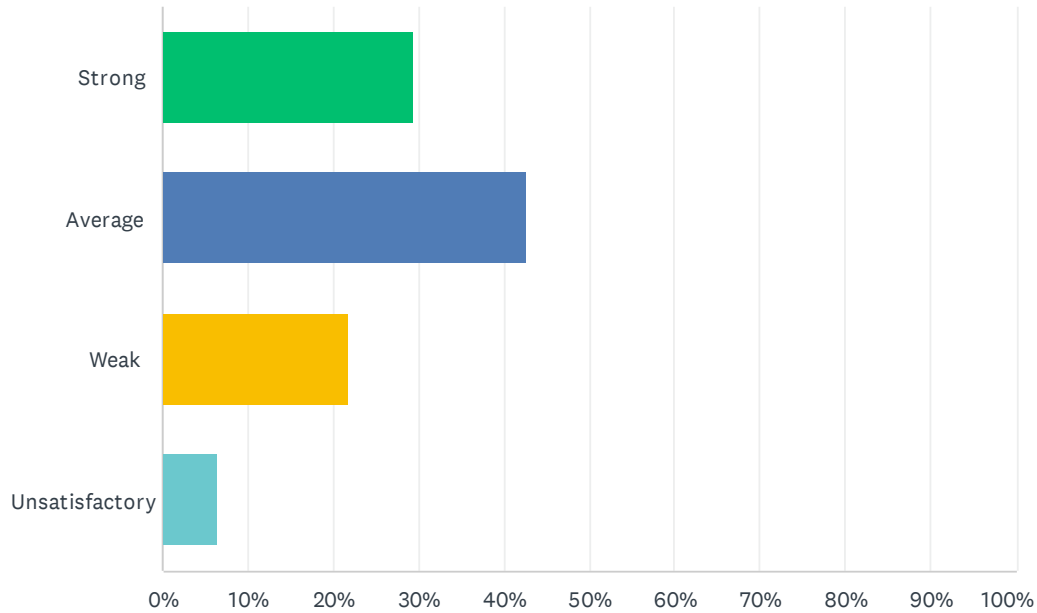
Answered: 568 Skipped: 12



ANSWER CHOICES	RESPONSES	
Strong	34.51%	196
Average	31.16%	177
Weak	20.07%	114
Unsatisfactory	14.26%	81
TOTAL		568

## Q26 Teachers have been given or trained to use effective tools to improve behavior.

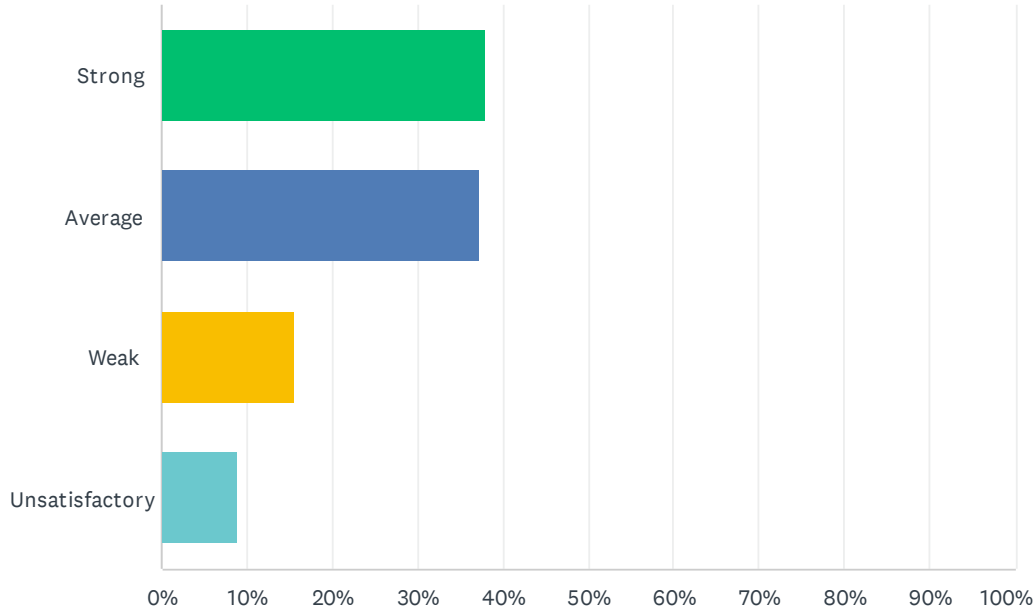
Answered: 568 Skipped: 12



ANSWER CHOICES	RESPONSES	
Strong	29.40%	167
Average	42.61%	242
Weak	21.65%	123
Unsatisfactory	6.34%	36
TOTAL		568

## Q27 Administration supports classroom discipline procedures and follows District discipline guidelines.

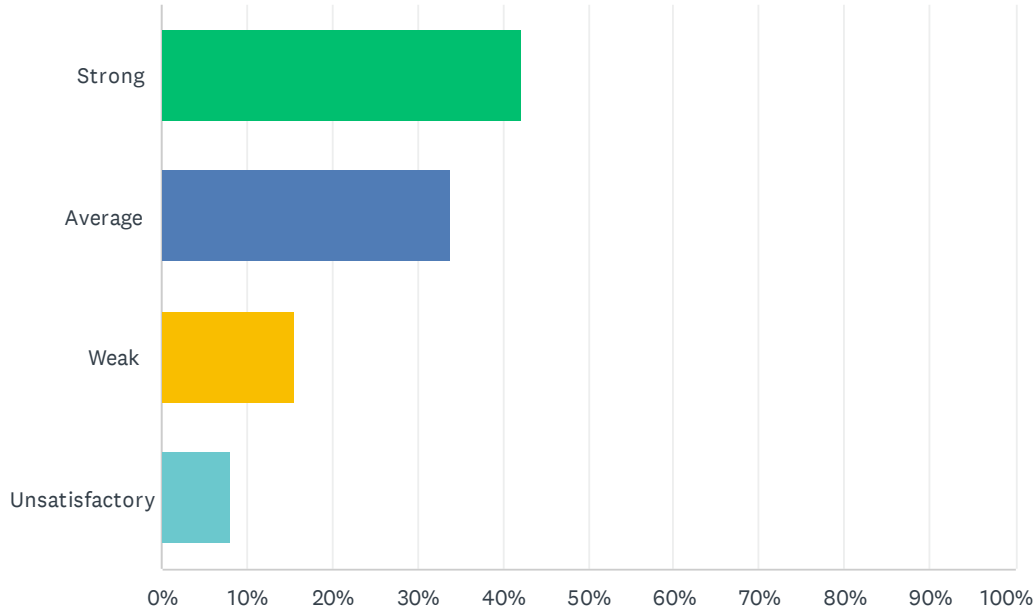
Answered: 564 Skipped: 16



ANSWER CHOICES	RESPONSES	
Strong	37.94%	214
Average	37.41%	211
Weak	15.60%	88
Unsatisfactory	9.04%	51
<b>TOTAL</b>		<b>564</b>

### Q28 When ODR's (office disciplinary referral) are written, the teacher's word is valued and trusted.

Answered: 556 Skipped: 24

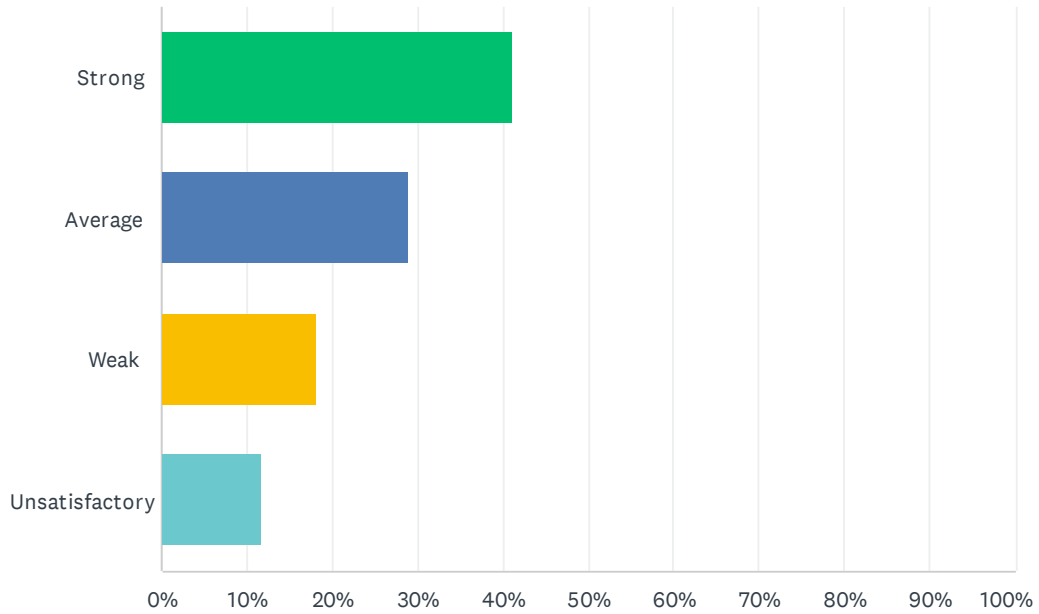


ANSWER CHOICES	RESPONSES	
Strong	42.27%	235
Average	33.99%	189
Weak	15.65%	87
Unsatisfactory	8.09%	45
<b>TOTAL</b>		<b>556</b>



## Q29 My site has a positive atmosphere.

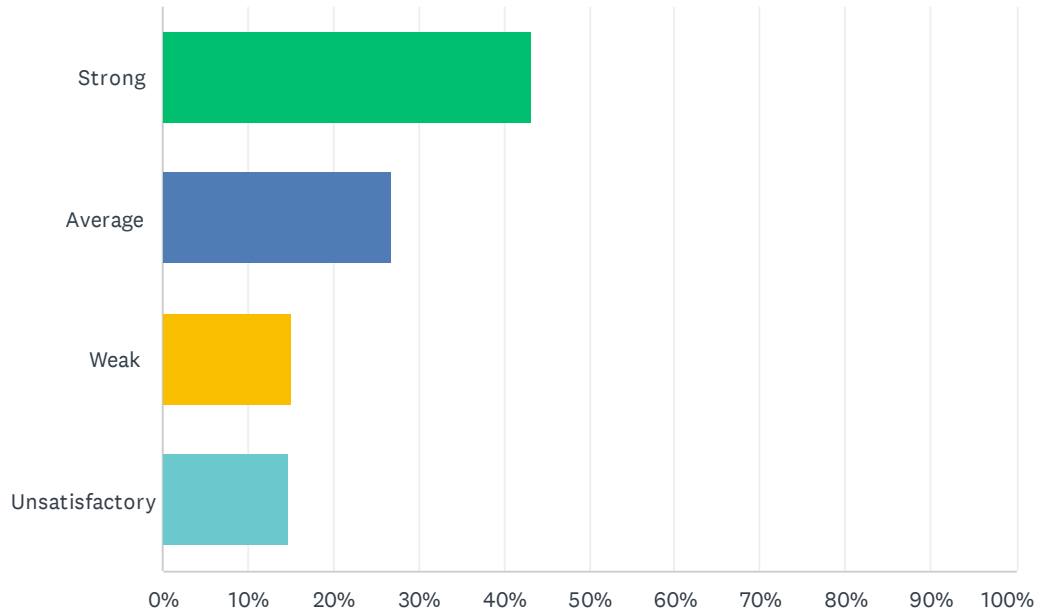
Answered: 577 Skipped: 3



ANSWER CHOICES	RESPONSES	
Strong	41.07%	237
Average	28.94%	167
Weak	18.20%	105
Unsatisfactory	11.79%	68
TOTAL		577

### Q30 I would recommend my site to other employees and prospective teachers.

Answered: 575 Skipped: 5



ANSWER CHOICES	RESPONSES	
Strong	43.30%	249
Average	26.96%	155
Weak	15.13%	87
Unsatisfactory	14.61%	84
TOTAL		575