

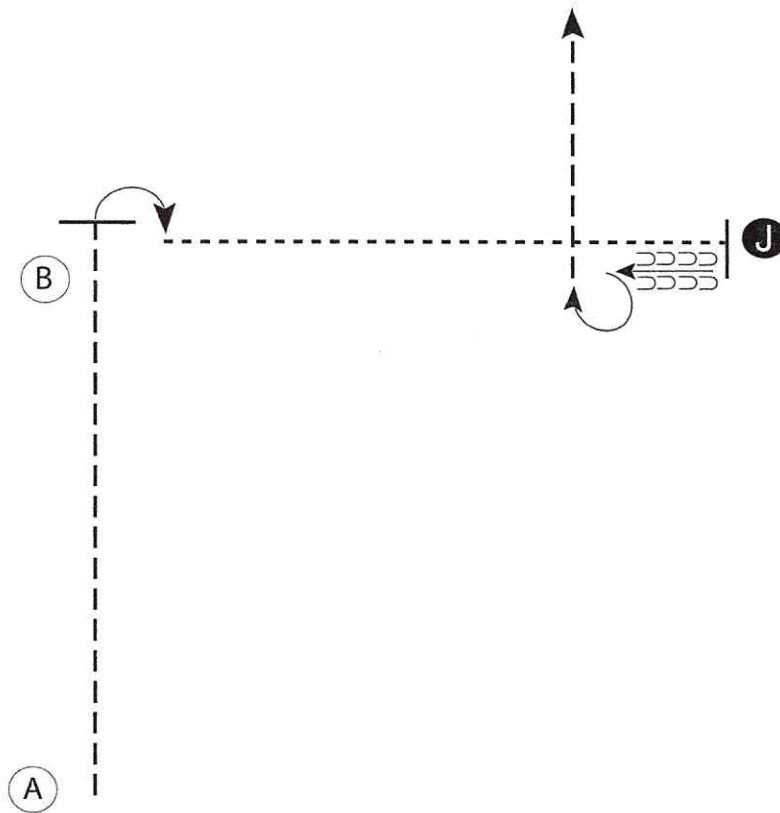
STHSS

SHOWMANSHIP (All Age) WT & LOPE

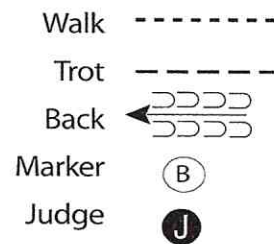
Show Date: 05-15-2021

www.HorseShowPatterns.com

www.HorseShowPatterns.com



1. Begin at A. Trot from A past B
2. Stop and perform a 90 degree turn
3. Walk to the Judge, stop and set up for inspection
4. When dismissed back one horse length and perform a 270 degree turn
5. Trot to the line-up



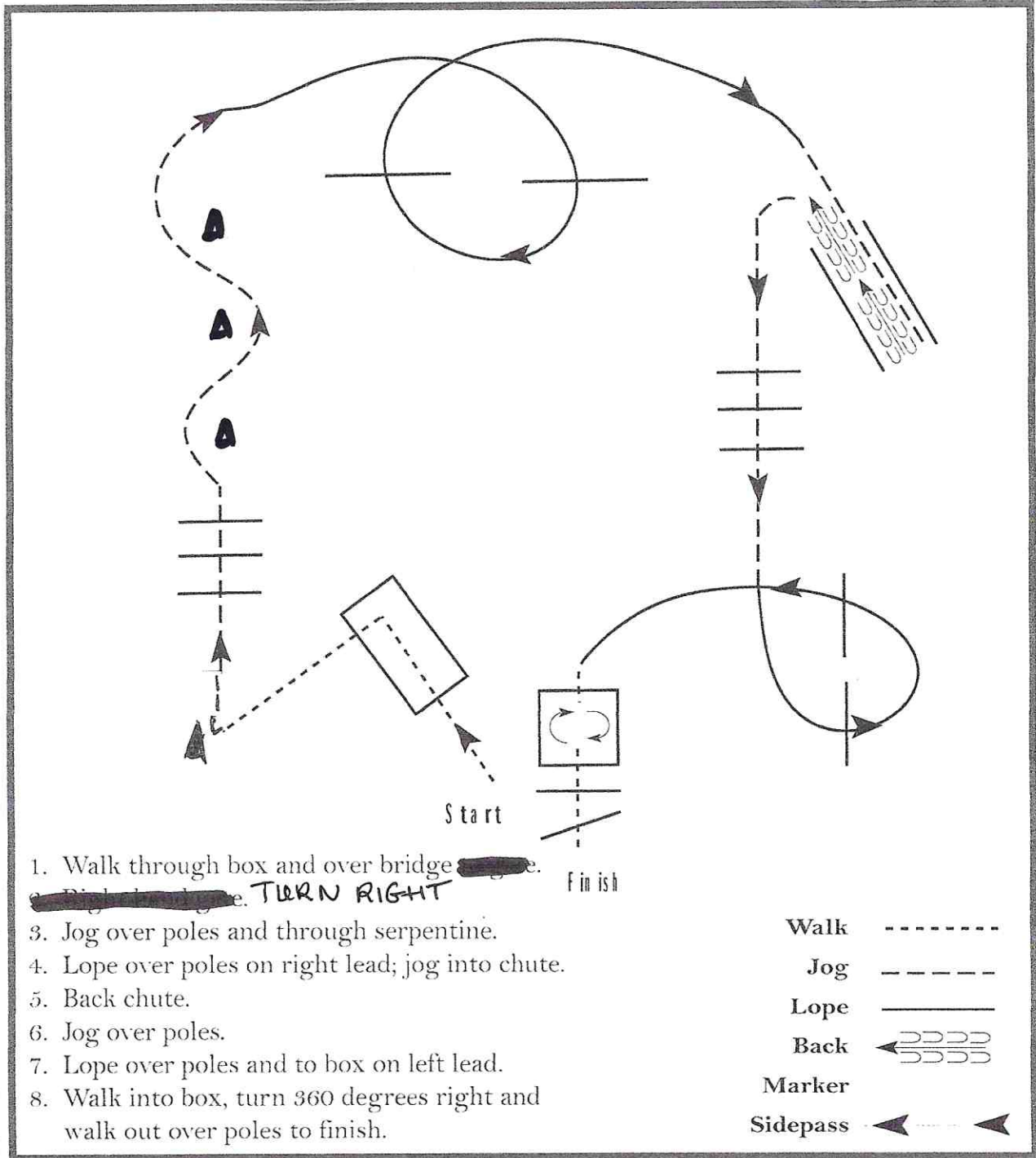
[S/1-14]

Pattern Provided by:
Carol Andersen

STHSS

Trail (ALL) **LOPE**

Show Date: 05-15-2021



[T/2-42]

Pattern Provided by:

Carol Andersen

STHSS

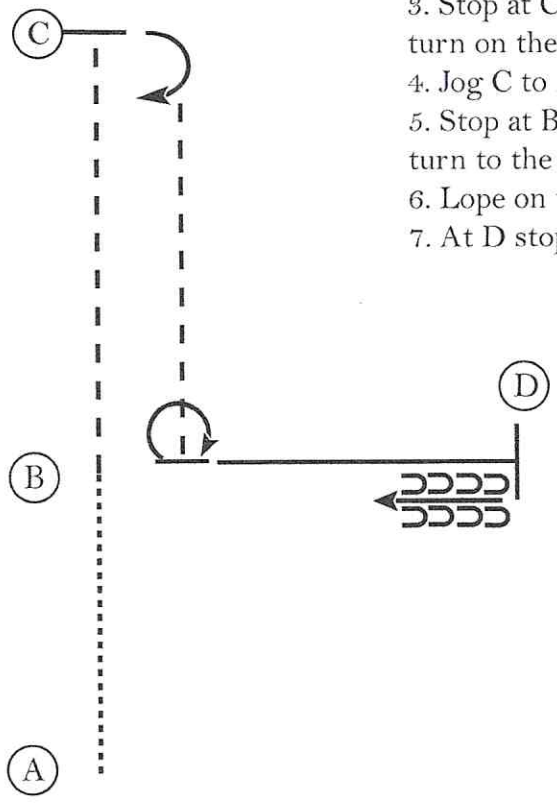
Western Horsemanship (ALL) **LOPE**

Show Date: 05-15-2021

www.HorseShowPatterns.com

www.HorseShowPatterns.com

1. Walk A to B.
2. At B jog to C.
3. Stop at C and perform a 180 degree turn on the hindquarter to the right.
4. Jog C to B.
5. Stop at B and perform a 270 degree turn to the right on the hindquarter.
6. Lope on the left lead to D.
7. At D stop and back three steps.



Walk
Jog	-----
Extended Jog	-----
Lope	—————
Leg Yield	
Lead Change	↘
Back	←←←←←
Marker	⊙
Sidepass	←←←

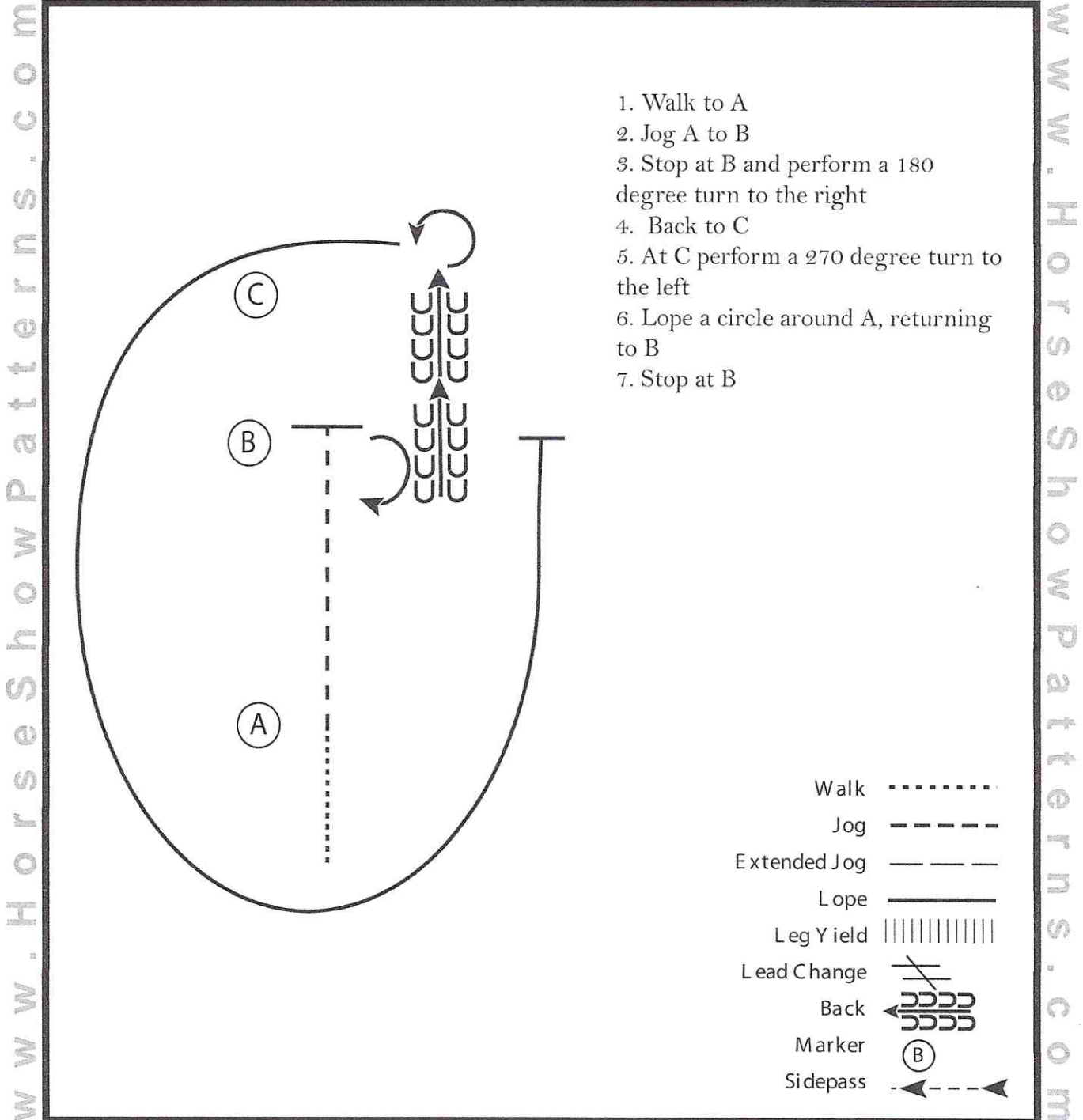
[WH/1-13]

Pattern Provided by:
Carol Andersen

STHSS

BONUS BUCKLE HORSEMANSHIP (ALL) **LOPE**

Show Date: 05-15-2021



[WH/2-14]

Pattern Provided by:
Carol Andersen

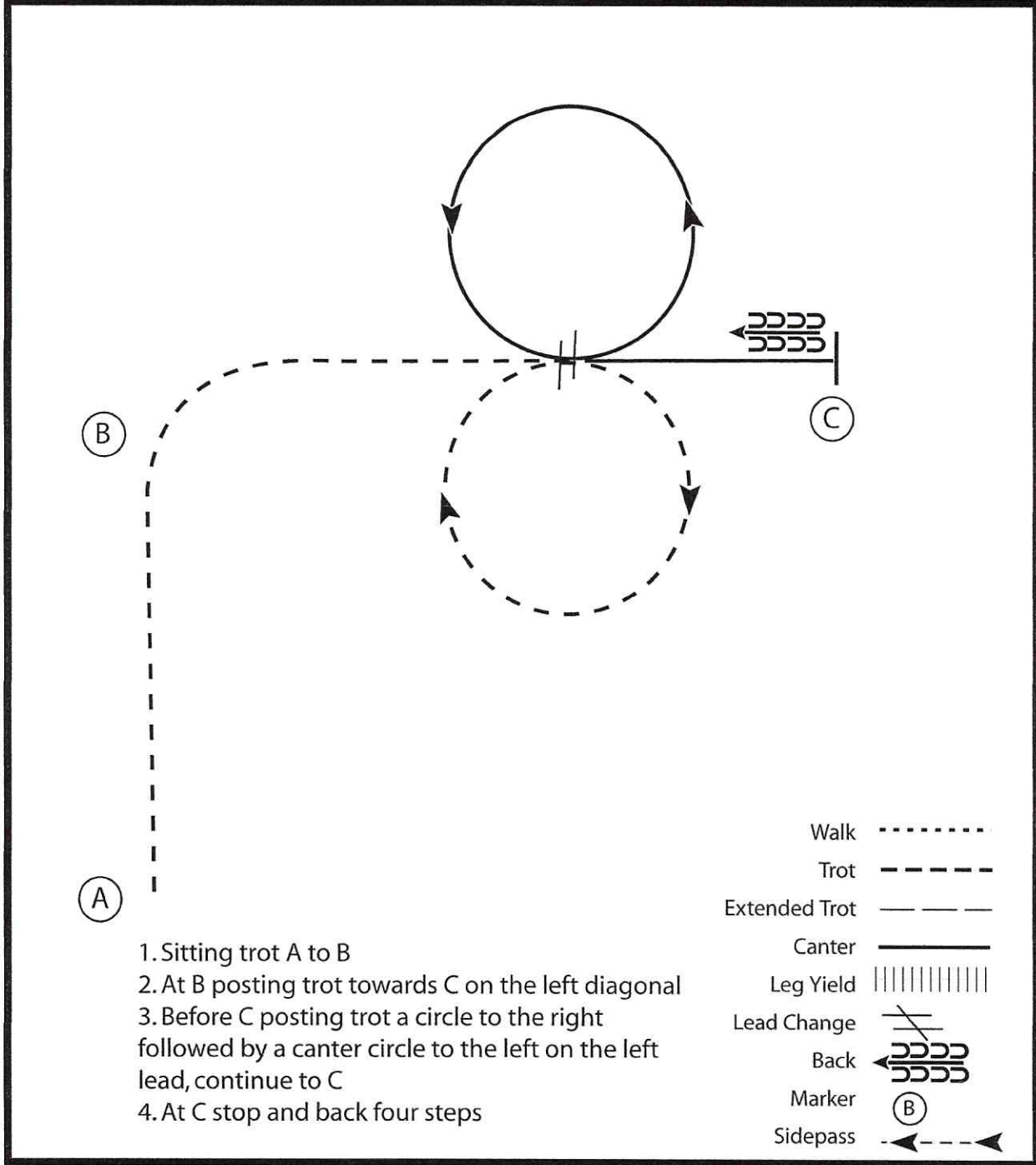
STHSS

Hunt Seat Equitation (ALL)

Show Date: 05-15-2021

w w w . H o r s e S h o w P a t t e r n s . c o m

w w w . H o r s e S h o w P a t t e r n s . c o m



(B)

(A)

- Walk (dotted line)
- Trot - - - - - (dashed line)
- Extended Trot - - - - - (long dashed line)
- Canter ——— (solid line)
- Leg Yield ||||| (vertical bars)
- Lead Change / (diagonal slash)
- Back ←←← (solid line with backward chevrons)
- Marker (B) (circle with B)
- Sidepass ← - - - - - (dashed line with arrow)

1. Sitting trot A to B
2. At B posting trot towards C on the left diagonal
3. Before C posting trot a circle to the right followed by a canter circle to the left on the left lead, continue to C
4. At C stop and back four steps

[HSE/1-10]

Pattern Provided by:
Carol Andersen