

June's Newsletter 2022



President's Corner

Hello June!

My Favorite Month of the year! Why you ask well It's my Birthday Month. This ones a big one. You only turn 50

once wink wink So many exciting things happening for the Quilt guild, our first class in YEARS . I am so excited for us to get to paint a barn quilt and have a sit and sew all in the same day! Thats right we have the senior center until 4 pm on our Saturday June 11, 2022. Bring your sewing machines or just hang out and have some long awaited time together. There will be quilts to tie if you would like to help out with that some fabrics so that you can put quilts together if you want. Just stay and have some fun!

If you are attending the Class these are your instructions bring something to prop up your board I suggest 4 cans of soup etc. same height . Old cloths or your own apron . Plastic aprons will be provided. A 24 inch ruler and eraser if you have one if not the pencils provided have a small one. Money for lunch 5-8 dollars thinking of pizza please bring your own drinks . We will have water available. Something to lay your board on to put in your car. A hair dryer if you want to speed up the process.

Class will start at 11 am directly after our meeting.

I will be adding the link to the video below so that you can look at it and get a better feel for what we will be doing. As always be Safe and see you soon.

Rose



||JUNE BIRTHDAYS||

****Viktorya Allen - June 4**

****Judy Silva - June 5**

****Linda Feutz - June 10**

****Cheri Kluever - June 19**

****Carolyn Cady - June 23**

****Rose Luce - June 25**

****Linda Larson - June 27**




Programs

June : Barn Quilt Class

July : Quilter Appreciation Day and


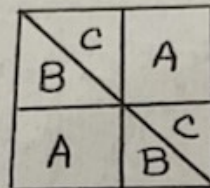

A quilters Market to sell your items.



June 2022

Cotton Reels

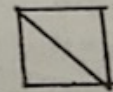
Yellows and whites



A White: cut 2 squares $6\frac{1}{2}$ "

B Medium Yellow: cut 1 square $6\frac{7}{8}$ " ; cut in half diagonally

C Dark Yellow: cut 1 square $6\frac{7}{8}$ " ; cut in half diagonally



Sew B to C twice to make 2 squares. Press seam towards dark yellow.
Sew BC square to A square twice: BC on left of A, and BC on right of A
Then sew together as in diagram.

FAT QUARTERS
RED, WHITE, BLUE



Easy Chicken Parmesan Sliders (Made with Hawaiian Rolls)

I'm always on the hunt for quick and easy dinner recipes for my family, and these chicken sliders are always a hit even with my picky eaters. They are really simple to make with just a few cheap ingredients that can be thrown together in no time on busy weeknights. Serve with a salad to make the meal complete!

Course Main Course

Keyword chicken, dinner, family meal, hawaiian rolls, kids, lunch, picky eaters, sliders

Servings 12 sliders

Ingredients

- 1 (12 pack) Hawaiian rolls
- 12 frozen chicken nuggets or tenders (*read notes below)
- 1 cup marinara or pasta sauce
- 6 slices mozzarella cheese
- 1/4 cup butter (plus more for greasing the dish)
- 2 tbsp grated parmesan cheese
- 1 tsp garlic powder
- 1 tsp Italian seasoning

Instructions



1. Cook the chicken according to the package directions; set aside.
2. Preheat your oven to 350 degrees and butter the bottom of a 9x13 baking dish.
3. Cut the Hawaiian rolls horizontally in half without separating the rolls; place the bottoms into your prepared dish and bake for about 3 minutes (just enough to toast the bread a bit).
4. Place a precooked chicken nugget onto each one of the bottom pieces and then top with the marinara followed by the mozzarella cheese and top halves of the rolls.
5. Melt the butter in the microwave and mix with the garlic powder and Italian seasoning; brush the mixture evenly over the top of the rolls. Sprinkle the grated parmesan over top.
6. Cover your dish with foil and bake for 15 minutes. Uncover, and bake for an additional 3-5 minutes or until the buns turn golden brown.
7. Remove from the oven and allow them to cool on the counter for about 5 minutes. They should pull apart easily, but you can also cut them at the separation lines with a sharp spatula or knife if that's easier.
8. Serve alone or with additional marinara for dipping.

Recipe Notes

- ***The quality of chicken that you choose will make a big difference in how these sliders turn out.** My kids love the frozen "McDonald style" nuggets, and they are really easy to work



10 Question's with a Quilter Jose Best



1. How did you learn to quilt? Learn to quilt at the Pinole Senior Center quilting classes on Wednesday and Thursday.
2. Do you have a favorite designer or brand? K Fasset .
3. Do you have a pattern that you use a lot? I like the Flying Geese and Log Cabin. Those are the ones that I pretty put in my quilts
4. Do you have a favorite quilt? My favorite quilt is the Black Lives Matter.
5. Is there a technique you have not tried yet? English paper piecing.
6. Do you do your own quilting or have someone do it for you; would you like to learn how to quilt?
I own an Innova Longarm quilting machine that I use to do my own quilting as well as my customers' quilts.
7. How do you organize your stash/ inventory? There is no rhyme or reason for my stash, I pretty much close my eyes and pull something from my stash.
8. Do you have any tips or tricks for other quilters? I don't have tips to offer other quilters I'm still learning.
9. Where is your favorite place to shop? Bay quilts in Richmond. I have established a good relationship with the owners.
10. What would you like to be remembered most as a quilter? As a quilter that enjoyed making comfort quilts for Cancer patients and for family and friends.

NVQG May 2022 Meeting

The meeting was called to order by Rose Luce at 10:05 AM.

Rose L announced that Heidi Sapere has resigned her position as VP for workshops. Former VP/Workshops Kelly Van Camp has volunteered to take over these duties. A unanimous vote of approval was conducted. Kelly will be assisting Rose in the lecture about Barn Quilts after today's meeting.

The bank balance was stated at \$ by Treasurer Ellen Wulf.

The minutes that are now being posted on the newsletter will be edited to exclude financial information from the link provided on the NVQG website.

No corrections to the April meeting minutes were announced.

Peggy Hart requested that members pick up their Opportunity Quilt sale tickets; volunteers are needed to sell tickets at guild meetings in Fairfield, Santa Rosa, Oakland and Vallejo.

The Roseville Quilt Guild had intended to sell their tickets at today's meeting but had to cancel due to illness; they will re-schedule to later this year.

Anni Donahue announced there are 50 members present with 1 guest. She made an announcement about an exhibit being held at the old train depot in Sonoma. It is being presented by the Sonoma Historical Society and features quilts created by Fiber Arts (NVQG art quilt group) depicting homes and wineries built in the 1800s, as well as some antique and vintage crazy quilts. Show hours are weekend hours through the end of July.

BOM Cheryl Bundy announced the winner of this month's set of blocks, as well as the fat quarters collection winner. Next month's BOM pattern was on display with printed block instructions available; the fat quarters colors for next month are red, white, and blue. Some free items available to members at the BOM table were shown – packages of bobbins, a sewing machine bed extender, and two bags of scraps to be taken as packaged.

Art in the Library – quilts were to be brought in to today's meeting; be sure to contact Linda if other arrangements need to be made. There are postcards detailing the Art in the Library program for further information. Linda was also pleased to announce that NVQG was selected for 2023; there had been forty applicants for only twelve spots.

Denise Callahan and Cathy Stegman drew the four winning prize drawing tickets.

Birthdays were announced; mug rugs were distributed to members who were present.

Quilts to Share – as the Senior Center will be available until 4 PM on the day of the next guild meeting, at least one quilt will be set up for hand-tying. Any guild member who would like to sew during the extended time frame is welcome.

The following workshops/lectures are planned:

June Barn Quilt block painting (there were 5 or 6 possibilities displayed) July Quilters Appreciation Day – Country Store available to members for selling opportunities Aug. hopefully, it will be possible to sell Opportunity Quilt tickets at the Napa Town and Country Fair

Newsletter items need to be submitted to Nikki Feil by the 20th of the month.

Carol Holmes has many pictures from show and tell segments for interested members to collect. Also, there are many items on the stage donation table that are free.

Announcements were made:

*Karen Zanatell continues to encourage guild members to create quilts for distribution at Queen of the Valley Palliative Care; quilts should measure 4' x 4' to 4' x 5'. *A complete Roseville Pottery Applique Quilt Kit was offered free to any interested guild member; there were also two boxes filled with vintage yo yos ready to be made up into quilts.

*In Stitches and Quilted Angel quilt shops are having big sales this weekend; Quilt Rush 2022 (a nine shop quilt shop hop) is also taking place through Sunday. Flying

Needles Quilt Guild will be holding their quilt show in Woodland May 21 & 22.

The meeting was adjourned at 10:55 AM, with the show and tell segment and Barn Quilts

Presentation to follow.



Please do not forget to visit the Napa Valley Library for our Guild instillation.