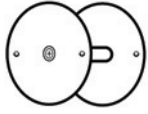
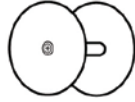


**HOLE FILLER PLATES**



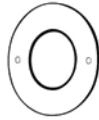
**BF161**  
**BF135**



**BF178**



**PDF161**



**CP258**

**BF135**

- Covers up to 3-3/4" hole

**BF161**

- Covers up to 2-1/8" hole

**BF178**

- Covers up to 1-1/2" hole

**PDF161**

- Covers up to 2-1/8" hole under rim panic device

**CP258**

- 2-5/8" cylinder plate has indents at 3 & 9 o'clock to prevent collar from shifting on wood or metal
- Can be used with rim or mortise cylinders

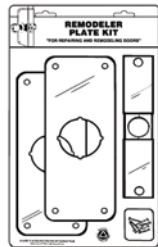
MFG #	FINISH	SIZE	EZ #
BF135PC	Prime Coat	3-3/4"	073297
BF161BP	Brass Plated	2-5/8"	003147
BF161PC	Prime Coat	2-5/8"	003148
BF161SL	Silver Plated	2-5/8"	003149
BF178PC	Prime Coat	1-7/8"	003151
CP258BP	Brass Plated	2-5/8"	051336
CP258SL	Silver Coated	2-5/8"	051337
PDF161PC	Prime Coat	2-1/8"	027840



**REMODEL PLATES & KIT**



**RP13509**



**RPK109**

**RP13509**

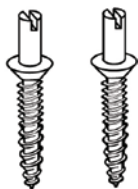
- Escutcheon for remodelling from mortise lock to key-in-knob

**RPK109**

- Kit version includes 2-RP13509 plates with 1-CV86 mortise to key-in-knob filler adapter plate

MFG #	FINISH	DESCRIPTION	EZ #
RP13509 605	Polished Brass	Remodel Plate	028423
RP13509 630	Satin Stainless	Remodel Plate	028425
RPK109 605	Polished Brass	Remodeller Kit	028416
RPK109 630	Satin Stainless	Remodeller Kit	028417

**HINGE PINS**



- Used for preventing the removal of doors by pulling the hinge pins
- 2 per package

MFG #	TYPE	HEAD	EZ #
CHP100	Commercial	#12	075806
RHP100	Residential	#10	075807

# MISCELLANEOUS

## VIEWERS, HINGE REINFORCEMENT, DOOR & JAMB REINFORCER KIT

### VIEWERS



511

#### 511 REVOLVING VIEWER

- Revolving feature gives 140° of vision in the direction the viewer is pointed
- For doors 1" to 2" thick
- Crystal optical glass viewer
- Requires 2-3/8" diameter bore



B03

#### B03

- For doors 1-3/8" to 2-1/8"

#### B180

- For doors 1-3/8" to 2-1/8"
- For 20 minute wood fire door



B180

#### DS1000 STAND AWAY VIEWER

- The "viewer" can stand at a distance of up to 7' inside the door and see a "clear image" of the visitor outside
- The visitor is unable to look through the door viewer to see on the other side of the door
- For doors 1-3/8" to 1-31/32"



DS1000

MFG #	TYPE	ANGLE	FINISH	BORE	EZ #
511 26D	Revolving	140°	Chrome	2-3/8"	035158
B03 C3	Standard	180°	Brass	5/8"	035147
B03 C26	Standard	180°	Chrome	5/8"	090427
B180CHR	20 Minute	180°	Chrome	5/8"	082288
DUDS1000 VIEWER	Stand Away	132°	Plastic	2-3/8"	087677

### HINGE REINFORCEMENT

M



- Hinge screw is used to prevent closed doors from being removed from their hinges when the hinge pins are removed
- When the door is closed the protruding head of the screw enters the corresponding screw hole on the other hinge plate to prevent door removal

MFG #	EZ #
HINGE SCR	039707

### DOOR & JAMB REINFORCER KIT



- The two steel bracket system is bolted from the inside to the outside of the door and jamb
- System acts like a vise equalizing the force of an attack over the entire door and door frame which helps prevent the splitting of the door and door jamb
- "Security" is inscribed on the outside plate to act as a visual deterrent

MFG #	FINISH	EZ #
BOLT BRA	Brass	039700
BOLT CHR	Chrome	039702