



# Courthouse Quilters Guild Newsletter

June 2019

Vol. 31 - 3

**June 9, 2019**  
**Workshop - Rachel Derstine**  
**Strata with machine applique sheers**  
**10 am - 4 pm**

---

Please see the materials list on the next page.  
No Featherweights. Your machine must be able to zig-zag.

---

**Evening:**

***“My Quilting Journey  
Boundaries and Beyond”***



## Strata Quilt – Guild Workshop Materials List

In a day long workshop it is essential that you choose to make a very small strata quilt. We will be working quickly through many steps and this will simplify the process. I would recommend that you plan on making it no larger than 14” x 18”.

You will need to choose your fabrics and yarns before class or plan to purchase a kit from me. The kit will include all cotton fabrics, silk organza and yarn. (\$30) Please bring your own thread for piecing, thread for quilting, batting and backing.

Please bring a sewing machine in good working order with a walking foot and a cording foot or open toe darning foot. (Bernina #20 Open Toe Foot, Bernina #21 Braiding Foot or #22 Cording Foot) Google pictures of these feet to best find the right foot for your brand of machine.

Cutting mat, rotary cutter, scissors, thread snips.

Fray check, Starbucks large straw, masking tape.

Compass or round jar lids to use as templates for organza circles. Sizes ranging from 4” – 6” diameter.

Batiks, striped batiks or printed fabrics in your choice of coordinated colors – 5 – 7 fabrics.

Silk organza in 3-5 colors. Synthetic organza can be used but is harder to manage. I will have a considerable amount of silk organza for sale.

Yarn – worsted weight in colors to coordinate with your fabrics in 4 or 5 colors. I will have some for sale.

Thread: a limited amount will be available for purchase

YLI Invisible thread

Madeira Super Twist Thread

# Program Calendar 2019

## June 9

Rachel Derstine

Workshop 10 am - 4 pm

Strata with machine applique sheers

Evening

“My Quilting Journey: Boundaries and Beyond”

## July 14

No Workshop

Evening: Member Market “Christmas in July”

## August 11

No Workshop

Evening: Ice Cream Social

## September 8

Jackie Gauker

Workshop 12 - 4 pm:: Felted wool applique pin-cushion

Evening: Trunk Show

## October 13

Judy Langille


Workshop 10 am - 4 pm: Creating Original Cloth

Evening: “Evolution of a Quilt Artist”

## November 10

Workshop 12 - 4 pm: Charity Sew

Evening: 2020 Program Presentation and UFO Auction



## December 8

Workshop: Cozy sew

Evening: Holiday Party



# *From the President*

Hi, All!

What an exciting two months! Our April meeting featured our challenge quilts in black and white +. Every single one was a treat to see. Again this year, Stephanie has arranged for our challenge quilts to be displayed at the Mancuso show, so hang on to yours and wait for further information.



At the May meeting, we laughed our way through the workshop while we learned from David Sirota. I, for one, will never go back to the old way of paper piecing and have gained a new respect for dental floss.

Please check out the article in this newsletter on our special opportunity to create and display quilts to celebrate the 100<sup>th</sup> anniversary of Women's Suffrage. To be honest, my first reaction was that I would have no idea how to make a Suffrage quilt. A few Google searches later, I have too many ideas and am in the process of narrowing down my aspirations. Even if you don't think you want to participate, you'll find lots to enjoy by following the links in the article.

This month, I WILL make a snack for the meeting. (I say that to myself every month and then come up with some excuse for why I can't.) So, here it is in writing. Please hold my feet to the fire.

Best wishes to you all,  
Ellen

## **SUNSHINE AND SHADOWS**

If you know of anyone who could use some cheering up, please contact Corresponding Secretary, Cass. She will send a card on behalf of the guild.

## Featured Member - Debbie Wean

Debbie Wean started quilting in 2000. Although she describes herself as a “home-ec dropout,” she wanted to make a t-shirt quilt. She took a “My First Quilt Now” class at Pennington Quiltworks. Her first quilt was floral pinks and greens, not what she chooses now. Her favorite fabrics to work with currently are batiks.

And the t-shirt quilt? She has the columns completed and still plans to put it all together. At first, she thought that she wanted to hand-quilt, but has (wisely) changed her mind.



Most recently, Debbie took the collage class at the guild and plans to make a series of collage fish into a quilt.



Debbie is an attorney at New Jersey Manufacturers. She is owned by two Havanese dogs, a boy and a girl. Perhaps not surprisingly, the girl sits by her when she sews, but the boy wanders off.

When she is not working or quilting, Debbie likes to kayak on the Chesapeake. She is

coaxing her sister back into quilting and has tempted her with a trip to Pennington.



## A Courthouse Quilters Exhibit at the Lebanon Township Museum

At our May meeting, the membership approved an invitation from the Lebanon Township Museum to create an exhibit of quilts celebrating the 100<sup>th</sup> anniversary of Women's Suffrage in the United States. In 1920, the U.S. passed the 19<sup>th</sup> Amendment giving women the right to vote. New Jersey passed the amendment in February 1920, so the museum curator would like to display our quilts for the month of February 2020.

Here are the details:

- Quilts will be displayed at the museum for the month of February 2020.
- Maximum size: 48"x48", no minimum.
- Not a competition. All quilts must be completed by the guild meeting on December 8, 2019. They will be shared in the Show & Tell at that meeting.
- You may make as many as you like, but put them in priority order.



There are many sources of inspiration for making a quilt with the suffrage theme.

- You might chose to focus on color. Gold was chosen as the color to represent Women's Suffrage. Shades range from buttercup to cheddar.
- You might chose to make one or more of the many blocks that were created to represent Women's Suffrage.
- You might chose to look through old photos of the suffragettes and print them on fabric or recreate them in fabric.
- You might chose to use a slogan from the time.



- You might chose an art deco theme – very popular 100 years ago.
- Of course, you may already be inspired and have something in mind.


Here are some websites that may be of interest:

- Grandmother's Choice is a blog from 2012. Each blog post suggests a block that represents some aspect of rights for women. This is a link to the first block. You can continue through the blocks – 49 in all. <http://grandmotherschoice.blogspot.com/2012/09/1-grandmothers-choice.html>
- This is a pinterest site with a large number of Women's Suffrage related quilt blocks and ideas: <https://www.pinterest.com/grammy12482/quilts-votes-for-women/?lp=true>
- This pinterest site is filled with posters from the campaign for Women's Suffrage. [https://www.pinterest.com/search/pins/?rs=ac&len=2&q=womens%20suffrage%20posters&eq=womens%20suffrage&etslf=5169&term\\_meta\[\]=womens%7Cautocomplete%7C1&term\\_meta\[\]=suffrage%7Cautocomplete%7C1&term\\_meta\[\]=posters%7Cautocomplete%7C1](https://www.pinterest.com/search/pins/?rs=ac&len=2&q=womens%20suffrage%20posters&eq=womens%20suffrage&etslf=5169&term_meta[]=womens%7Cautocomplete%7C1&term_meta[]=suffrage%7Cautocomplete%7C1&term_meta[]=posters%7Cautocomplete%7C1)
- Here is a quilt from the American Folk Art Museum that was made to support Women's Suffrage. <https://thequiltshow.com/daily-blog/142-newsletter/25125-a-woman-s-suffrage-quilt>



Questions or Comments? Contact Ellen Heath, [ell-heath@gmail.com](mailto:ell-heath@gmail.com) 551-427-7153

# May 2019 Workshop David Sirota - Storm at Sea



# May 2019 Meeting

## David Sirota - "What Makes a Quilter Tick"





# May 2019 - Show and Tell



# 2019 Courthouse Quilters Challenge



## Challenge Winners

### Black and White

- 1st place – Brielle Cordingley
- 2nd place – Albert Accettola
- 2nd place – Nicky Wallis


### Black and White and One Color

- 1st place – Cathie Giambalvo
- 2nd place – Albert Accettola
- 2nd place – Alice Sprenger
- 2nd place – Claire Rohloff



### Other (not flat quilts)

- 1st place – Cass Garner
- 2nd place – Nicky Wallis
- 3rd place – Penny Armagost





CHALLENGE  
31st ANNIV



# April 2019 - Show and Tell



April 14, 2019  
Courthouse Quilters  
Board Meeting Notes  
FINAL

At 4:30 meeting was called to order by Ellen Heath and seconded by Alice Sprenger

Formal approval of March minutes by Andrea Cavallaro and seconded by Alice Sprenger

Executive Board

President: Ellen Heath

Thank you to Cass Garner for handling the board leadership responsibilities in the last few months.

Clarification of use of email blasts - Discussed sending blasts if someone has affiliation with our guild who is running the event and if there's a deadline before the next newsletter. Everyone is okay with getting notifications for relevant things. If it becomes too much we'll revisit it.

Clarification of issues surrounding guild mailbox - someone needs to check it regularly, our president lives an hour from it. UPS Store will give you an address, can forward mail to someone at extra charge and will hold the mail. Hours at the UPS store are convenient. We'll arrange for mail to be forwarded to Ellen's house. We could then change the records with IRS and state of NJ should be changed too. Andrea and Patty to address this before the next meeting.

Clarification of timely approval of minutes - Patricia to start putting "final" at the top, "as approved," or "draft" minutes. We only distribute minutes to the membership once approved, but can clarify and answer questions about them as asked.

Reminder to Show Venue Committee - Patty reported on some work done to locate a new venue and criteria for consideration. Committee working on a report to finalize the recommendation.

Discussion of possible "Stash Buster" table at meetings - Proposing a calendar of who will bring their stash and donate a small amount of what's left to the boutique. Put it out there to see if anyone wants to do it for a few months.

Vice President/Program: Stephanie Greenberg/Cass Garner

W9s and 1099s and our responsibilities - Patty has written up the process and sent out to everyone. We are sending the w9 forms with contracts to speakers. Andrea keeps them. Sara Bond is still outstanding. It's the speakers responsibility to file them.

Review of revised contract for guest speakers - Tabled this topic until it can be resent as a PDF or Word. It doesn't have to be approved by the board, but just to have people review it.

Introduction of new idea for 2020 challenge - Cass is asking people to submit their ideas for the challenge by Oct and announce in Nov. The committee will choose it and initiate a write up in the newsletter. There will be guidelines in the newsletter for it.

Treasurer: Andrea Cavallaro - provided the treasurer's report. Report was accepted by the board by Ellen, Alice

seconded it.

Recording Secretary: Patricia Crowell - Agreed to "resend" the approved March meeting notes since it was not received by the board as planned.

Corresponding Secretary: Claire Coakley - nothing to report

Committees

Charity: Jude McCormick - Kit's distribution going to members today. 32 pillow cases completed were found and donated. Quilt tops that have been started in some way are available to the members.

Circulation: Stephanie Greenberg - nothing to report

Historian: Alice Sprenger - nothing to report

Hospitality: Carol Esche is doing hospitality tonight for the party for a total of 3 months.

There's a need to have the closet cleared out. Things are falling out. Fabrics can be sold. There are some empty bins. Andrea, Stephanie, Cass, Ellen, Alice, Jude to come and help when the group is available.

Librarian: Patty Gertz - 3 books from Mary Rigby donated. She also bought one new book. She'll announce tonight.

Licensing: Joanne Gardner - nothing to report

Membership: Camille Quinton- Discussion of a fall day trip/activity - not present. Who will be sitting in for membership table tonight - Alice will help out.

Newsletter: Al Accettola - he's a publisher, not meant to write articles.

Publicity: Joan Lasota - not present.

Report that meeting was advertised in all usual outlets.

Raffle Quilt: Brielle Cordingly/Jude McCormick - sorting the fabrics and determine what's still needed after Easter.

Web Presence: Cathie Giambalvo -not present

Final Comments:

Stephanie, Andrea to continue a search for locations for the guild meeting as a plan B. Biggest issue is the storage space. \$200 meeting space plus \$100 for storage space is our current budget.

We were contacted by Mancuso event for the B&W quilt. If we have agreement today we'll see if it's realistic to provide our quilts.

Moved to adjourn at 5:16 by Jude McCormick and seconded by Cass Garner

--

Patricia

## REQUEST FOR HELP

The curator at the Lebanon Township Museum is looking for a good easy way to make sashes (the kind suffragettes would wear to a march). If you have any suggestions or are willing to work with her, please contact Ellen Heath at [ellheath@gmail.com](mailto:ellheath@gmail.com). I will connect you with her.



Check our website for the latest workshops and supply lists, meeting news, cancellations, forms, inclement weather announcements, and just general information about the guild.

[www.courthousequilters.org](http://www.courthousequilters.org)

For a complete listing of the holdings in the guild library, go to:

[www.librarything.com/catalog/CourthouseQuilters](http://www.librarything.com/catalog/CourthouseQuilters)

And don't forget to "friend" the guild on Facebook. Search for "Courthouse Quilters" and "like" us. We'll like you back!

The deadline for the newsletter is the Sunday following a meeting, at the stroke of midnight!

Exceptions are May and Show-year Octobers with a deadline of the Wednesday after a meeting.

For the even numbered months newsletter send all of your articles news, photos and other newsworthy items to Al  
For the odd numbered months send your information to Ellen.

## Courthouse Quilters Guild Board

President - Ellen Heath

First Vice President – Stephanie Greenberg

Second Vice President—Cass Garner

Recording Secretary - Patricia Crowell

Corresponding Secretary - Claire Coakley

Treasurer - Andrea Cavallaro

Charity Quilting - Jude McCormick

Circulation - Stephanie Greenberg

Historian - Alice Sprenger

Hospitality - Cathie Giambalvo, Carol Esch, Brielle Cordingley, Jill Ferrari

Librarian - Patty Gertz

Licensing - Joanne Gardner

Membership - Camille Quinton

Newsletter –Al Accettola

Photographer - Al Accettola

Publicity - Joan Lasota

Quilt Show – Camille Quinton

Raffle Quilt Design and Creation Brielle Cordingley and Jude McCormick

Web Presence - Cathie Giambalvo & Alice Marcy

Thank you to Joan Lasota, carol esch, Cass Garner, sue garcia, Betty Czerwinski, Alice Marcy and Cass Garner for May delicious treats.

## Raspberry Ricotta Cheese Cake

### INGREDIENTS

Nonstick vegetable oil spray  
1½ cups all-purpose flour  
1 cup sugar  
2 teaspoons baking powder  
¾ teaspoon kosher salt  
3 large eggs  
1½ cups ricotta  
½ teaspoon vanilla extract  
½ cup (1 stick) unsalted butter, melted  
1 cup frozen raspberries or blackberries, divided

### RECIPE PREPARATION

Preheat oven to 350°. Line a 9"-diameter cake pan with parchment paper and lightly coat with nonstick spray. Whisk flour, sugar, baking powder, and salt in a large bowl.

Whisk eggs, ricotta, and vanilla in a medium bowl until smooth; fold into dry ingredients just until blended. Then fold in butter, followed by ¾ cup raspberries, taking care not to crush berries. Scrape batter into prepared pan and scatter remaining ¼ cup raspberries over top.

Bake cake until golden brown and a tester inserted into the center comes out clean, 50–60 minutes. Let cool at least 20 minutes before unmolding.

Do Ahead: Cake can be made 2 days ahead. Store tightly wrapped at room temperature.



+++++  
**CHQ**  
**30<sup>th</sup> Anniversary**  
**Needle Nanny**



limited edition,  
custom designed for CHQ

magnetic to hold needles --  
loop for glasses or attach a scissor

\$10 members  
\$12 non members



**Courthouse Quilters**  
**Darcy Lodge**  
**39 Everittstown Rd.**