























2025-2026 BETA Administration/Site Climate Survey



Answer Choices	Percentage	Responses
Total		12

2025-2026 BETA Administration/Site Climate Survey

Answer Choices	Percentage	Responses
 Casa Loma	0%	0
 Cato	0%	0
 Chavez	0%	0
 Chipman	0%	0
 College Hts	0%	0
 Compton	0%	0
 Curran	0%	0
 Downtown	0%	0
 Ed Center/District Office	0%	0
 Eissler	0%	0
 Emerson	0%	0
 Evergreen	0%	0
 Fletcher	0%	0
 Frank West	0%	0
 Franklin	0%	0
 Fremont	0%	0
 Garza	0%	0
 Harding	0%	0
 Harris	0%	0
 Horace Mann	0%	0
 Hort	0%	0
 Jefferson	0%	0
Total		12

2025-2026 BETA Administration/Site Climate Survey

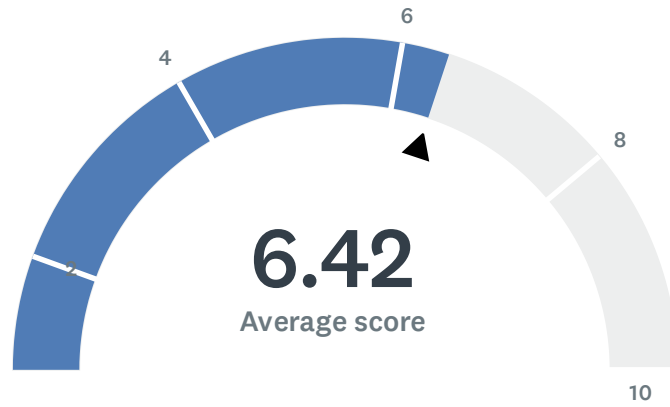
Answer Choices	Percentage	Responses
● Lincoln Jr. High	0%	0
● Longfellow	0%	0
● McKinley	0%	0
● MLK	0%	0
● Mt.Vernon	0%	0
● Munsey	0%	0
● Nichols	0%	0
● Noble	0%	0
● Owens Elementary	0%	0
● Pauly	0%	0
● Pioneer	0%	0
● Rafer Johnson	0%	0
● Roosevelt	0%	0
● School Nurse	0%	0
● Sequoia	0%	0
● Sierra	0%	0
● Stella Hills	0%	0
● Stiern	0%	0
● Thorner	100.00%	12
● VAPA	0%	0
● Voorhies	0%	0
● Washington	0%	0
Total		12

2025-2026 BETA Administration/Site Climate Survey

Answer Choices	Percentage	Responses
 Wayside	0%	0
 William Penn	0%	0
 Williams	0%	0
 Other (please specify) Show responses	0%	0
Total		12

Q2 Site administration is sensitive to the needs of students, staff, and the community.

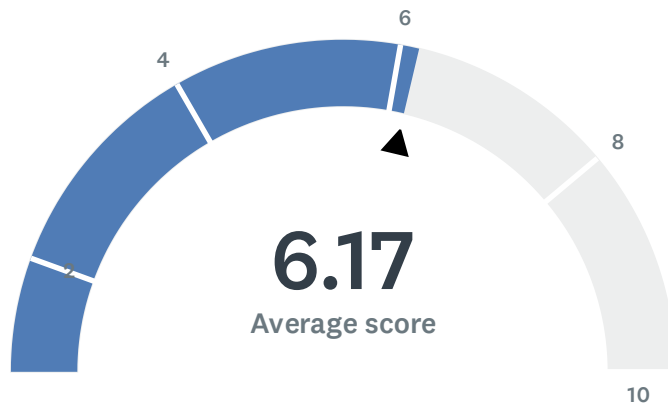
Answered: 12 Skipped: 0



Basic statistics (i)				
Minimum	Maximum	Median	Mean	Standard Deviation
2.00	10.00	7.00	6.42	2.78

Q3 Site administration treats staff with respect; you feel like a valued member of a team.

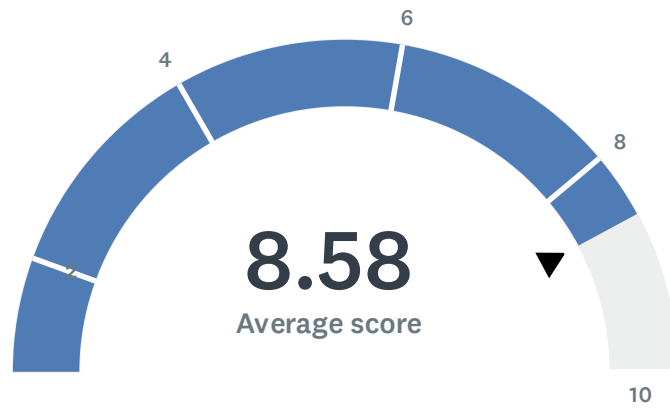
Answered: 12 Skipped: 0



Basic statistics (i)				
Minimum	Maximum	Median	Mean	Standard Deviation
1.00	10.00	7.00	6.17	3.39

Q4 Site administration conducts classroom visits in the least disruptive manner and leaves timely feedback (within 48 hours).

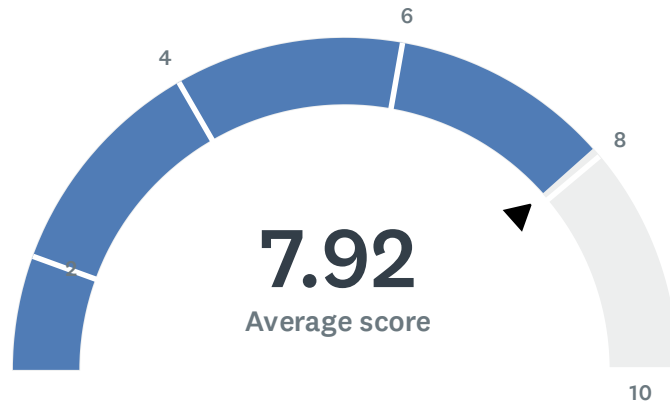
Answered: 12 Skipped: 0



Basic statistics (i)				
Minimum	Maximum	Median	Mean	Standard Deviation
3.00	10.00	9.00	8.58	1.93

Q5 Site administration follows the contract and respects personal rights.

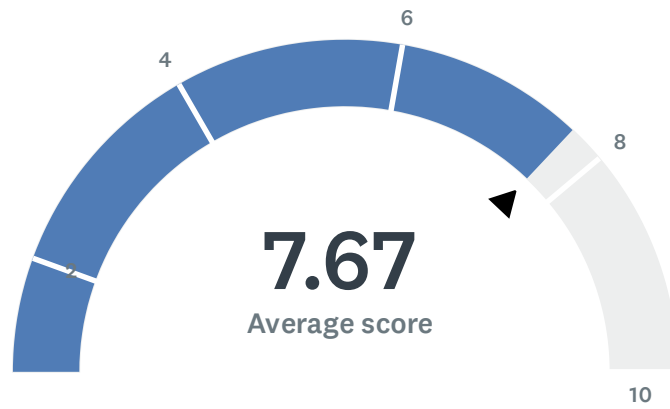
Answered: 12 Skipped: 0



Basic statistics ⓘ				
Minimum	Maximum	Median	Mean	Standard Deviation
3.00	10.00	8.50	7.92	2.06

Q6 Administration utilizes staff according to their job description (ie. Coaches, APL's, Specialists & Staff).

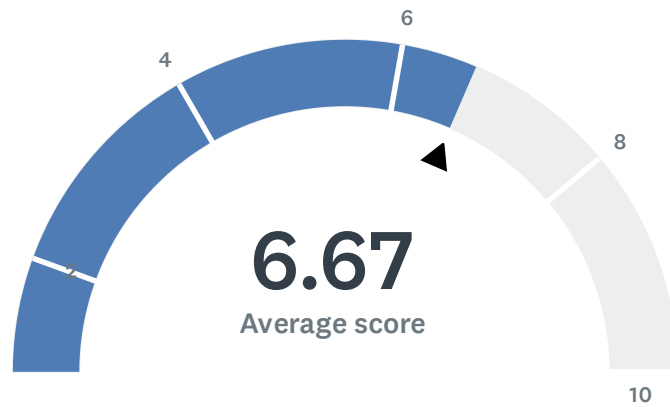
Answered: 12 Skipped: 0



Basic statistics (i)				
Minimum	Maximum	Median	Mean	Standard Deviation
3.00	10.00	8.50	7.67	2.43

Q7 Administration maintains open communication with staff, parents, and students.

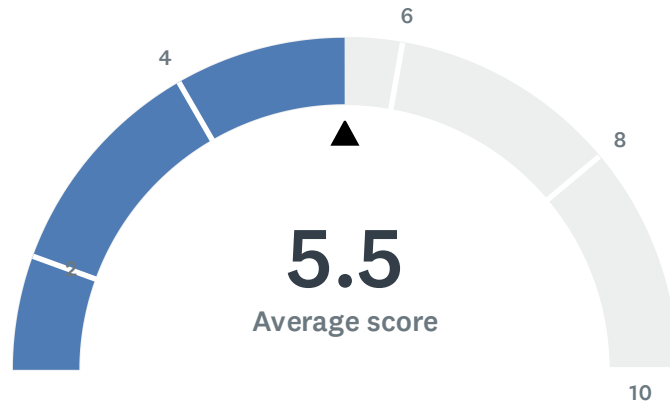
Answered: 12 Skipped: 0



Basic statistics (i)				
Minimum	Maximum	Median	Mean	Standard Deviation
1.00	10.00	8.50	6.67	3.47

Q8 Administration supports staff against attacks and criticism from parents.

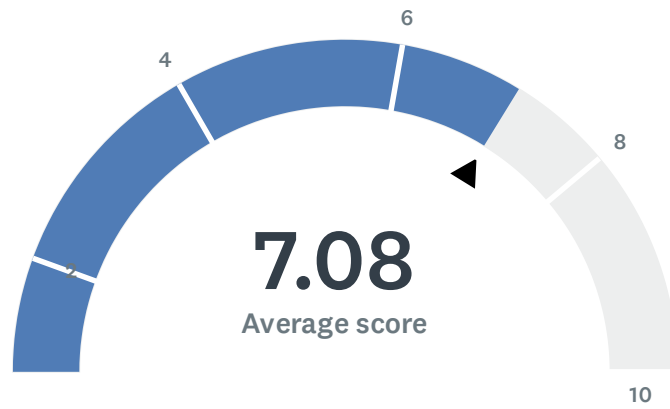
Answered: 12 Skipped: 0



Basic statistics (i)				
Minimum	Maximum	Median	Mean	Standard Deviation
1.00	10.00	6.00	5.50	3.15

Q9 Site administration treats all teachers equally; there is no preferential treatment.

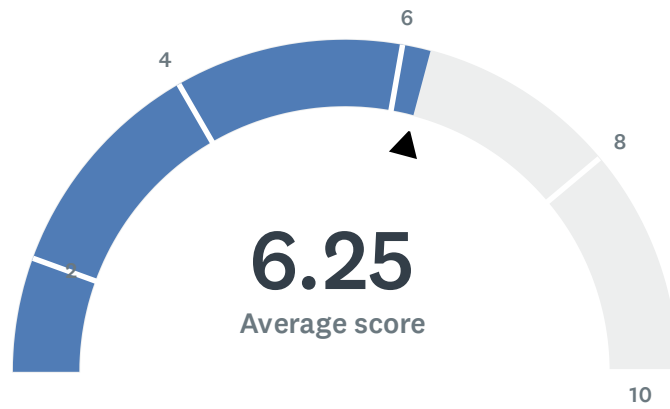
Answered: 12 Skipped: 0



Basic statistics (i)				
Minimum	Maximum	Median	Mean	Standard Deviation
1.00	10.00	8.00	7.08	2.84

Q10 Site administration has been supportive and minimizes additional stress.

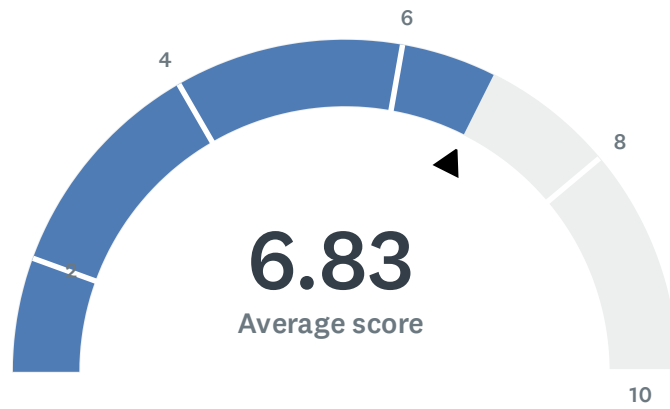
Answered: 12 Skipped: 0



Basic statistics (i)				
Minimum	Maximum	Median	Mean	Standard Deviation
1.00	10.00	8.00	6.25	3.63

Q11 Administration communicates expectations and information in an effective and timely manner.

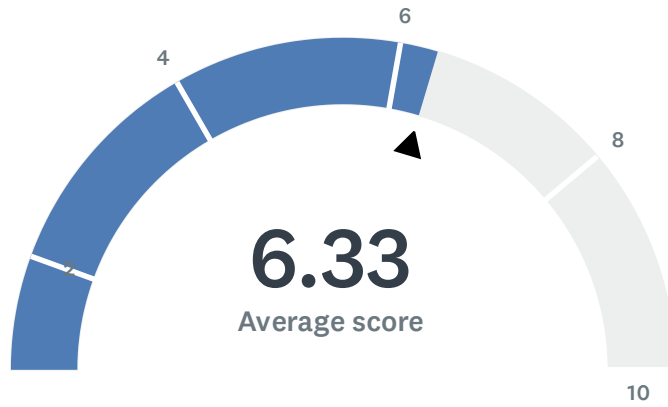
Answered: 12 Skipped: 0



Basic statistics (i)				
Minimum	Maximum	Median	Mean	Standard Deviation
1.00	10.00	7.50	6.83	3.00

Q12 Your site administration ensures positive working conditions at your worksite.

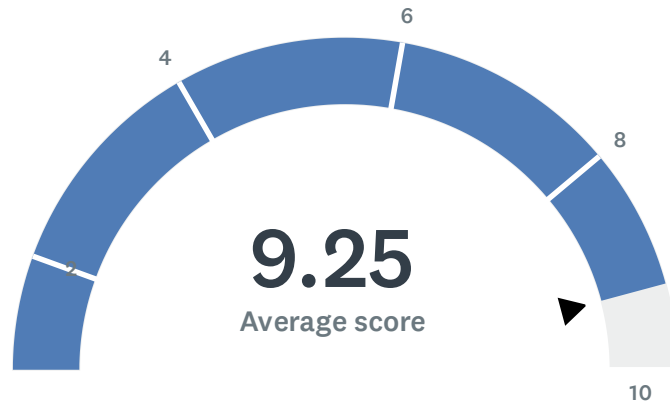
Answered: 12 Skipped: 0



Basic statistics (i)				
Minimum	Maximum	Median	Mean	Standard Deviation
1.00	10.00	7.50	6.33	3.59

Q13 Site administration is thoughtful/smart when calling "Inclement Weather" (rainy day, extreme temperatures, too windy, air quality, etc.) schedule.

Answered: 12 Skipped: 0



Basic statistics (i)				
Minimum	Maximum	Median	Mean	Standard Deviation
7.00	10.00	10.00	9.25	1.01

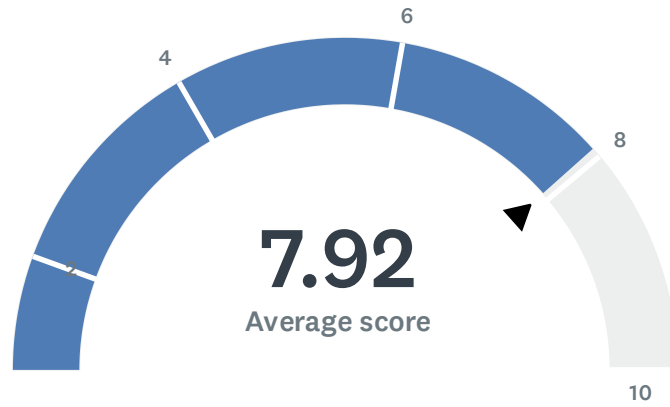
Q14 Do you have any comments, thoughts, or concerns about site administration?

Answered: 6 Skipped: 6

#	RESPONSES
1	Students who make false accusations against staff, are not written up. Students continue from grade to grade and are not reprimanded when their false accusations are proven to be false. This encourages continued slander from these students.
2	The absence of administrative consequences for student behavior has resulted in repeated incidents and increased severity. Staff do not feel supported in addressing behavioral issues or working with parents. Student disrespect toward staff is widespread, and accountability is inconsistent, with staff often being held responsible for negative encounters.
3	I can't answer about how others are treated or about parent communication etc. I have had a good experience working at this site and admin has been supportive to me when needed.
4	Principal makes it a point to remind us regularly that "it is not about the teachers, it is only about the students". Tends to side with parents over teachers where grades/discipline/hearsay is concerned.
5	The morale at our school is very low right now because of lack of support from administration.
6	Thorner Elementary is a very supportive and wonderful school to work at. I am very happy to be here. Thank you!

Q15 Site staff is involved in setting school policies and budgetary priorities.

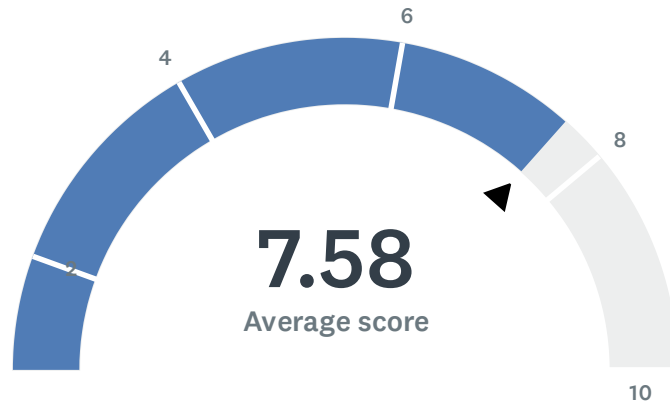
Answered: 12 Skipped: 0



Basic statistics ⓘ				
Minimum	Maximum	Median	Mean	Standard Deviation
5.00	10.00	8.00	7.92	1.55

Q16 Site meetings are productive and not excessive.

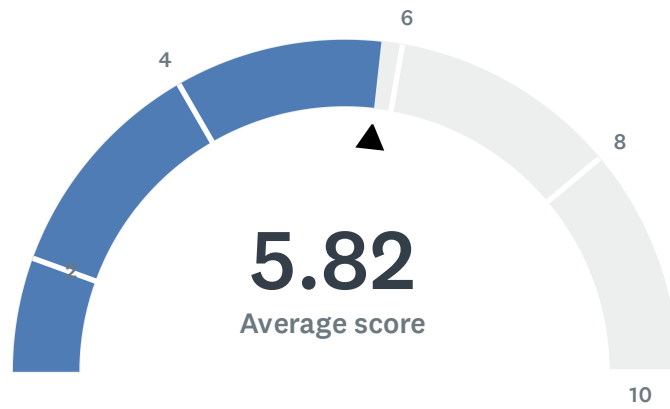
Answered: 12 Skipped: 0



Basic statistics ⓘ				
Minimum	Maximum	Median	Mean	Standard Deviation
4.00	10.00	8.00	7.58	1.80

Q17 Meetings, 504s, and/or IEPs scheduled outside of contractually guaranteed planning/preparation time?

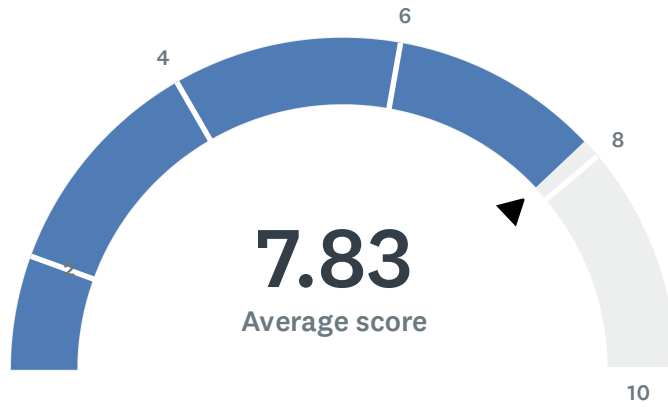
Answered: 11 Skipped: 1



Basic statistics (i)				
Minimum	Maximum	Median	Mean	Standard Deviation
1.00	10.00	7.00	5.82	3.35

Q18 My site receives daily, consecutive, uninterrupted planning/preparation time. (30 minutes / 40 minutes)

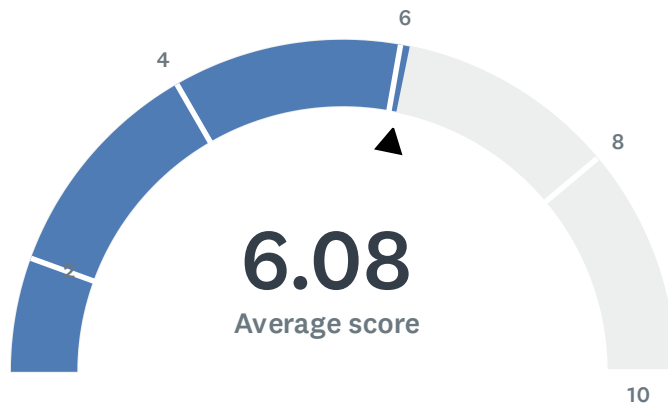
Answered: 12 Skipped: 0



Basic statistics (i)				
Minimum	Maximum	Median	Mean	Standard Deviation
1.00	10.00	8.50	7.83	2.64

Q19 Staff is given time (on duty) to input district-required data (i.e., Benchmarks, Dibels, CFAs, Report Cards, etc.).

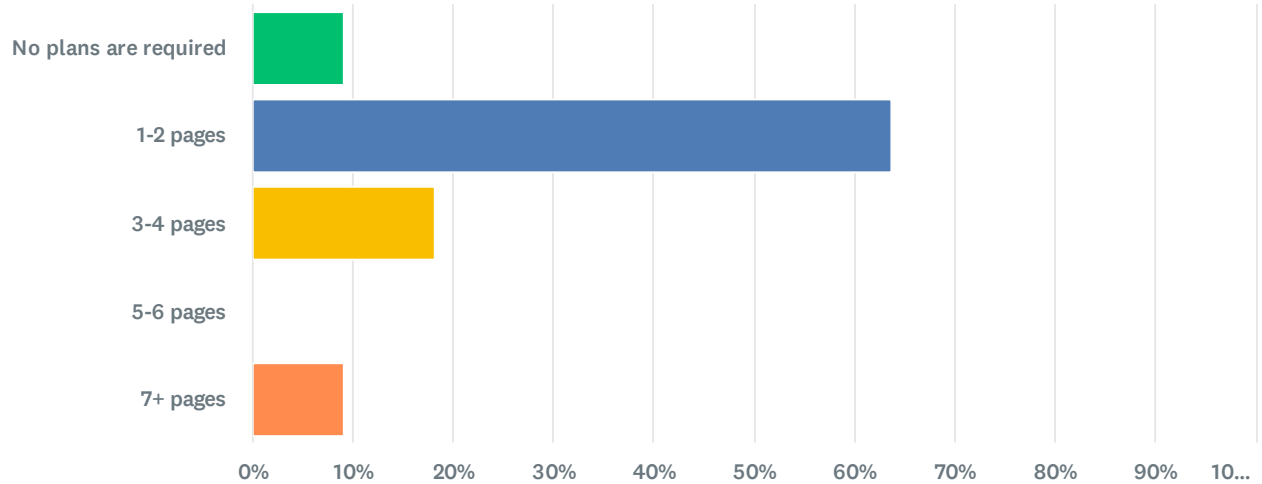
Answered: 12 Skipped: 0



Basic statistics (i)				
Minimum	Maximum	Median	Mean	Standard Deviation
1.00	10.00	6.50	6.08	3.01

Q20 Teachers are required to submit complete, but not excessively lengthy lesson plans.

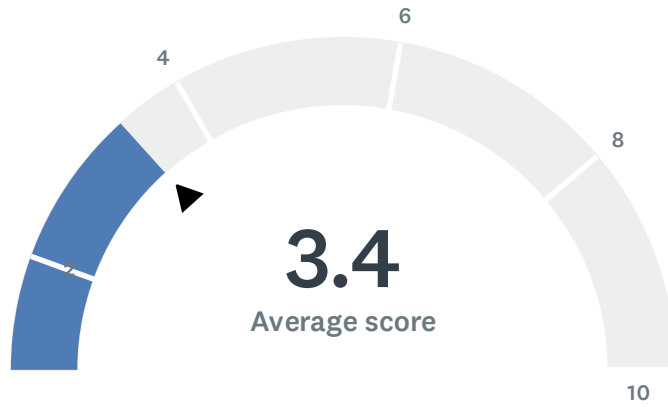
Answered: 11 Skipped: 1



Answer Choices	Percentage	Responses
● No plans are required	9.09%	1
● 1-2 pages	63.64%	7
● 3-4 pages	18.18%	2
● 5-6 pages	0%	0
● 7+ pages	9.09%	1
Show comments		
Total		11

Q21 Staff (teachers and/or coaches) have recess duty.

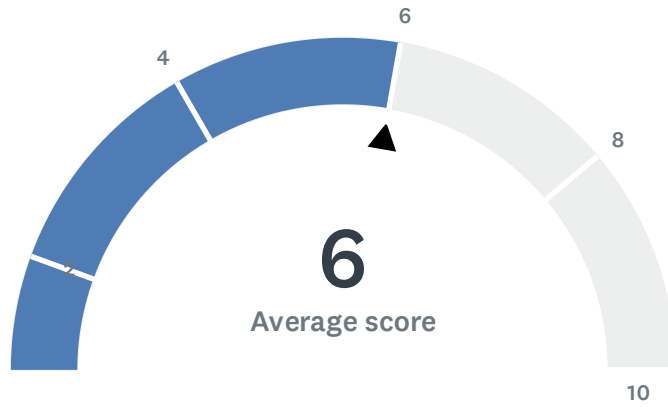
Answered: 10 Skipped: 2



Basic statistics ⓘ				
Minimum	Maximum	Median	Mean	Standard Deviation
1.00	10.00	1.00	3.40	3.53

Q22 Staff (teachers and/or coaches) have bus (arrival/dismissal) duty.

Answered: 9 Skipped: 3



Basic statistics ⓘ				
Minimum	Maximum	Median	Mean	Standard Deviation
1.00	10.00	8.00	6.00	4.11

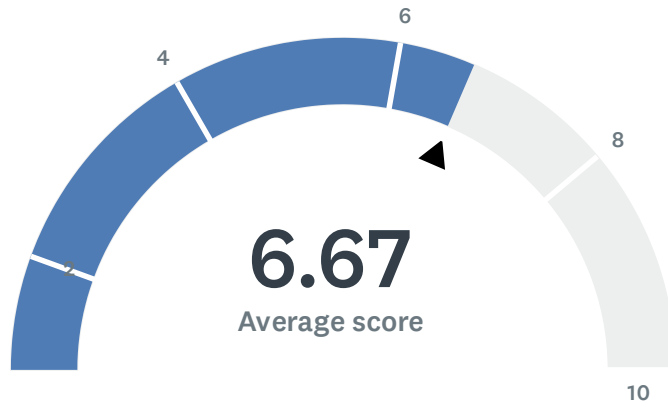
Q23 Do you have any comments, thoughts, or concerns about site operations, duties, and responsibilities?

Answered: 2 Skipped: 10

#	RESPONSES
1	Teachers only are required to escort students to bus or parent pickup. Admin and coals handle recess duties. This is appreciated.
2	Everything going well at Thomer Elementary. Thank you!

Q24 Staff and students feel safe.

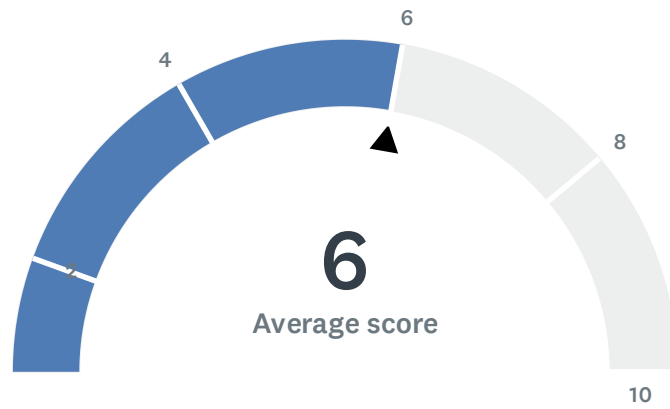
Answered: 12 Skipped: 0



Basic statistics (i)				
Minimum	Maximum	Median	Mean	Standard Deviation
1.00	10.00	6.50	6.67	2.92

Q25 Administration has been helpful and supportive regarding student discipline.

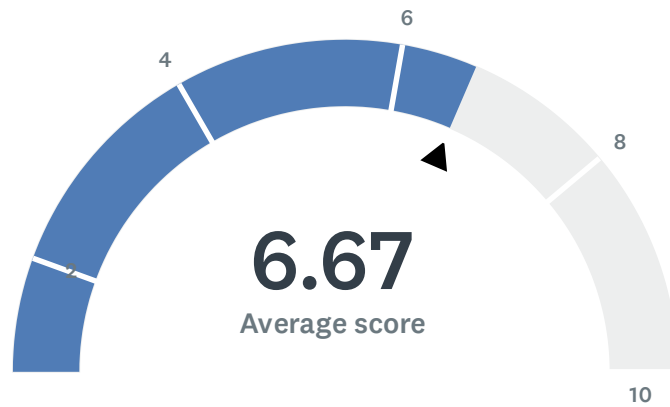
Answered: 12 Skipped: 0



Basic statistics (i)				
Minimum	Maximum	Median	Mean	Standard Deviation
1.00	10.00	7.00	6.00	3.21

Q26 Teachers have been given or trained to use effective tools to improve behavior.

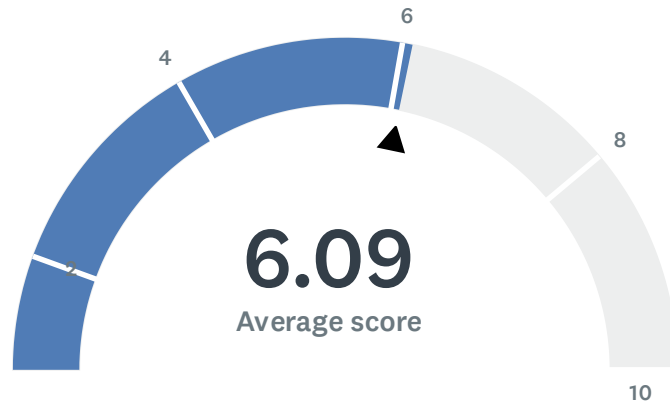
Answered: 12 Skipped: 0



Basic statistics (i)				
Minimum	Maximum	Median	Mean	Standard Deviation
1.00	10.00	7.00	6.67	2.84

Q27 Administration supports classroom discipline procedures and follows District discipline guidelines.

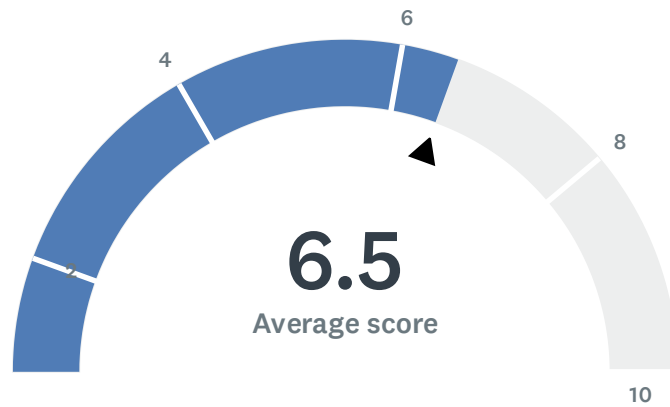
Answered: 11 Skipped: 1



Basic statistics (i)				
Minimum	Maximum	Median	Mean	Standard Deviation
1.00	10.00	7.00	6.09	3.18

Q28 When ODRs (office disciplinary referrals) are written, the teacher's word is valued and trusted.

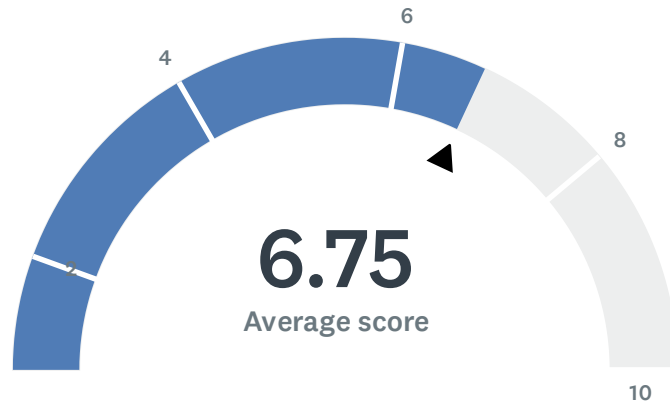
Answered: 12 Skipped: 0



Basic statistics (i)				
Minimum	Maximum	Median	Mean	Standard Deviation
1.00	10.00	7.50	6.50	3.15

Q29 My site has a positive atmosphere.

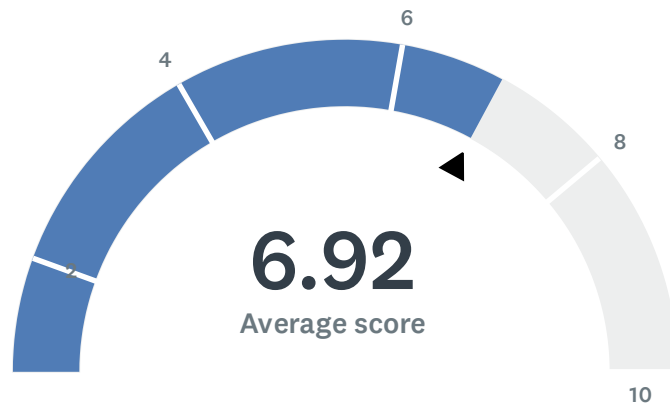
Answered: 12 Skipped: 0



Basic statistics ⓘ				
Minimum	Maximum	Median	Mean	Standard Deviation
1.00	10.00	8.00	6.75	3.29

Q30 I would recommend my site to other employees and prospective teachers.

Answered: 12 Skipped: 0



Basic statistics (i)				
Minimum	Maximum	Median	Mean	Standard Deviation
1.00	10.00	9.50	6.92	3.77

Q31 Do you have any final comments, thoughts, or concerns about PBIS, Discipline, and/or Site Atmosphere?

Answered: 6 Skipped: 6

#	RESPONSES
1	Teachers need more effective and consistent support from administrators when addressing student behavior in the classroom. At times, I feel that students' perspectives are prioritized before administrators fully seek to understand the teacher's experience and professional judgment. Stronger collaboration that begins with listening to and valuing the teacher's point of view can lead to more balanced, respectful, and effective behavior support systems, in my opinion.
2	pbis has increased the number of discipline issues on campus.
3	The absence of administrative consequences for student behavior has resulted in repeated incidents and increased severity. Staff do not feel supported in addressing behavioral issues or working with parents. Student disrespect toward staff is widespread, and accountability is inconsistent, with staff often being held responsible for negative encounters.
4	PBIS is overly utilized and students have learned to "act bad to get prizes". PBIS enable students to continue acting out. Disciplinary referrals may or may not be entered and may or may not disappear. "Upon investigation" undermines teacher words and good faith.
5	I don't think PBIS is working. It is creating students who expect entitlement. Students know that no consequences will be given so their poor behavior does not change or improve.
6	They take care of students who need that extra support therefore teachers are very appreciated about this.

Q32 Do you have any overall comments about your site and/or its administration?

Answered: 4 Skipped: 8

#	RESPONSES
1	Love my site and my team.
2	The absence of administrative consequences for student behavior has resulted in repeated incidents and increased severity. Staff do not feel supported in addressing behavioral issues or working with parents. Student disrespect toward staff is widespread, and accountability is inconsistent, with staff often being held responsible for negative encounters.
3	Overall, positive and consistent. I enjoy working with the team. The Academic Coaches are efficient and motivated. Vice Principal is consistent and available. Principal is visible to students and team members. Overall very pleased!
4	I am very happy to be here at Thorner Elementary because everyone treats you with respect. Thank you!