

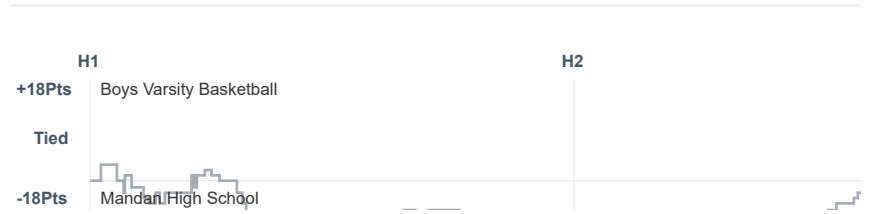
Box Score Report

DHS vs Mandan - Jan 17, 2023 - L 75-85

Period Stats

Team	1	2	Final
DHS	35	40	75
MHS	51	34	85

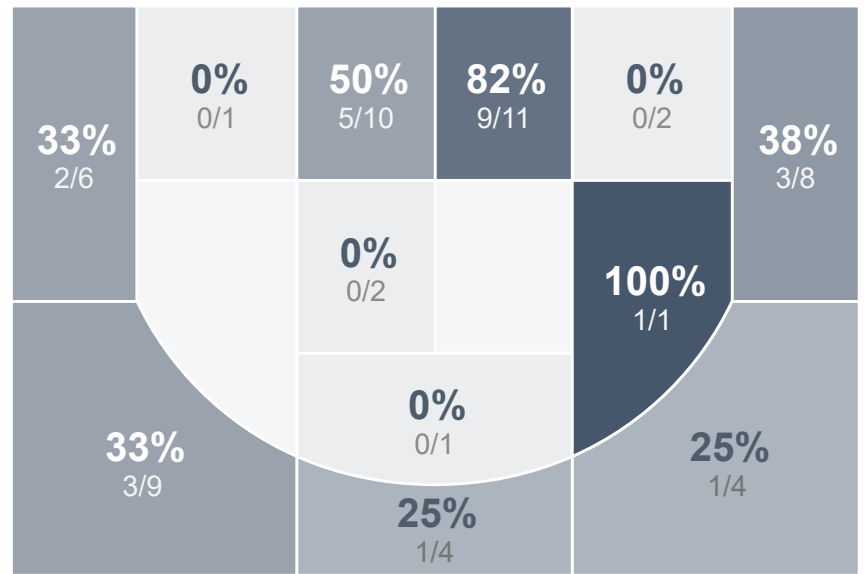
Run Graph



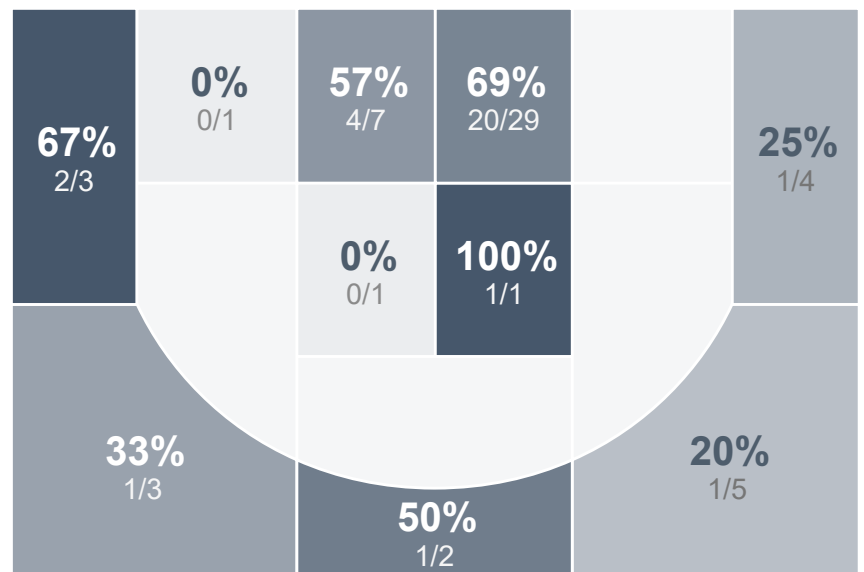
Team Stats

	DHS	MHS
Field Goal %	42.4%	55.4%
Effective Field Goal %	50.8%	60.7%
2FG Made/Attempted	15/28	25/39
2FG%	53.6%	64.1%
3FG Made/Attempted	10/31	6/17
3FG%	32.3%	35.3%
FT Made/Attempted	15/22	17/25
Free Throw Percentage	68.2%	68.0%
Points Per Possession	0.99	1.11
Transition Points	2	18
Points Off Turnovers	17	22
Second Chance Points	15	8
Points in the Paint	28	50
Offensive Rebounds	12	10
Defense Rebounds	18	23
Assists	12	13
Deflections	7	8
Steals	8	9
Blocks	3	0
Turnovers	18	19
Personal Fouls	21	22
Charges Taken	1	2

Boys Varsity Basketball



Mandan High School



Boys Varsity Basketball's Player Stats

Name	Pts	FG	3FG	FT	+/-	MINS	OREB	DREB	AST	DEFL	STL	BLK	TO	FOUL	CHG
#1 Alex Dvorak	21	8/21	1/7	4/5	-4	30	2	6	3	2	1	0	3	0	1
#2 Drew Biel	10	3/10	1/6	3/3	-4	38	4	2	3	1	0	0	1	1	0
#3 Tyrese Annace	12	4/6	3/5	1/2	+8	21	0	0	1	1	0	0	1	3	0
#5 Dante Oyugi	0	0/0	0/0	0/0	-8	2	0	0	0	0	0	0	0	1	0
#10 Damon Glasser	11	3/8	2/5	3/5	+3	33	2	4	2	1	2	3	3	5	0
#20 Sebastian Hauck	2	0/0	0/0	2/2	-12	14	0	0	1	1	0	0	4	4	0
#23 Hubert Niyimbona	8	3/8	2/7	0/0	-9	20	1	2	0	0	0	0	2	1	0
#25 Owen Bittner	9	3/4	1/1	2/3	-5	27	1	2	1	1	5	0	1	5	0
#33 Isaac Schulte	2	1/2	0/0	0/2	-19	13	1	1	1	0	0	0	2	0	0

Mandan High School's Player Stats

Name	Pts	FG	3FG	FT	+/-	MINS	OREB	DREB	AST	DEFL	STL	BLK	TO	FOUL	CHG
#2 Karsyn Jablonski	17	5/9	0/0	7/10	-8	33	2	2	1	0	1	0	5	5	0
#3 Hudson Sheldon	32	13/19	3/5	3/7	+12	37	2	5	2	2	2	0	5	5	1
#4 tj brownotter	3	1/3	1/3	0/0	+16	23	0	2	0	0	0	0	0	0	0
#10 Rustin Medenwald	7	3/5	0/0	1/2	+13	29	2	1	1	0	1	0	2	3	1
#14 Tahrye Frank	18	7/16	2/8	2/2	+10	39	1	8	7	5	3	0	3	1	0
#24 Mat Mudingay	6	2/2	0/0	2/2	-7	17	2	2	1	0	0	0	2	4	0
#31 Rylee Bearstail	0	0/0	0/0	0/0	-4	6	0	2	1	0	0	0	1	0	0
#32 Brylee Bearstail	2	0/2	0/1	2/2	+18	13	0	1	0	1	2	0	1	4	0