

# FUN PHILATELICALY

## NEWSLETTER

ISSN 1171-6029

March 2010


Produced by the PHILATELIC YOUTH COUNCIL OF N.Z. (Inc.)  
PO Box 2979, Shortland St, Auckland 1140  
[www.nzpf.org.nz/youth/youth.html](http://www.nzpf.org.nz/youth/youth.html)

With funding from   
Community Organisation  
Grants Scheme

## Looking at Postmarks

The history of the postmark goes back for hundreds of years and we have seen how Henry Bishop introduced his distinctive 'mark' in 1661. In 1843 the Maltese Cross (shown in our MARCH 2009 issue) came into use. While this was effective as a cancellation, it gave no clue as to the source of a letter and it was customary to apply an additional handstamp, indicating the town of origin and date posted. It was this laborious, double-stamping which brought about the change to numeral cancellations in 1844.

At last in 1853, came the duplex canceller, a dual device combining a circular 'town and date' stamp with the oval-barred numeral, designed to provide a legible postmark and at the same time obliterate the stamp (rather too effectively for the stamp collector).



The use of machine cancellation had become a most necessary aid to handling the vastly increasing volume of mail in the 1850s and 1860s. The Post Office persevered with postmarking machines, and one, introduced by J.G. Azemar in 1869, stamped more than

49,000 letters per hour with a heavily-barred duplex type datestamp. The only problem was it required seven operators and had a high average of misses; it was discontinued after a year.

Many other datestamps were introduced over the years, and now the most common general purpose handstamps in use over the past 100 years have been the single and double ring circular datestamp.


Postmarks are found on nearly all letters that you and your friends receive. Many folk who collect stamps also have an interest in collecting postmarks or cancellations as they are also known. Today there are many different postmarks from the traditional circular 'name of place' from hand date stamps to the longer markings with a slogan made by a postmarking machine.

Where do you find postmarks? Look through your stamp duplicates, ask friends who work in offices to save you the whole envelope from their inward mail, and even relations whether they have old letters tucked away.

Postmarks are mounted in albums with hinges just like postage stamp collections. It is better to start with a cheap loose leaf album, or even an exercise book, until you become quite clear what areas of postmarks interest you most. When mounting a complete envelope as part of a postmark collection, use transparent photo corner mounts. Never, use sellotape or self adhesive tape.

What to collect? Some folk collect one or more different postmarks from as many post offices as possible in the area they live. Others may be interested only in a particular type of postmark, or collect only slogans. The variety is endless and no two collections are alike, one of the reasons why postmark collecting can be so fascinating. Even so you most probably would start by collecting everything that comes your way. Good hunting.

The Editor thanks Mr R. M. Startup for his assistance with this article.



# TWENTY TEN STAMP CAMP

The Camp will be held at the Brookfield Outdoor Education Centre (also known as Brookfield Scout Camp) from 4pm Sunday 11th July to Saturday midday 17th July 2010. The camp is located in the picturesque Moores Valley, which leads into the Wainuiomata valley.

Brookfield is approximately 25km by road from Wellington City and is set in a large and private bush/grassed flats site. A small stream passes through the Campsite.

Activities will be typical of the well-established PYC National Stamp Camp style. Each camper will undertake a camp project that will be judged towards the end of the camp. Many experienced leaders will be present to pass on their skills, encouragement and knowledge to all campers.



Interior of the Maire Lodge, where the project work will be done.

There will be a mystery bus trip.


The campsite comes complete with canoes (and life-jackets) to use on the small lake, flying fox, confidence course, campfire areas, bush walks, bird observation, tree identification and (if desired in advance by campers) an abseiling tower.

Sleeping accommodation is in bunkrooms with males sufficiently separated from females!!

The Camp Fee will be \$200 per camper; \$100 deposit.

In short, lots of open air away from town/city, plenty of space, lots to learn, much fun to be had and many many more friends to be made.

Enquiries to Diane Marshall ph (04) 566 4630 or email [themarshalls@slingshot.co.nz](mailto:themarshalls@slingshot.co.nz)



Interior of Dining Room looking through to the kitchen.

## Excerpts from Chairman's report given at the AGM for 2009 – from Geoff Tyson

The year has floated along with business that keeps the Philatelic Youth Council pretty much in the eye of our stamp fraternity. Stamp Camp was a very sound camp, while low in numbers. It will be well remembered for its CAL produced and which greatly assisted with finances.

Our presence at Timpex 2009 was quite successful. We are appreciative that the Exhibition organisers allowed us space to have a presence there. Friday was quiet but on the weekend things kicked in. There was a steady number of youngster through. Our goodie bags were popular, and it was great that a local youngster won the 'Guess the number of stamps in the jar' competition. I like these exhibitions held in provincial centres as they seem to be well supported by the locals and the national collectors, so once again our organisation had a good exposure.

Our quarterly newsletter Fun Philately is still our most visible promotion. So a good year in 2009, our Council members have been stalwarts of our

youth clubs and I know that stamp collecting with our young collectors is still very much alive. We look forward to both the stamp camp at Lower Hutt in July, and the national exhibition at Palmerston North in November.

In the meantime keep the motto very much in mind, 'Stamp collecting is fun'.

Geoff Tyson, Chairman




# Club End of Year Activities

Hutt Valley Junior Stamp Club



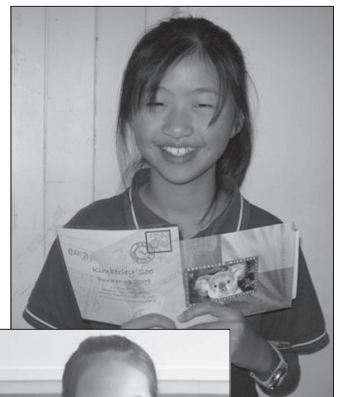
Christchurch Junior Stamp Club



Ashhurst Junior Stamp Club



Pukekohe Junior Stamp Club



City of Sails Junior Stamp Club



# CLUBS

## CITY OF SAILS YOUTH STAMP CLUB AUCKLAND

Meet 2nd Saturday of the month  
Time 2.00pm  
Place Ranfurly Room,  
Epsom Community Centre,  
202 Gillies Ave

Contact Tim Beach  
574 5445  
tim.beach@iconz.co.nz  
Barbara Streeter  
299 5993

Write to PO Box 2979, Auckland

## PUKEKOHE JUNIOR STAMP CLUB

Meet 1st Sunday of the month  
Time Swapping 1.30pm  
Meeting 2.00pm  
Place Reid Anderson Hall, Anglican Church,  
Cnr Wesley & Queen Sts

Contact Yvonne Middleton  
238 9443  
ycmidd@ihug.co.nz  
Jacob Liefing  
238 9835

## ASHHURST JUNIOR STAMP CLUB

Meet 3rd Saturday of the month  
Time 2.30pm  
Place Ashhurst Anglican Parish Hall  
Contact Tony Charleston  
Tel 358 4565  
charleston@inspire.net.nz

## NEW PLYMOUTH JUNIOR STAMP CLUB

Meet Last Monday of the month  
Time 6.00pm  
Place Taranaki Disability Info Centre,  
28 Young Street  
Contact David Farr  
759 9378  
farrfamily@xtra.co.nz

## HUTT VALLEY JUNIOR STAMP CLUB

Meet 2nd Saturday of the month  
Time 1.00pm  
Place St Columba Church Hall,  
Cnr Rata & Treadwell Sts, Naenae  
Contact Ross Gainsford  
567 2429  
gainsford@paradise.net.nz  
Leila Thomson  
589 2981

## CHRISTCHURCH JUNIOR STAMP CLUB

Meet 2nd Saturday of the month  
Time 1.30pm  
Place Philatelic Centre  
67 Mandeville Road, Riccarton  
Contact Geoff Tyson  
Tel 354 1064

## DUNEDIN YOUNG STAMP COLLECTORS CLUB

Meet 4th Thursday of the month  
Time 7.00pm  
Place Community House, Moray Place  
John Botermans available prior to adult meeting  
Tel 477 6774

The above list of stamp clubs is made possible from the information supplied by each club. Contact the nearest organiser for the latest information and meeting details.

## APPEX 2010

24 APRIL 2010

## SOUTH AUCKLAND PHILATELIC SOCIETY

Youth Classes

Entry is FREE

Entry Form and Entry by 16 April 2010

Y1 Traditional (under 12)	Y3 Thematic (under 12)
4 or 8 pages	4 or 8 pages
Y2 Traditional (12 & under 18)	Y4 Thematic (12 & under 18)
4 or 8 or 16 pages	8 or 16 pages

- The exhibition shall be open to all individual members of any Philatelic Club or Society in New Zealand.
- No member shall be allowed more than one entry of the same number of pages in each class.
- The age of the exhibitor will be taken as at the 1st April in the year of the exhibition.
- Details and entry form from PO Box 23 265, Hunters Corner, Auckland or deliver to 60 Omana Road, Papatoetoe, Auckland or ph (09) 278 1486.

## NORTH SHORE OPEN

25 SEPTEMBER 2010

## NORTH SHORE PHILATELIC SOCIETY

Entry Form and Entry by 11 September 2010

Youth Class

Classes – Postal History, Traditional or Thematic

Youth 10 – 22 years old as at 1 Jan 2010

- Entry is FREE
- Exhibits can be 8 or 16 pages.
- The Competition is open to the members of all New Zealand Stamp Clubs and Philatelic Societies.
- Entries will be judged to approximate National level. A critique and the marking sheet will be returned with each entry. Judges will be available at the Exhibition to discuss exhibits.
- Special prizes will be available and awarded at the judges discretion.
- Details and entry form from PO Box 34-253 Birkenhead.

## PALMPEX 2010

12-14 NOVEMBER 2010

Entry Form by 31 July with a copy of title page.

Entrants are to be aged 21 years or younger on the 1st January 2010

Classes **National**

5.1 up to 15 years (1 to 3 frames)

5.2 16-18 years (2 to 4 frames)

5.3 19-21 years (3 to 5 frames)

Entry fee for National Class is \$10 per frame, and return postage must be paid by the entrant.

**Development** (these classes are free)

7.1 below 13 years (8 or 16 pages)

7.2 13-15 years (8 or 16 pages)

7.3 16-21 years (16 pages)

- Judging will be carried out using the judging sheets approved by the PYC.
- Further details please contact Palmpex 2010, PO Box 206, Palmerston North 4400 email palmpex2010@inspire.net.nz website www.stampsnz.co.nz/palmpex