

# 2021 BC-2 MD

BY BCROASTERS.COM

## SPEC SHEET

THE BC-2 MD IS A GREAT ROASTER FOR A SMALL COFFEE SHOP OR AS A SAMPLE ROASTER AND FOR ADVANCED HOME ROASTING. IT CAN ROAST FROM 4OZ. TO 2LB. PER ROAST AND UP TO 4-5 ROASTS PER HOUR. IT HAS ALL THE FEATURES OF THE BIG COMMERCIAL ROASTERS EXCEPT MIXING ARMS FOR THE COOLING TRAY AS THAT IS NOT NEEDED WITH ITS POWERFUL COOLING TRAY FAN MOTOR IT CAN COOL BEANS IN 2-3 MINUTES. IT HAS 2 OMRON DIGITAL TEMPERATURE CONTROLS ON THE PANEL FOR QUICK VIEWING OF BOTH BT & ET. IT HAS VARIABLE DRUM SPEED CONTROL AND PRECISE AIRFLOW CONTROL VIA THE MDDS (MANUAL DAMPER) SYSTEM. SOLID HEAVY-DUTY SINGLE WALL STAINLESS STEEL DRUM AND BUILT IN PROFILING SYSTEM. DIRECT-CONNECT CHAFF UNIT FOR EFFICIENCY & REDUCED FOOTPRINT. A LED LAMP PROVIDES ILLUMINATED VIEWING. YOU CAN ADD AN OPTIONAL DOUBLE WALL DRUM BUT WE DO NOT FEEL IT IS NEEDED ON THIS SIZE ROASTER. AN OPTIONAL MAG AIRFLOW GAUGE IS BENEFICIAL FOR CONTROLLING AIRFLOW. NOW IN 3 BODY COLOR CHOICES: BLACK, WHITE OR RED! NEW 3MM THICK THERMOCOUPLES FOR 2021!



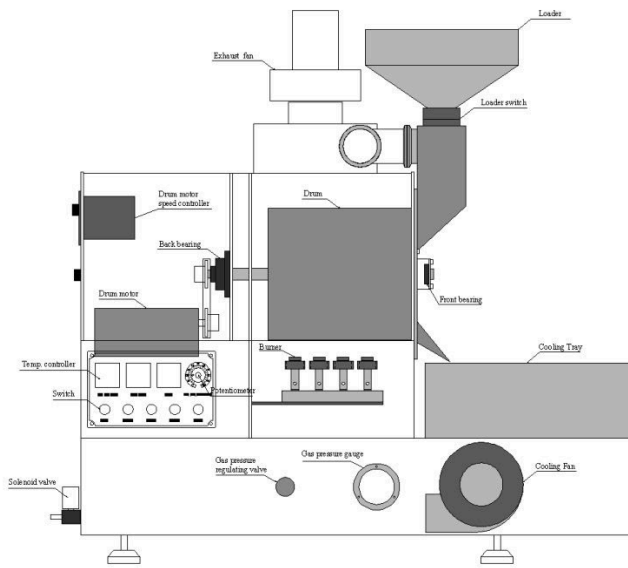
| BC-2MD            | GAS TYPE     |
|-------------------|--------------|
| Batch Size        | 4oz-2lb.     |
| Roasting Time     | 9-14 minutes |
| Production        | 8-10b.hr     |
| Heat Source       | NG/LPG       |
| Voltage           | 220V         |
| Wattage           | 150W         |
| Drum Motor        | 25W          |
| Chaff Fan Motor   | 45W          |
| Cooling Fan Motor | 50W          |
| MIXING ARM        | N/A          |
| BTU               | 15,000       |
| NG PRESSURE       | 7WC          |
| LPG PRESSURE      | MAX. 16WC    |

## FEATURES

DRUM TYPE  
DATA LOGGING  
THERMOCOUPLES  
CONTROL PANEL  
MAG AIRFLOW  
WARRANTY  
PARTS AVAILABLE  
110V CONVERTER

Single wall 304SS Drum 3mm  
1 OMRON CONTROLS w/BT  
K-TYPE for BT  
BT VIEW ON PANEL  
OPTIONAL KIT FOR AIRFLOW  
1 YEAR PARTS & INSTRUCTION  
10 Year Parts Available Guarantee  
110V Voltage Converter included.

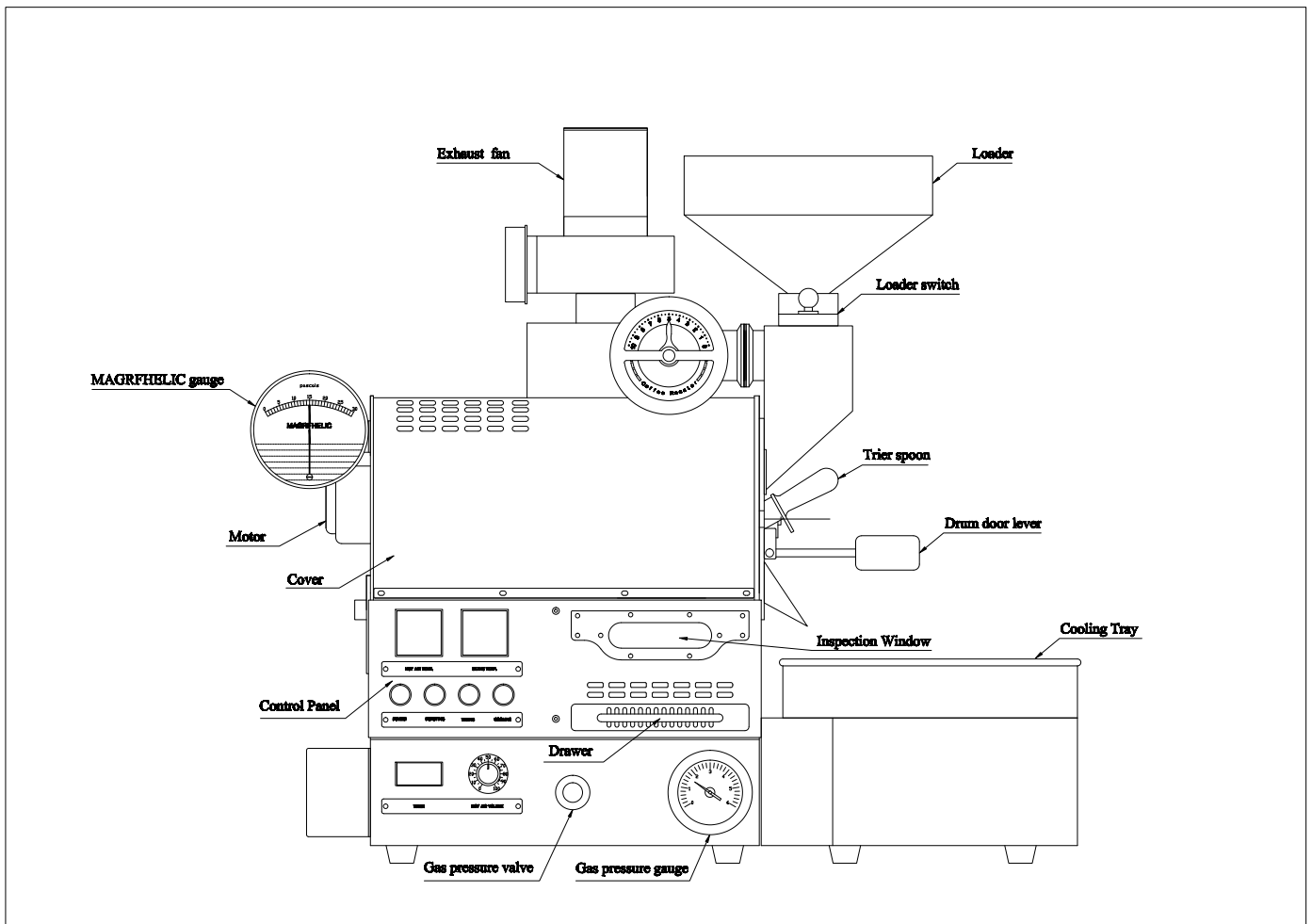
Gas Consumption 0.1kg/hr .22lb HR  
Roaster Dim. 810x486x710MM 32x19x28 In.  
Roaster Weight 60kg./132lb.  
Package Dimensions 39x27x30 (LxWxH)  
Package weight 85Kg/188lb.

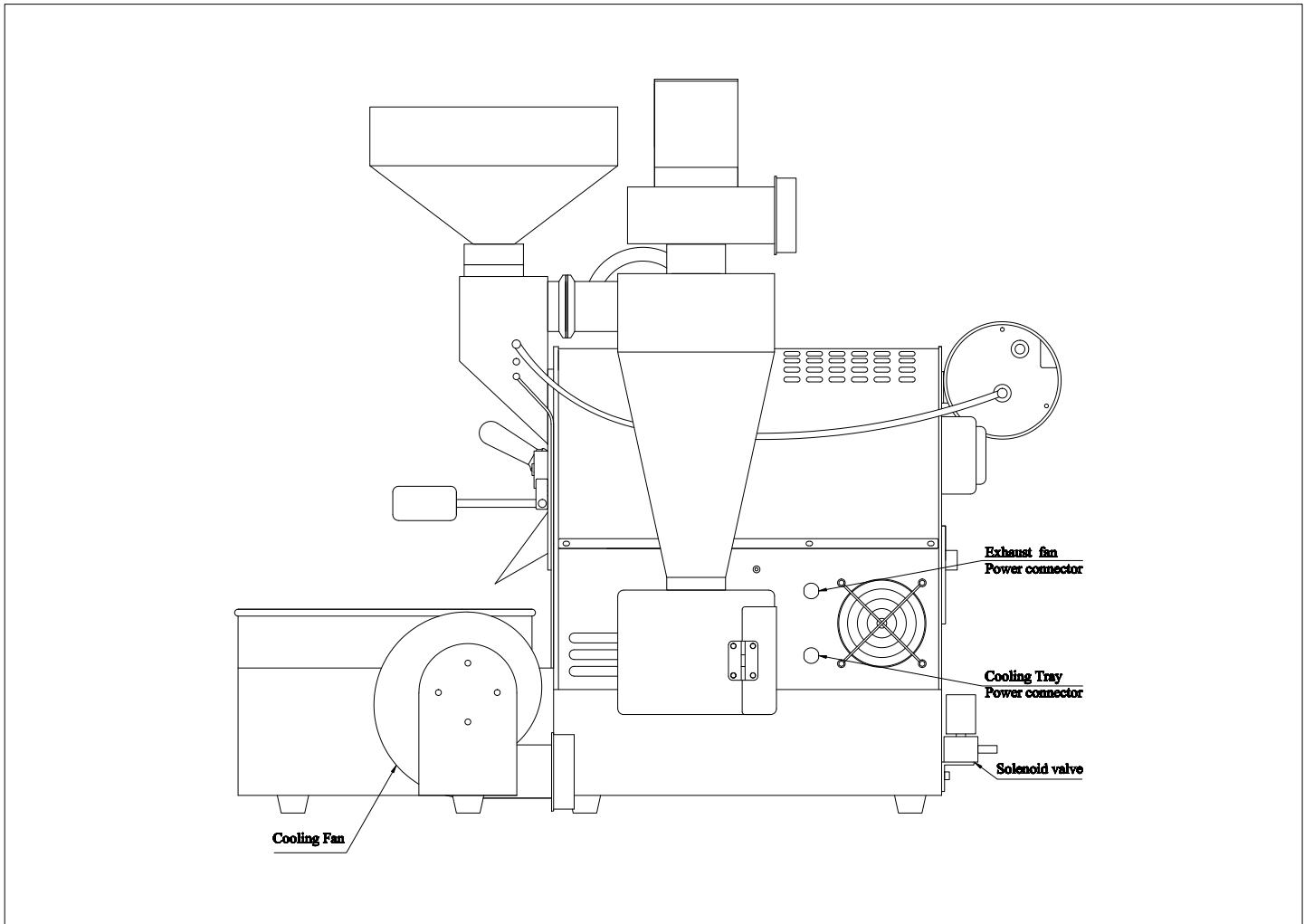


THE BC-2 MD IS A HEAVY DUTY ROASTER BUILT WITH A CARBON STEEL BODY WITH APPROVED POWDER COAT HIGH TEMPERATURE BODY IN BLACK, WHITE OR RED . THE HOUSINGS COME IN A CHOICE OF 4 COLORS(Gold, Rose Gold, Black Titanium & Stainless) PLUS THE NEW TEXTURED CHECKERED GOLD, BLACK OR SILVER

TWO EXHAUST PIPES COMES OFF THE BC-2 AT 3" AS SHOWN BELOW AND CAN BE EXHAUSTED OUT OF BUILDING.

**SHOWN BELOW WITH OPTIONAL MAG AIRFLOW GAUGE KIT**





**NEW FOR 2021 ARE THE 3MM THERMOCOUPLE PROBES**

