


Laser Hair Removal
for Women



Effective. Safe. Long-term.

Imagine never having to shave ever again...

Client Training Guide ©

CONFIENT IMAGE CHEZ FRANCE

(905) 931-0686 confidentimage@cogeco.net

LASER HAIR REMOVAL – Client Training Guide

WE OFFER A COMPLETE SOLUTION TO UNWANTED HAIR...BY COMBINING LASER AND ELECTROLYSIS.

VIRTUALLY PAINLESS LASER HAIR REMOVAL.

Today, advanced laser systems are replacing unpleasant, time-consuming and temporary hair removal methods.

The Soprano^{XL} is a revolutionary diode laser system intended for hair removal and permanent hair reduction. It is intended for use on all skin types (Fitzpatrick Skin Type I-VI) including tan skin. It is the world's first laser hair removal system that does not require topical, cooling or other numbing agents. Equipment capable of Pain-Free, Hair-Free treatments.

There is no down time, enabling patients to resume their regular activities immediately after treatment. Best of all, it is non-invasive, effective and safe to treat any area on the face and body. The diode laser parameters are specially designed to match your skin type and hair type, assuring exceptionally exact and gentle treatments. For some very sensitive and/or reactive skin types, immediately after treatment, the area may appear and feel mildly sunburned, a reaction that usually subsides within a day or so.

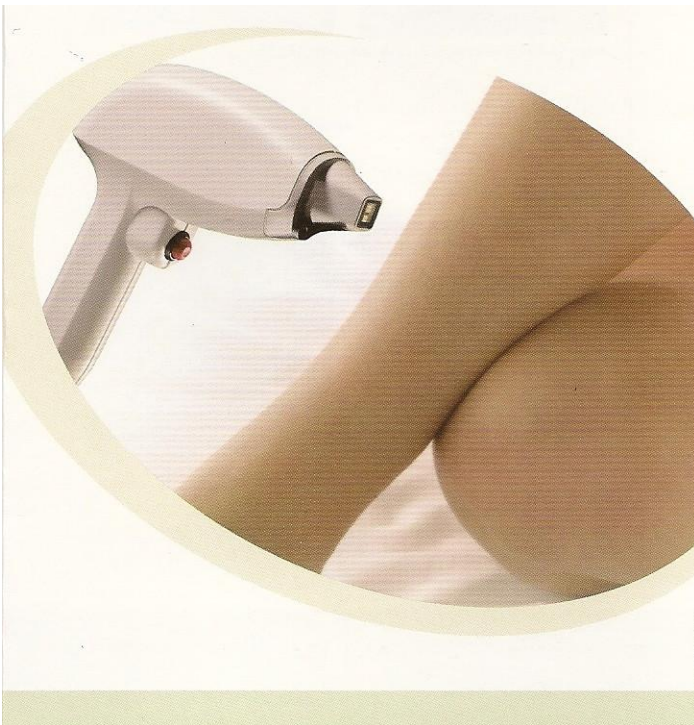
"The Soprano^{®XL} truly is virtually painless for hair removal. We have a number of clients in the office that started treatment elsewhere and found hair removal to be quite painful and uncomfortable. These patients have now been treated with the Soprano^{®XL} and say that it is really painless. Our patients say it feels like a warm massage and they find their results to be better than the hair removal lasers used by other offices." (See testimonials at the end of this presentation.)



- **IN-Motion technology**
A breakthrough in patient comfort, a low fluence, not high, makes the Soprano^{XL} stand out in the industry. Instead of simply blasting unwanted hair, it heats the hair follicles to the proper damage point very gradually – without discomfort or longer treatment times.
- While laser is able to cover relatively large areas at high speed, the exact treatment time is determined by the size of the area being treated. The upper lip and underarm take only a few minutes; the legs may require up to an hour.
- **Works with all skin types.**
Soprano^{XL} works on all pigmented hair and all skin types - including tanned skin. Please Note: Hair must have pigment to achieve thermal damage. White, grey, red or light blond hair does not contain sufficient melanin to activate the laser energy.
- **Fast coverage rate.**
Soprano^{XL}'s hair removal hand piece features a huge 12x10 mm spot and up to 10 Hz repetition rate. The sweeping technique eliminates skipped spots often left by "one pulse at a time" lasers. This comprehensive coverage means smooth legs, arms, backs and faces - without the pain. In fact, patients have even compared the experience to a soothing hot stone massage

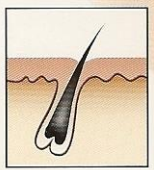
The Soprano^{XL} L system uses an 810 nm diode laser and is designed to perform hair removal procedure based upon the principle of photothermolysis. This method involves disabling hair regrowth mechanisms by raising the temperature of the hair follicle high enough to damage the follicles' germinative cells without damaging the epidermis and the surrounding tissue in the dermis. The germinative cells are those cells which are responsible for hair growth. The pigment of the hair and germinative cell absorb the light of the diode laser. Passing harmlessly through the skin, the light targets the pigment (melanin) within the hair follicle and hair shaft. The temperature of the targeted melanin in the hair follicle increases, which results in the target breakdown. Pigment destruction occurs when the light energy by the Soprano XL is absorbed by the melanin contained in the hair follicles.

The Soprano XL has a sapphire contact-cooling hand piece which allows laser energy to be directed to the hair root while protecting and cooling the surrounding skin for a greater degree of comfort, efficacy and safety.

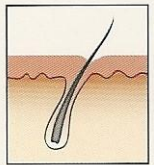


Regularity of scheduled treatments are necessary

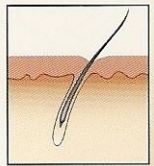
All hair follicles go through periods of dormancy and growth. As laser light only affects hair follicles that are actively producing hair at the time of treatment, resting follicles must enter the growth phase before they can be effectively treated. For this reason, treatment must be repeated until all hair follicles have passed through the growing phase. Clinical studies indicate that typically 6 – 8 treatments are needed at intervals of between 4 – 6 weeks.



During the active growth phase called **anagen**, the hair contains an abundance of melanin. This is the ideal stage for laser hair removal.









During the regression phase called **catagen**, the hair stops growing (transition to the dormant or resting stage) but is not shed yet and contains a certain amount of melanin.



During the resting phase called **telogen** (full resting to shedding stage) the old hair falls out in preparation for the growth of new hair.

There will be residue of hair left in the follicle which appears as a dark spot. Within the next two weeks all of the hairs that were treated will be expelled (fall out) from the follicles. You will see stubble-like hair and you may shave IT OR LOOFAH AS NECESSARY TO KEEP EXFOLIATING THE HAIR. For the following 4 weeks there will be a period of NO HAIR. This period generally lasts 6 weeks for facial hair and up to 12 weeks for body hair. At this point in time a new lighter and finer regrowth signals that the area can be retreated. **However, even if you do not see any regrowth, you must continue with your scheduled treatments in order to catch the regrowth that is in anagen stage beneath the surface of the skin (that you cannot see).**

Skin Types I – VI can safely be treated

Fitzpatrick Skin Types	Example	Tanning
I		<p>Never tans Always burns</p>
II		<p>Occasionally tans Usually burns</p>
III		<p>Tans on average Sometimes burns</p>
IV		<p>Usually tans Rarely burns</p>
V		<p>Mostly tans Almost never burns</p>
VI		<p>Never burns</p>

CONTRAINDICATIONS: (CANNOT BE TREATED WITH LASER)

- Herpes Simplex (cold sore) – Cannot treat in this area if inflamed or within one month of outbreak.
- Dermatitis – Cannot treat if inflamed
- Open Wound, lesion – Cannot treat
- H.I.V., Cancer (in particular skin cancer), Cannot treat if undergoing chemotherapy
- History of Keloid scarring
- Diabetes – Type I - insulin dependant (needs post care)
- Epilepsy – laser light can cause a seizure
- History of coagulopathies
- Pregnancy (included IVF) – Cannot treat due to no available data or testing
- Tattoos – cannot treat due to pigmentation of colour in tattoo (can treat 2” away from tattoo)
- If you are taking photosensitive medications and herbs for which 810nm light exposure is contraindicated, i.e. Accutane or Tetracycline (skin becomes thin and too sensitive to treat)
- Diseases which may be stimulated by light at 810nm
- Hormonal disorders (that are stimulated under intense light)
- Extreme sun or tanning bed exposure or tanning sprays/lotions during the 3 to 4 weeks prior to treatment and post treatment – (cannot treat sunburned skin)

Before Treatments Protocol

- Do not remove hairs with depilatory creams, waxing, sugaring, plucking/tweezing or electrolysis for 4 - 6 weeks prior
- If you get irritation from shaving, shave the morning of your treatment or let your service provider shave the area for you immediately before your treatment. (Minimal Shaving costs do apply)
- No sun exposure, tanning bed, or tanning sprays/lotions – 2 - 3 weeks prior treatment – will reduce the effectiveness of your treatment. Some clients hold their tan longer and this will result in lowering the laser settings to be able to treat your skin “safely”.

Day of Treatment

- Photo may be taken of area being treated for our records only, to keep record of the density of your hair. (Will be discussed during the consultation if photos are required.)

Post Treatment

- Do not shave the area for 48 hours after treatment
- Avoid vigorous rubbing, perfumes, strong scented lotions for 24 hours
- Avoid hot showers, baths for 24 hours. Luke warm is advisable.
- Avoid pools and hot tubs for 24 hours.
- Avoid extreme sun exposure without SPF, tanning bed, tanning sprays/lotion for at least 2 weeks after your treatment.
- Ensure that you use SUNSCREEN daily with broad spectrum UVA / UVB protection against UV rays for at least 4 (up to 8) weeks during the sunny months of the year (May – October) and sun holidays/vacations.

What to expect after the Treatment

- Within several minutes, the treated area may become slightly red or the hair follicles themselves may be slightly red and puffy. This is a normal reaction and will subside quickly and within a day or so the area returns to normal. Most people's skin return to normal right away.

Results

- Most clients will obtain a progressive reduction in the size and number of hairs with each treatment resulting in a 90% - 95% reduction of hairs.
- A small percentage of clients may have non-responding hair follicles that show significant regrowth.
- **PLEASE NOTE: Upper Lip, Chin, Neck and Sideburns** are areas REGULATED AND / OR STIMULATED BY HORMONIAL ACTIVITY which stimulate THE FOLLICLES – YOU MAY EXPERIENCE CONTINUED GROWTH and/or NEW HAIR GROWTH IN THOSE AREAS. Some clients who are experiencing a change in hormones, slight elevation of testosterone or are on medication altering their glandular or hormonal system may affect the results of the treatment. Some clients who have recently stopped taking the birth control pills may experience new hair growth 2 – 3 months after discontinuing OR commencing their meds. (This will be discussed in detail during a consultation which is customized for YOU.)

Effective June 5th, 2012, there will be an additional **charge for shaving services** if area is unshaven prior to your laser treatment. If you are requested to leave a patch of hair for further analysis, no charge will be enforced, otherwise the following will apply:

\$5 – for small areas

\$10 – for large areas

IF YOU HAVE ANY QUESTIONS OR CONCERNS – PLEASE DISCUSS WITH YOUR SERVICE PROVIDER – THANK YOU.