



THE SEMAPHORE

APRIL - JUNE 2023

### From our President: Jerald Peterson

Hello to the members of Wichita Toy Train Museum & Club. I have been fortunate to welcome 11 new member families into the museum this year so far. It is a great joy to see those smiling and excited faces going around looking at the different layouts and being able to participate running their trains.

I really enjoy seeing the members helping them to learn how to run their trains safely and the disciplines of learning how best to get enjoyment out of their trains.

The new HO layout has been a great draw to the museum and the group is making plans how best to make it better.

The new O gauge layout is making great strides in its design and landscaping. I really love the new campground that was built. Check it out.


The S gauge track has been cleaned and it is running great.

The Marcus layout track has been cleaned and it is time to start working on some features that need repaired.

Just a reminder that we have the Ark City Train show coming up and we are going to need assistance making this show a success.

We have two birthday parties coming up in the next few weeks and we will need to have runners on hand. Thank you to all of the members who help make our museum a success.

-----



W TTC is pleased to announce the roll-out of our new Gift Card. You can purchase these at the admission desk. You can add any amount to the card you wish, but the minimum amount is \$30.

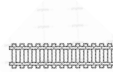

They can also be reloaded with additional dollars when all have been spent. They make great gifts for your favorite train enthusiast.

## O Gauge Layout Update...


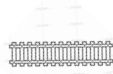
The new O-Gauge layout is progressing well. We have completed the ski slope and mountain, the mining area, and the lake. We are starting to work on the middle area that includes a campground and the town. If you haven't been in to see it for a while, you're in for a surprise.



A special thank you to Mike Shockey for building the ski slope. He had to make the ski lift from scratch as we couldn't find one in the right scale. We have received many customer comments about how realistic it looks. They especially like the "wipe-out" guy and rescuer. Shari Shockey and Sean Jamis pitched in to make the many, many trees you see on top of the mountain.



The lake area was my long-awaited project. Water features are my favorite. I had some problems getting the "water" product to dry, but after several coats it finally got there. I had to practice with the caulking to get the running water effect I was looking for. Hope you like our work so far. Have you found the deer around the lake?



We have some money available in our budget; however, we are in need of more donations to finish the project. We have never gotten to our goal of \$17,000. The plexiglass around the layout as well as the skirting will be large purchases and we don't have sufficient funds for these items. Much of the landscaping

products have come from volunteer donations and items we had on hand in the Club. If you enjoy running your trains on this layout or just enjoy seeing trains on it, we are asking you to consider a donation to the project. Maybe your employer would like to donate to this project. As with all donations to the Club, it can be tax deductible for you.



Thank you, Shirlene LeBleu  
O-Gauge Layout Chair





## Crazy Caboose Club...

The kids Crazy Caboose Club meets, beginning in May, on the 2nd Saturday of every month at 4:00pm. This is just before the club closes so many of you are already there. If your children haven't attended this event before, they are missing out on a fun activity. Crafts and railroad education are just a part of this fun time. Check out the photos below of our February meeting!





## NEW MEMBERS



Aaron & Patricia Friesen (with two children)

Davin Morris (with two children)

Mason & Rebecca Houfek


Craig Nickerson (with two children),

Gregory Wosylns


## New Meters on the O Layout

You may have noticed recently some more meters have showed up on the back of the new layout. If you didn't know the existing meters (now the top row of meters) show voltage going to different power districts of the layout. Behind the meters it is painted with the same color wire we used for that power district, that also corresponds with the color of the drawers down below where it is also labeled. The top meters show voltage or the potential to do "work" (make trains run) the new meters on the bottom row show amperage or the "strength of the electrical current" (locomotive struggling up a hill). This can do a number of things, allow you to see what your train may draw just sitting which could include passenger car lighting and smoke units. As a train starts to move the amp draw will increase and with cruise control equipped locomotives the amp draw will change as the locomotive pulls the train across level track or when it starts to climb a hill and even when it starts to head downhill. Each of our mainlines and the yard are equipped with two 180W Lionel PowerHouse transformers that feed a 360W LEGACY PowerMaster. This means you have the capability to use up to 360W of power, a Watt(W) is the "actual work done". If you take our nominal voltage of 18V and divide that by the available wattage of 360W that gives each power district the ability to sustain 20A of current, most trains do good to hit 10A with incandescent lighted cars and Pullmore motors with the set up on the layout this makes sure we can run just about any train and if your ambitious enough even two trains on the same track.

-By: Zachariah Hubl



## Upcoming Train Shows



- ◆ **WTTC Ark City Train Show: Arkansas City, KS**  
April 15, 2023 - 9am-4pm Agri-Business Building 712 W. Washington
- ◆ **Center of the Nation Model Railroad Expo: Hutchinson, KS**  
June 3, 2023 9am-5pm & June 4, 2023 10am-3pm  
Kansas State Fairgrounds Pride of Kansas Building
- ◆ **WTTC Fall Train Show: Wichita, KS**  
October 27, 2023 - 9am-5pm & October 28, 2023 10am-3pm



## HAPPY BIRTHDAY!

April - June

**April 14**

Frank LeBleu

**April 29**

Robert Borgman

**April 30**

June Meister

**May 3**

Nancy Parsons

**May 7**

Zachariah Hubl

**May 20**

Gary Thompson

**May 26**

Ken Flower

**May 28**

John Flinn

**June 10**

Mike Gable

**June 29**

Mason Houfek



## HAPPY ANNIVERSARY

April - June

**April 20**

Gary & Cheryl Thompson

**April 28**

John & Kathy Flinn

**June 26**

Frank & Shirlene LeBleu

**June 30**

Jesse & Amy LeMaster

"The only way of catching a train I have ever discovered is to miss the train before."

— G.K. Chesterton



### Wichita Toy Train Club

#### Officers

President: Jerald Peterson

Vice President: Brian Chestnut

Secretary: Shirlene LeBleu

Treasurer: Albert Hubl

Jr. Director: Isaac Langhofer

#### Board Members

Norval Alliston

Bob Crawford

John Flinn

Zachariah Hubl

Greg Jamis

Ben Langhofer

Rich Parsons

Conrad Youngbloom

#### Hours and Admission:

Saturdays 10AM - 5PM (except holidays)

6 through 12: \$4 Age 13 and older: \$7

-----  
130 South Laura Street  
Wichita, Kansas 67211  
(620) 837-3006  
wichitatrainmuseum.org