



▶ SANTA FE CLASSIC



POWERFUL, EFFICIENT AND BOASTING A STREAMLINED LOOK, OUR **CLASSIC SERIES** IS ONE OF OUR MOST FAVORED, AND IS ESSENTIAL FOR ANY BASEMENT OR FINISHED SPACE. POPULAR AND PROVEN, IT RECEIVES SOME OF OUR HIGHEST CUSTOMER RATINGS.

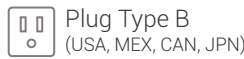
MODEL 4029700

PERFORMANCE

Water Removal	@ 80°F and 60%RH	@ 70°F and 60%RH
	110 Pints / 13.75 Gallons	90 Pints / 11.25 Gallons
Efficiency	6.3 Pints/kWh	5.8 Pints/kWh
Energy Factor	3.0 L/kWh	2.7 L/kWh
Blower	275 CFM @ 0.0" WG	
Operating Temperature	56°F Min., 95°F Max.	
Basement Sizing	2,500-2,900 Sq. Ft. / 25,000-29,000 Cu. Ft.	

ELECTRICAL

Power	700 watts @ 80°F and 60% RH
Supply Voltage	115 volt – 1 phase – 60 Hz
Current Draw	6.4 amps
Power Cord	9', 115 VAC, Ground

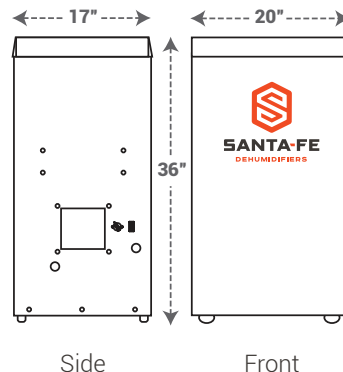


SPECIFICATIONS

Drain Connection	3/4" Threaded Female NPT
Drain Hose	6' Direct Gravity Drain Hose (9/16" ID x 3/4" OD)
Refrigerant	R410A, 1 lb. 9 oz.
Unit Dimensions	20"W x 36"H x 17"D
Unit Weight	110 lbs.

SHIPPING

Shipping Dimensions	24"W x 44"H x 21"D
Shipping Weight	117 lbs.
Pallet Quantity	1 per pallet
UPC Number	859029004953
Shipping Options	UPS and LTL



Specifications are subject to change without notice.
Water removal is based on pints / gallons per day.
Basement sizing based on 10 foot ceiling height.

FEATURES

- + Vertical configuration great for basement applications
- + High capacity blower for optimal air movement
- + Optional duct kits and condensate pumps provide multiple installation options for greater flexibility
- + Engineered for low temperature operation and the air flow issues that basements present
- + Auto restart allows the dehumidifier to automatically restart after a power outage




SANTA-FE™
DEHUMIDIFIERS



BUILT TO LAST. BUILT TO PERFORM.

FILTRATION



PRE-FILTER


- + Prevents debris from damaging unit
- + Durable material in a metal frame
- + 16" x 20" x 2"



MERV-13 FILTER

- + Designed to trap particles down to 0.3 microns
- + 90% ASHRAE Dust Spot
- + 16" x 20" x 2"

INSTALLATION



PUMP KIT

- + For use in spaces where gravity drain is not possible
- + Includes 20-foot drain hose, giving the option to run longer distances
- + Pump features a float switch that directs it to run only when needed



DUCT KITS

- + Ideal for spaces that require extra air flow
- + Return duct attaches to top of dehumidifier
- + Supply duct kit attaches to supply outlet on side of dehumidifier

REPLACEMENT PARTS

4022254	Accumulator	4025741	Defrost Thermostat
4021475	Air Filter, Pleated	4021648	Defrost Control Mounting Clip
4021468	Air Filter, Foam	4033925-05	Evaporator Coil
4028240	Blower Capacitor	4029510	Filter/Drier
4036164-02	Capillary Tubes	4021626	Drain Hose
4029168	Compressor	4025087	Humidity Controller
4029169	Comp. Overload	4021495	Humidity Controller Knob
4033032-05	Comp. Capacitor	4025560	Fan Switch
4028226-02	Condenser Coil	4021471	Wheel
4021409	Cord / Wire Harness		

PART NO. ITEM

4021468	Pre-Filter
4028522	Pre-Filters 12-Pack
4039391	MERV-13 Filter
4037733	MERV-13 Filter, 4-Pack
4037734	MERV-13 Filter, 12-Pack

PART NO. ITEM

4022220	Pump Kit
---------	----------

PART NO. ITEM

4021453	Supply and Return Duct Kit
4026859	6" Flex Duct, 25'
4020128	6" Insulated Flex Duct, 25'
4020623	8" Supply Collar
4027415	8" Flex Duct, 25'
4020177	8" Insulated Flex Duct, 25'

The Santa Fe team is available Monday - Friday, 8 am - 5 pm CT.

We want to hear from you, so don't hesitate to reach out.

Need help with a warranty claim? Contact us at 800-533-7533.

Contact Customer Service at orders@thermastor.com.