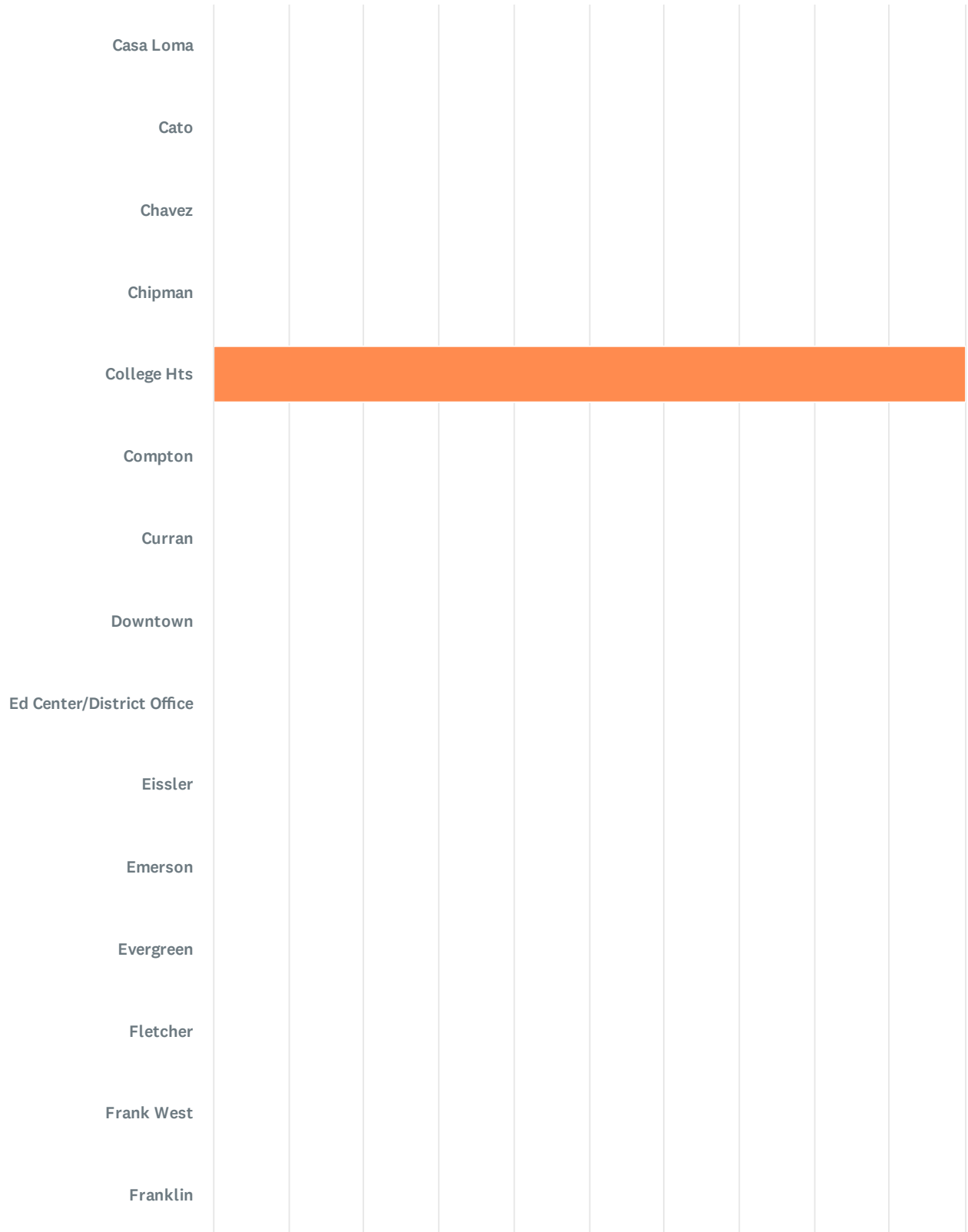
























Q1 School Site (If you work at multiple sites, choose your home site OR complete a survey for each site at which you spend significant time.)























Answered: 5 Skipped: 0



2025-2026 BETA Administration/Site Climate Survey

Answer Choices	Percentage	Responses
 Casa Loma	0%	0
 Cato	0%	0
 Chavez	0%	0
 Chipman	0%	0
 College Hts	100.00%	5
 Compton	0%	0
 Curran	0%	0
 Downtown	0%	0
 Ed Center/District Office	0%	0
 Eissler	0%	0
 Emerson	0%	0
 Evergreen	0%	0
 Fletcher	0%	0
 Frank West	0%	0
 Franklin	0%	0
 Fremont	0%	0
 Garza	0%	0
 Harding	0%	0
 Harris	0%	0
 Horace Mann	0%	0
 Hort	0%	0
 Jefferson	0%	0
Total		5

2025-2026 BETA Administration/Site Climate Survey

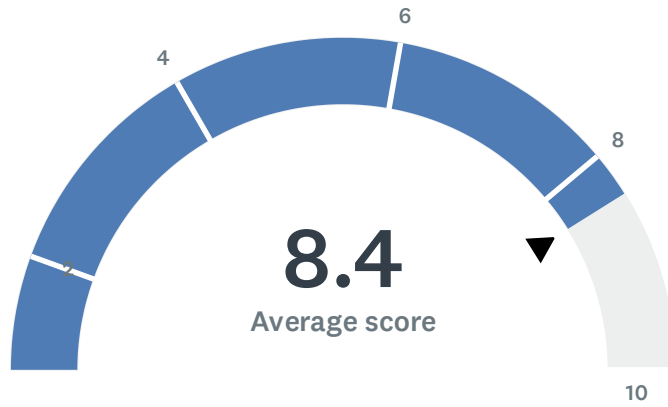
Answer Choices	Percentage	Responses
 Lincoln Jr. High	0%	0
 Longfellow	0%	0
 McKinley	0%	0
 MLK	0%	0
 Mt.Vernon	0%	0
 Munsey	0%	0
 Nichols	0%	0
 Noble	0%	0
 Owens Elementary	0%	0
 Pauly	0%	0
 Pioneer	0%	0
 Rafer Johnson	0%	0
 Roosevelt	0%	0
 School Nurse	0%	0
 Sequoia	0%	0
 Sierra	0%	0
 Stella Hills	0%	0
 Stiern	0%	0
 Thorner	0%	0
 VAPA	0%	0
 Voorhies	0%	0
 Washington	0%	0
Total		5

2025-2026 BETA Administration/Site Climate Survey

Answer Choices	Percentage	Responses
 Wayside	0%	0
 William Penn	0%	0
 Williams	0%	0
 Other (please specify) Show responses	0%	0
Total		5

Q2 Site administration is sensitive to the needs of students, staff, and the community.

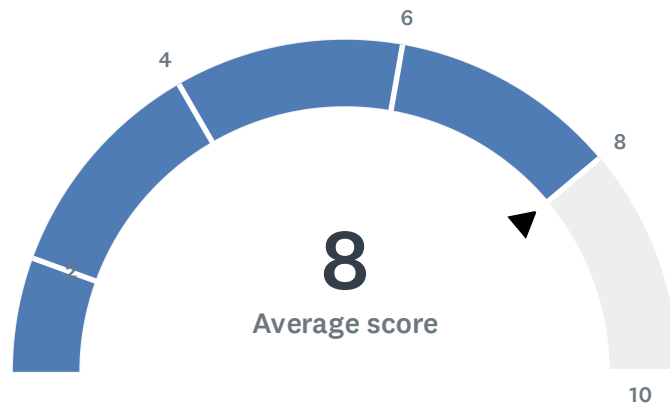
Answered: 5 Skipped: 0



Basic statistics (i)				
Minimum	Maximum	Median	Mean	Standard Deviation
6.00	10.00	9.00	8.40	1.62

Q3 Site administration treats staff with respect; you feel like a valued member of a team.

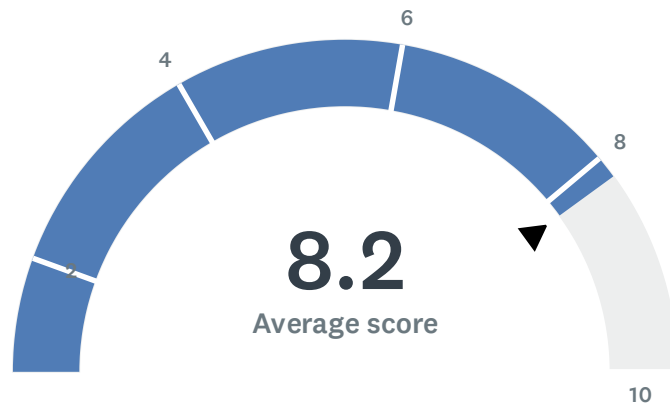
Answered: 5 Skipped: 0



Basic statistics (i)				
Minimum	Maximum	Median	Mean	Standard Deviation
3.00	10.00	9.00	8.00	2.61

Q4 Site administration conducts classroom visits in the least disruptive manner and leaves timely feedback (within 48 hours).

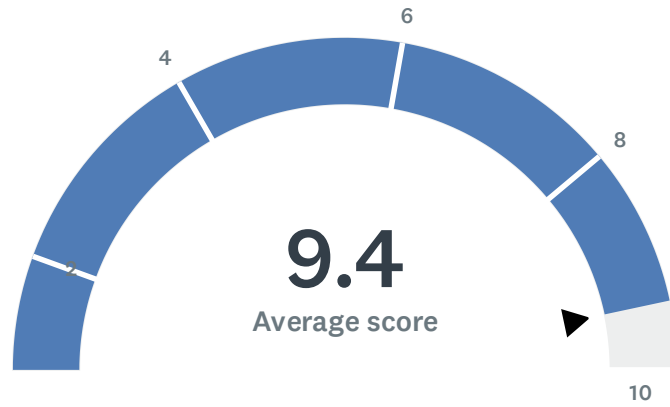
Answered: 5 Skipped: 0



Basic statistics (i)				
Minimum	Maximum	Median	Mean	Standard Deviation
2.00	10.00	10.00	8.20	3.12

Q5 Site administration follows the contract and respects personal rights.

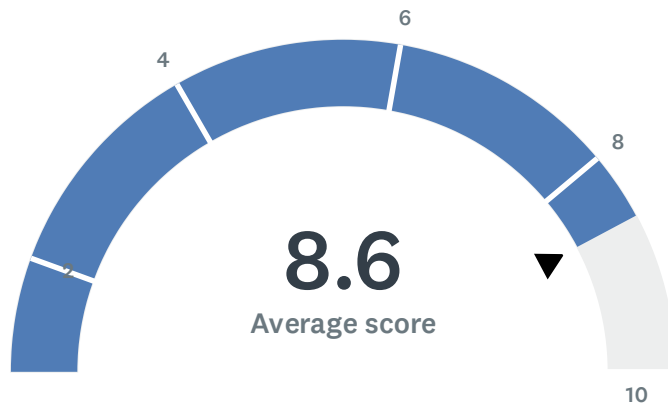
Answered: 5 Skipped: 0



Basic statistics ⓘ				
Minimum	Maximum	Median	Mean	Standard Deviation
8.00	10.00	10.00	9.40	0.80

Q6 Administration utilizes staff according to their job description (ie. Coaches, APL's, Specialists & Staff).

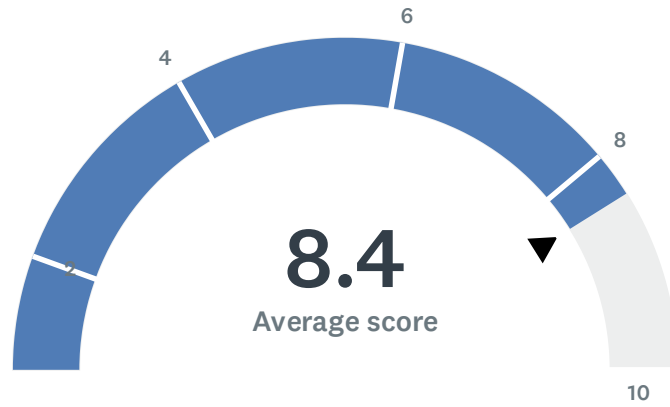
Answered: 5 Skipped: 0



Basic statistics (i)				
Minimum	Maximum	Median	Mean	Standard Deviation
5.00	10.00	9.00	8.60	1.85

Q7 Administration maintains open communication with staff, parents, and students.

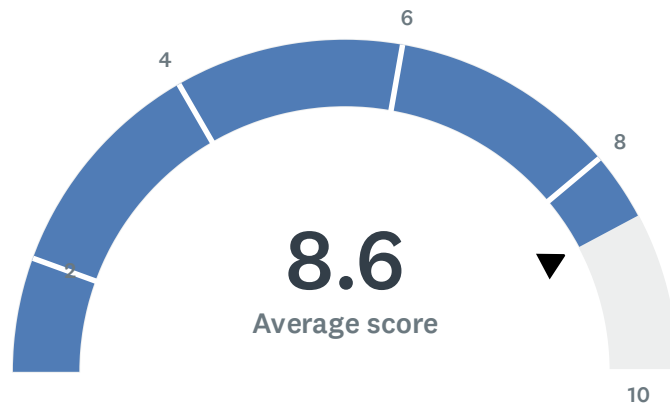
Answered: 5 Skipped: 0



Basic statistics (i)				
Minimum	Maximum	Median	Mean	Standard Deviation
6.00	10.00	9.00	8.40	1.62

Q8 Administration supports staff against attacks and criticism from parents.

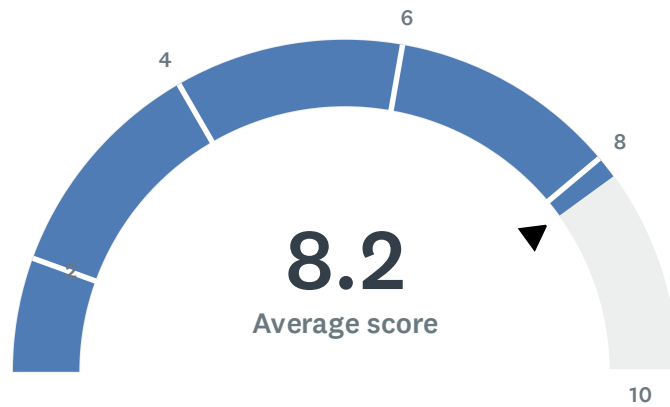
Answered: 5 Skipped: 0



Basic statistics (i)				
Minimum	Maximum	Median	Mean	Standard Deviation
7.00	10.00	9.00	8.60	1.02

Q9 Site administration treats all teachers equally; there is no preferential treatment.

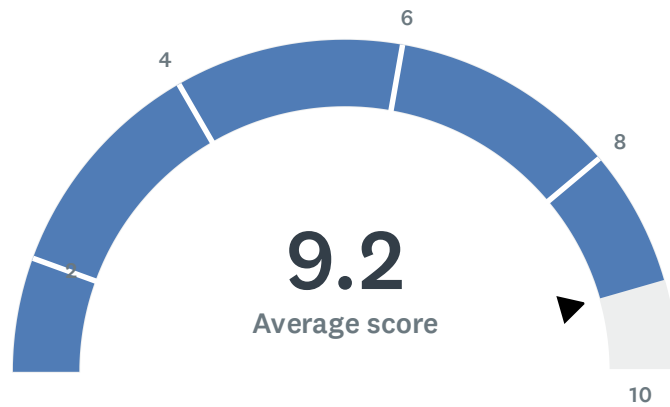
Answered: 5 Skipped: 0



Basic statistics (i)				
Minimum	Maximum	Median	Mean	Standard Deviation
2.00	10.00	10.00	8.20	3.12

Q10 Site administration has been supportive and minimizes additional stress.

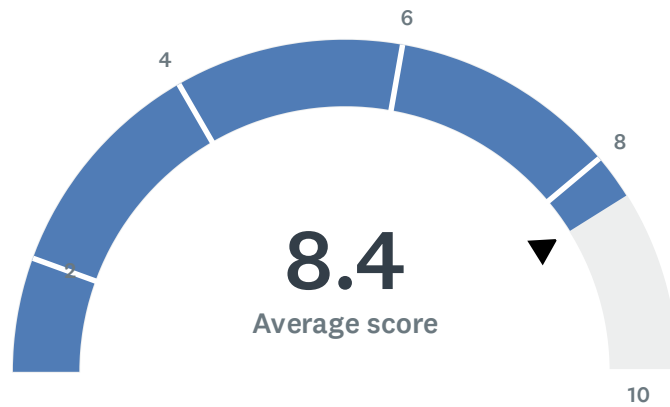
Answered: 5 Skipped: 0



Basic statistics (i)				
Minimum	Maximum	Median	Mean	Standard Deviation
7.00	10.00	10.00	9.20	1.17

Q11 Administration communicates expectations and information in an effective and timely manner.

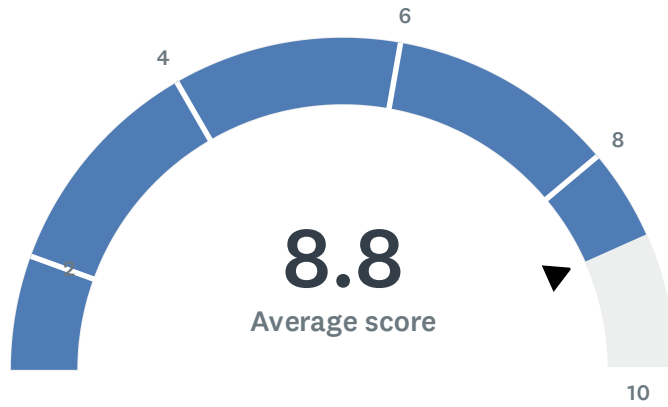
Answered: 5 Skipped: 0



Basic statistics (i)				
Minimum	Maximum	Median	Mean	Standard Deviation
6.00	10.00	9.00	8.40	1.62

Q12 Your site administration ensures positive working conditions at your worksite.

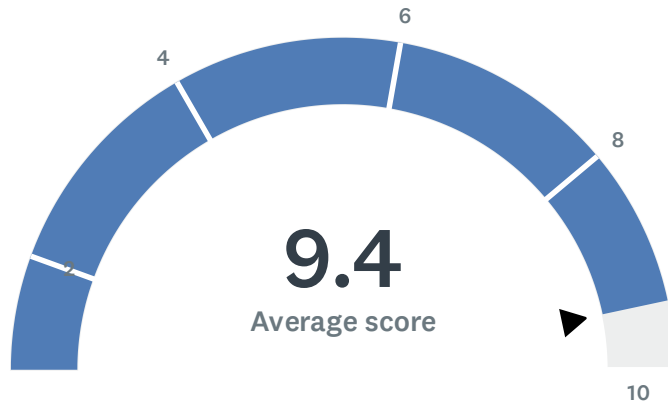
Answered: 5 Skipped: 0



Basic statistics (i)				
Minimum	Maximum	Median	Mean	Standard Deviation
5.00	10.00	10.00	8.80	1.94

Q13 Site administration is thoughtful/smart when calling "Inclement Weather" (rainy day, extreme temperatures, too windy, air quality, etc.) schedule.

Answered: 5 Skipped: 0



Basic statistics (i)				
Minimum	Maximum	Median	Mean	Standard Deviation
8.00	10.00	10.00	9.40	0.80

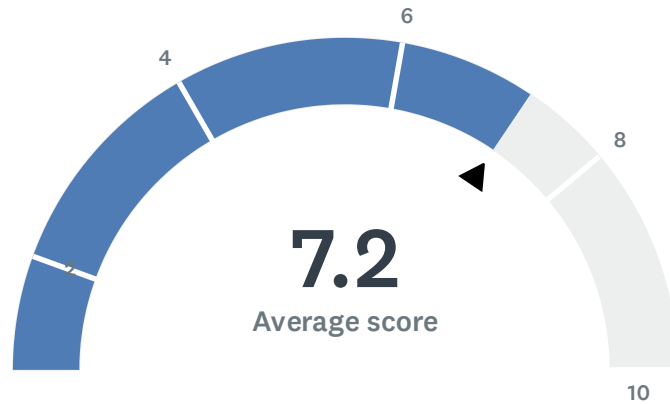
Q14 Do you have any comments, thoughts, or concerns about site administration?

Answered: 1 Skipped: 4

#	RESPONSES	
1	This year, site administration has exercised its discretion to reassign a significant number of senior staff members to different grade levels against their wishes. These actions have negatively impacted staff morale and caused considerable stress among employees, many of whom now fear they may be subject to similar changes. He is also promoting newer staff members to grade level lead positions over more experienced educators.	

Q15 Site staff is involved in setting school policies and budgetary priorities.

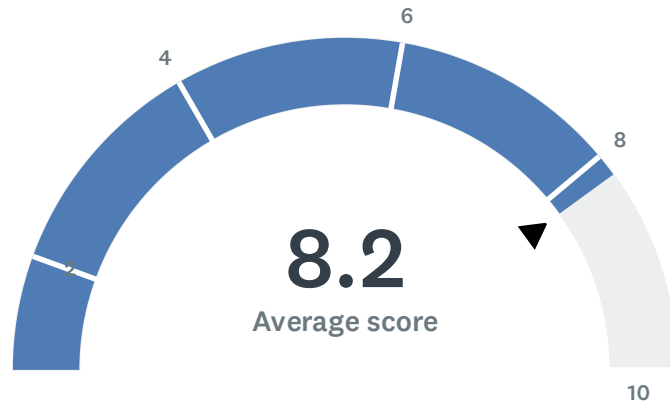
Answered: 5 Skipped: 0



Basic statistics ⓘ				
Minimum	Maximum	Median	Mean	Standard Deviation
2.00	10.00	7.00	7.20	2.93

Q16 Site meetings are productive and not excessive.

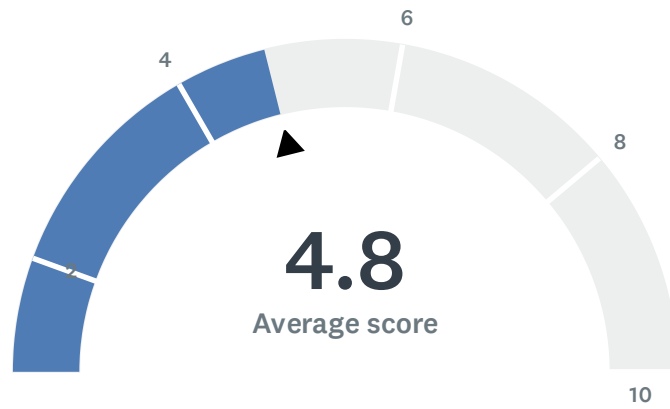
Answered: 5 Skipped: 0



Basic statistics (i)				
Minimum	Maximum	Median	Mean	Standard Deviation
5.00	10.00	9.00	8.20	1.72

Q17 Meetings, 504s, and/or IEPs scheduled outside of contractually guaranteed planning/preparation time?

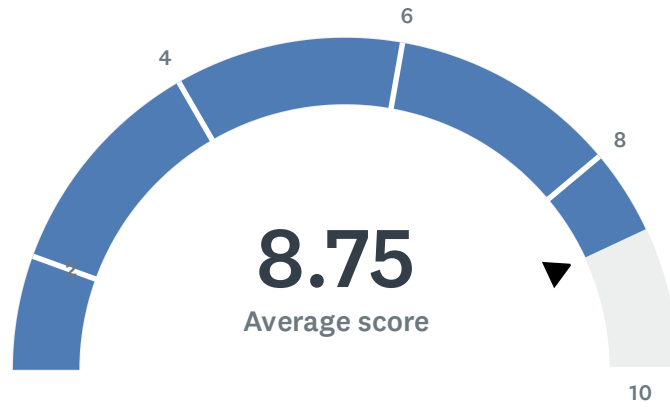
Answered: 5 Skipped: 0



Basic statistics (i)				
Minimum	Maximum	Median	Mean	Standard Deviation
1.00	8.00	5.00	4.80	2.93

Q18 My site receives daily, consecutive, uninterrupted planning/preparation time. (30 minutes / 40 minutes)

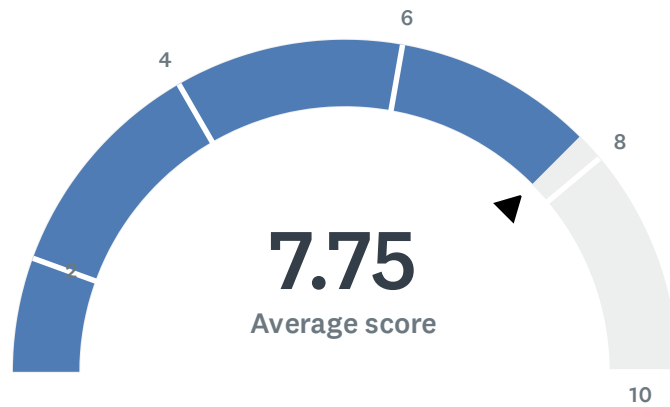
Answered: 4 Skipped: 1



Basic statistics (i)				
Minimum	Maximum	Median	Mean	Standard Deviation
8.00	10.00	8.50	8.75	0.83

Q19 Staff is given time (on duty) to input district-required data (i.e., Benchmarks, Dibels, CFAs, Report Cards, etc.).

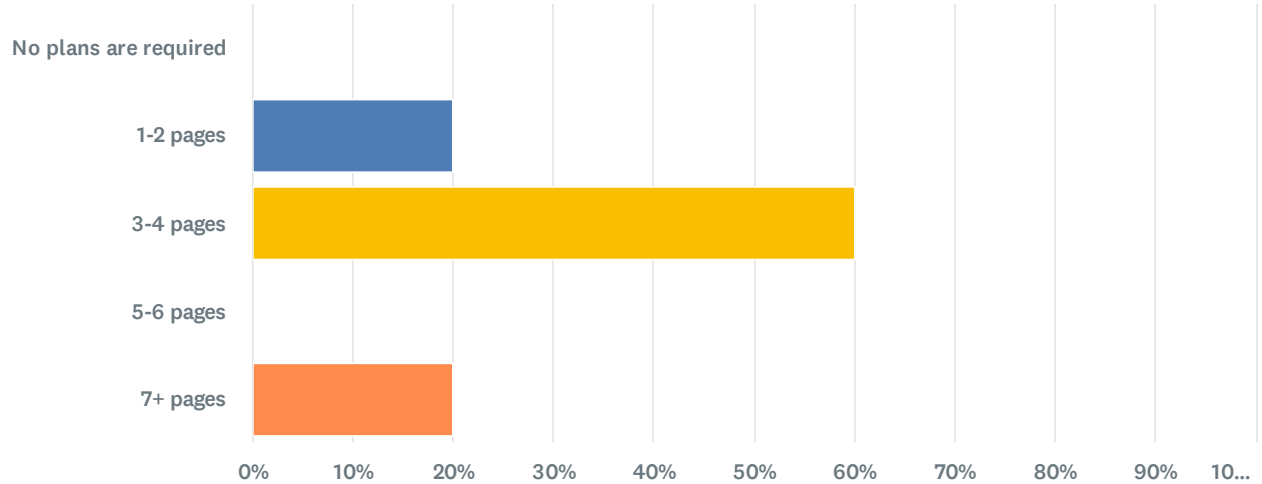
Answered: 4 Skipped: 1



Basic statistics (i)				
Minimum	Maximum	Median	Mean	Standard Deviation
5.00	9.00	8.50	7.75	1.64

Q20 Teachers are required to submit complete, but not excessively lengthy lesson plans.

Answered: 5 Skipped: 0



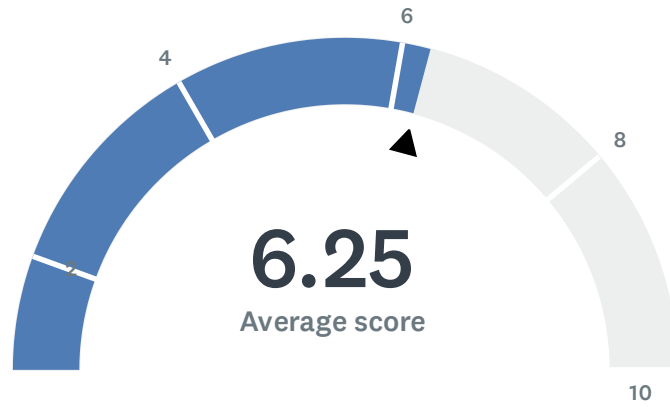
Answer Choices	Percentage	Responses
● No plans are required	0%	0
● 1-2 pages	20.00%	1
● 3-4 pages	60.00%	3
● 5-6 pages	0%	0
● 7+ pages	20.00%	1
Show comments		
Total		5

2025-2026 BETA Administration/Site Climate Survey

#	COMMENT	
1	There is no consistency between grade levels	

Q21 Staff (teachers and/or coaches) have recess duty.

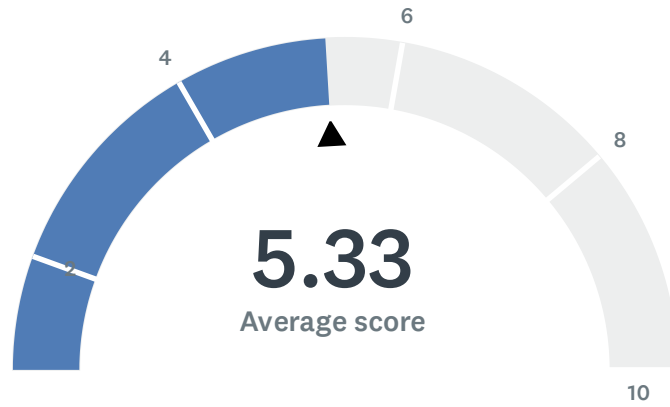
Answered: 4 Skipped: 1



Basic statistics (i)				
Minimum	Maximum	Median	Mean	Standard Deviation
1.00	10.00	7.00	6.25	3.56

Q22 Staff (teachers and/or coaches) have bus (arrival/dismissal) duty.

Answered: 3 Skipped: 2



Basic statistics ⓘ				
Minimum	Maximum	Median	Mean	Standard Deviation
1.00	10.00	5.00	5.33	3.68

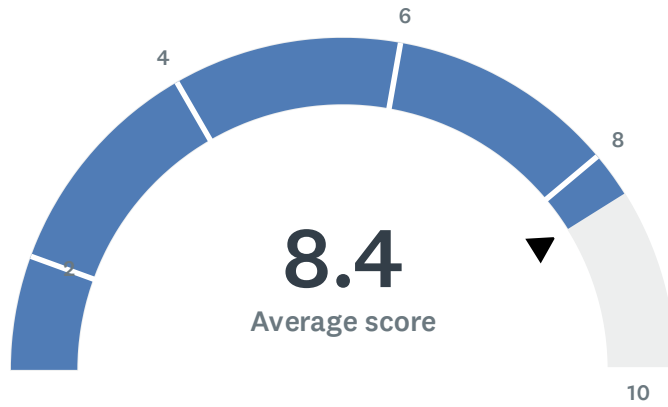
Q23 Do you have any comments, thoughts, or concerns about site operations, duties, and responsibilities?

Answered: 1 Skipped: 4

#	RESPONSES
1	Site admin is usually supportive and does not require teachers to perform recess duty

Q24 Staff and students feel safe.

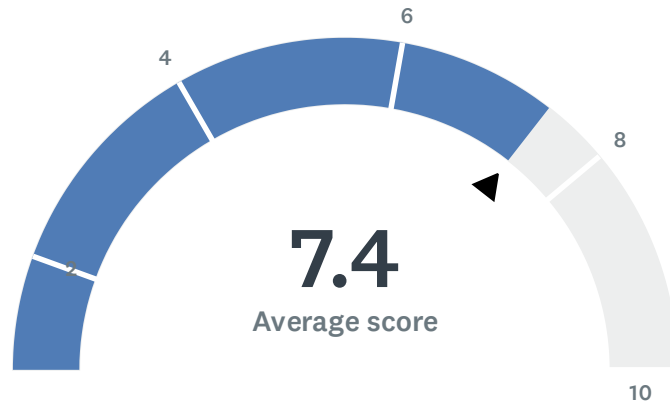
Answered: 5 Skipped: 0



Basic statistics ⓘ				
Minimum	Maximum	Median	Mean	Standard Deviation
7.00	10.00	8.00	8.40	1.36

Q25 Administration has been helpful and supportive regarding student discipline.

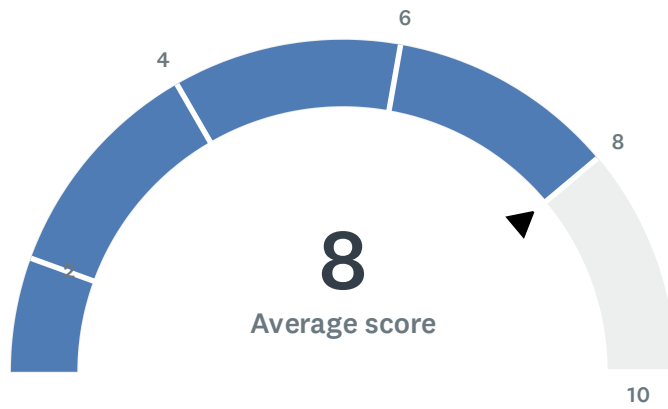
Answered: 5 Skipped: 0



Basic statistics ⓘ				
Minimum	Maximum	Median	Mean	Standard Deviation
2.00	10.00	9.00	7.40	2.87

Q26 Teachers have been given or trained to use effective tools to improve behavior.

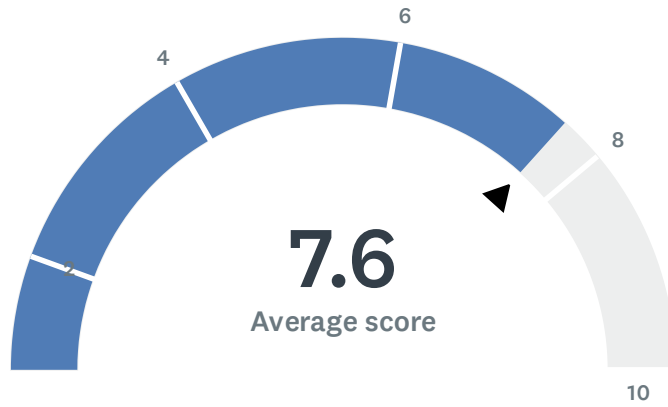
Answered: 5 Skipped: 0



Basic statistics (i)				
Minimum	Maximum	Median	Mean	Standard Deviation
6.00	10.00	8.00	8.00	1.41

Q27 Administration supports classroom discipline procedures and follows District discipline guidelines.

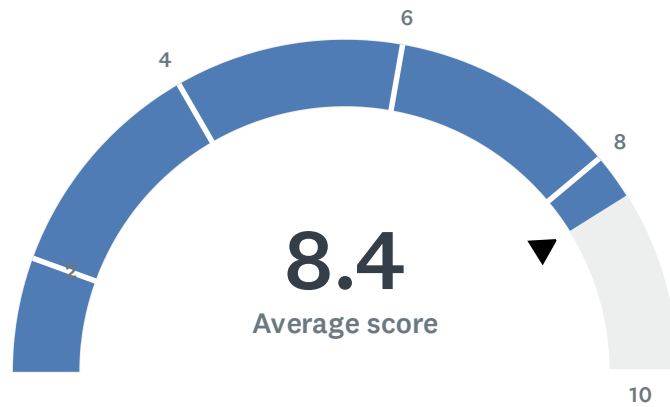
Answered: 5 Skipped: 0



Basic statistics (i)				
Minimum	Maximum	Median	Mean	Standard Deviation
4.00	9.00	8.00	7.60	1.85

Q28 When ODRs (office disciplinary referrals) are written, the teacher's word is valued and trusted.

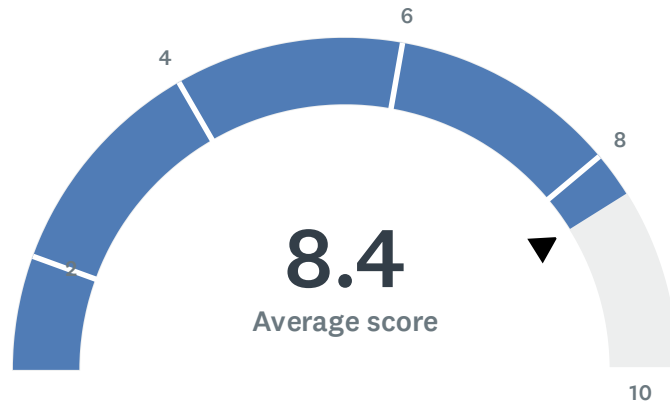
Answered: 5 Skipped: 0



Basic statistics (i)				
Minimum	Maximum	Median	Mean	Standard Deviation
6.00	10.00	9.00	8.40	1.62

Q29 My site has a positive atmosphere.

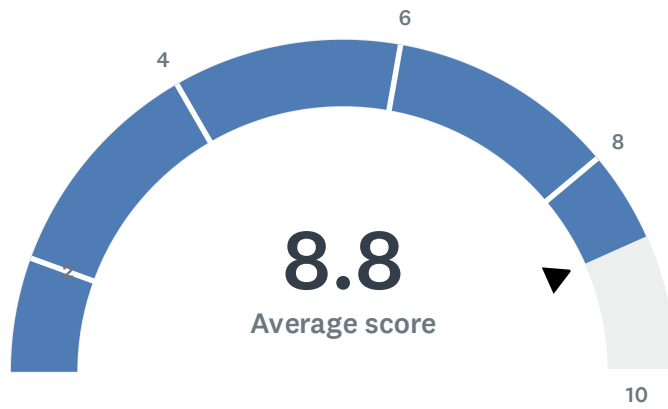
Answered: 5 Skipped: 0



Basic statistics ⓘ				
Minimum	Maximum	Median	Mean	Standard Deviation
7.00	10.00	8.00	8.40	1.02

Q30 I would recommend my site to other employees and prospective teachers.

Answered: 5 Skipped: 0



Basic statistics (i)				
Minimum	Maximum	Median	Mean	Standard Deviation
7.00	10.00	9.00	8.80	1.17

Q31 Do you have any final comments, thoughts, or concerns about PBIS, Discipline, and/or Site Atmosphere?

Answered: 1 Skipped: 4

#	RESPONSES	
1	<p>PBIS is a joke. We have two BIS's and students don't get the skills they need to cope with behaviors. Students often go to the principal and return with gifts or trinkets. Our Campus supervisor is good, but often forgets to email teachers about situations and rarely inputs referrals that should be in our system. The climate has changed and some teachers don't feel as respected as they used have been in the past. Look at the team leads, and you can clearly see the principal prefers young inexperienced teachers over seasoned professionals. he has the inexperienced leading the experienced and this is just bad optics and poor decision making.</p>	

Q32 Do you have any overall comments about your site and/or its administration?

Answered: 1 Skipped: 4

#	RESPONSES	
1	Site admin is still respected and is trying to make the school his own, but sometimes goes about it the wrong way. He will learn that when you have a school that runs well with teams that all get along, you don't shake things up.	