

# H 301



Description	Weight (lb)	Size (mm)	Packing			
			Quantity (doz)	Gross wt. (Kg.)	Net. wt. (kg.)	Dimensions L x W x H (mm)
<b>HOE</b> Bright and black painted	2.5	235 X 140	2	28	27	355 X 315 X 170
	3	245 X 155	2	33.5	32.6	325 X 365 X 195
	3.5	255 X 165	2	39.2	38	325 X 365 X 195
	4	270 X 170	2	44.7	43.5	325 X 365 X 205

# H 302



Description	Weight (lb)	Size (mm)	Packing			
			Quantity (doz)	Gross wt. (Kg.)	Net. wt. (kg.)	Dimensions L x W x H (mm)
<b>HOE</b> Bright and black painted	2.5	230 X 175	2	28	27	375 X 315 X 170
	3.25	-	1	18.7	17.6	245 X 165 X 110
	3.5	-	1	20	19	245 X 165 X 110
	4	-	1	23	21.7	245 X 165 X 110

# H 304



Description	Weight (lb)	Size (mm)	Packing			
			Quantity (doz)	Gross wt. (Kg.)	Net. wt. (kg.)	Dimensions L x W x H (mm)
<b>HOE</b> Bright and black painted	2	-	2	22.3	21.7	320 X 320 X 170
	2.25	224 X 166	2	24.4	25	280 X 330 X 210
	2.5	234 X 180	2	28	27	375 X 335 X 190
	2.75	240 X 190	2	30.8	30	375 X 335 X 190
	3	255 X 198	2	33.6	32.6	375 X 375 X 195

# H 10x8



Description	Weight (lb)	Size (mm)	Packing			
			Quantity (doz)	Gross wt. (Kg.)	Net. wt. (kg.)	Dimensions L x W x H (mm)
<b>HOE</b> Bright and black painted	4	254 X 203	2	44.8	43.5	375 X 385 X 235

# H 9x9



Description	Weight (lb)	Size (mm)	Packing			
			Quantity (doz)	Gross wt. (Kg.)	Net. wt. (kg.)	Dimensions L x W x H (mm)
<b>HOE</b> Bright and black painted	3.25	229 X 229	2	36.3	35.3	355 X 315 X 220

**P 420**

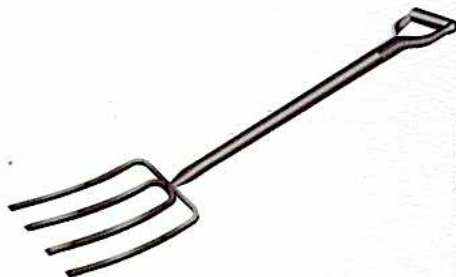
Description	Weight (lb)	Packing		
		Quantity (pc)	Gross wt. (Kg.)	Net. wt. (kg.)
<b>PICKAXE</b> oval eye, chisel & point, black painted & polished double end, 2" width chisel	5.5	6	16	15

**P 407**

Description	Weight (lb)	Packing		
		Quantity (pc)	Gross wt. (Kg.)	Net. wt. (kg.)
<b>CUTTER MATTOCK</b> oval eye	4.5	6	13	12
	5	6	15	14
	5	10	24	22

**G DF 02**

**FORGED DIGGING FORK**  
4 Tines welded and forged  
painted black

**G DF YD 01**

**DIGGING FORK**  
Metal Shaft YD Grip 4 Tines welded and forged  
painted black

**CK AKE 01**

**CURVED RACK**

P 415



Description	Weight (lb)	Packing		
		Quantity (pc)	Gross wt. (Kg.)	Net. wt. (kg.)
RAILWAY PICK (CLAY PICK) chisel & point style with No.6 eye, black finished or red painted	5	6	15	13.6
	6	6	18	16
	7	6	21	19

P 424



Description	Weight (lb)	Packing		
		Quantity (pc)	Gross wt. (Kg.)	Net. wt. (kg.)
PICK oval eye, chisel & point, all black painted	2.5 (kg)	6	16	15
	3 (kg)	6	19	18
	3.5 (kg)	6	22	21

P 428



Description	Weight (lb)	Packing		
		Quantity (pc)	Gross wt. (Kg.)	Net. wt. (kg.)
PICK round eye, chisel & point, bright & black painted or all black painted	2.5 (kg)	6	16	15
	3 (kg)	6	19	18

P 429R



Description	Weight (lb)	Packing		
		Quantity (pc)	Gross wt. (Kg.)	Net. wt. (kg.)
HOE MATTOCK bright & black or red painted No. 6 eye pattern	3.5	12	20.5	19

P 434



Description	Weight (lb)	Packing		
		Quantity (pc)	Gross wt. (Kg.)	Net. wt. (kg.)
PICK oval eye, chisel & point, bright & red painted	1 (kg)	12	12.8	12
	1.5 (kg)	12	19.1	18

**H 317**

Description	Weight (lb)	Size (mm)	Packing			
			Quantity (doz)	Gross wt. (Kg.)	Net. wt. (kg.)	Dimensions L x W x H (mm)
<b>HOE</b> Bright and black painted	2.5	226 X 164	2	28	27	355 X 315 X 180

**H 318**

Description	Weight (lb)	Size (mm)	Packing			
			Quantity (doz)	Gross wt. (Kg.)	Net. wt. (kg.)	Dimensions L x W x H (mm)
<b>HOE</b> Bright and black painted oval eye	1.75	160 x 190	2	19.6	19	325 X 245 X 180
	2	176 x 200	2	22.4	21.7	345 X 265 X 180

**H 319**

Description	Weight (lb)	Size (mm)	Packing			
			Quantity (doz)	Gross wt. (Kg.)	Net. wt. (kg.)	Dimensions L x W x H (mm)
<b>HOE</b> Bright and black painted	2	175 X 154	2	22.4	21.7	375 X 255 X 150


**H 320**

Description	Weight (lb)	Size (mm)	Packing			
			Quantity (doz)	Gross wt. (Kg.)	Net. wt. (kg.)	Dimensions L x W x H (mm)
<b>HOE</b> Bright and black painted	3.25	215 X 220	2	36.3	35.3	395 X 345 X 190

**H 324**


Description	Weight (lb)	Size (mm)	Packing			
			Quantity (doz)	Gross wt. (Kg.)	Net. wt. (kg.)	Dimensions L x W x H (mm)
<b>PLANTER HOE</b> Round eye black painted	1.5	-	1	8.5	8.1	330 X 280 X 95
	2	-	1	11.3	10.8	350 X 300 X 95

## PLOUGH



Description	Weight (Kg.)	Packing		
		Quantity (pc)	Gross wt. (Kg.)	Net. wt. (kg.)
<b>ANIMAL PLOUGH</b>	2.250	12	28	27

## MALLODA



Description	Weight (Kg.)	Packing		
		Quantity (pc)	Gross wt. (Kg.)	Net. wt. (kg.)
<b>MALLODA HOE</b>	0.650	24	17	16

## SQ SP 01



Description	Weight (Kg.)	Packing		
		Quantity (pc)	Gross wt. (Kg.)	Net. wt. (kg.)
<b>SQUARE SPADE</b> Bright and black painted	1	24	25	24

## SQ SP 02



Description	Weight (Kg.)	Packing		
		Quantity (doz)	Gross wt. (Kg.)	Net. wt. (kg.)
<b>SQUARE SPADE FORGED</b> Bright and black painted	1.3	1	32	31.2

## HT SP 03



Description	Weight (Kg.)	Packing		
		Quantity (doz)	Gross wt. (Kg.)	Net. wt. (kg.)
<b>HEART SPADE FORGED</b> black painted	1.200	1	30	28.800

# CV 01



Description	Weight (Kg.)	Packing		
		Quantity (pc)	Gross wt. (Kg.)	Net. wt. (kg.)
<b>CULTIVATOR BLADE</b>	1.7	20	35	34

# CV 02



Description	Weight (Kg.)	Packing		
		Quantity (pc)	Gross wt. (Kg.)	Net. wt. (kg.)
<b>CULTIVATOR BLADE</b>	1.25	20	26	25

# CV 03



Description	Weight (Kg.)	Packing		
		Quantity (pc)	Gross wt. (Kg.)	Net. wt. (kg.)
<b>CULTIVATOR</b>	0.9	20	19	18

# CV 04



Description	Weight (Kg.)	Packing		
		Quantity (pc)	Gross wt. (Kg.)	Net. wt. (kg.)
<b>CULTIVATOR</b>	1	20	21	20

# HM 01

DFS = DOUBLE FACE SLEDGE HAMMER  
 SB = STONE BREAKING HAMMER



ITEM	DFS 1	DFS 2	DFS 3	DFS 4	DFS 5	DFS 6	DFS 8	DFS 10	DFS 12	DFS 14	DFS 16	DFS 18	DFS 20	SB 1
<b>PC. PER CARTOON</b>	0.454	0.908	1.362	1.816	2.270	2.724	3.632	4.540	5.448	6.356	7.264	8.172	9.080	0.454
<b>NET. WT.</b>	45	27	18	12	10	09	06	06	04	04	03	03	02	45