

MINUTES OF A REGULAR MEETING OF THE MAYOR AND COUNCIL, TOWN OF
SORRENTO, THURSDAY, DECEMBER 4, 2025, 6:00 P.M., SORRENTO COMMUNITY
CENTER, SORRENTO, LOUISIANA

Members Present:

Councilmen: Duane Humphrey, Chad Domingue, Randy Anny, Patti Poche

Mayor: Christopher Guidry

Town Clerk: Paige Robert

Absent: Wanda Bourgeois

Motion by Councilman Chad Domingue and seconded by Councilman Randy Anny to suspend the rules to add an item to the agenda. Motion carried. Vote as follows:

YEAS: Chad Domingue, Duane Humphrey, Randy Anny, Patti Poche

NAYS: None

ABSENT: Wanda Bourgeois

Motion by Councilman Chad Domingue and seconded by Councilman Randy Anny to add line item #12 to discuss the purchase of sewer pumps. Motion carried. Vote as follows:

YEAS: Chad Domingue, Duane Humphrey, Randy Anny, Patti Poche

NAYS : None

ABSENT: Wanda Bourgeois

Motion by Councilman Randy Anny and seconded by Councilman Randy Anny to move line item #12 to line item #3. Motion carried. Vote as follows:

YEAS: Chad Domingue, Duane Humphrey, Randy Anny, Patti Poche

NAYS : None

ABSENT: Wanda Bourgeois

Councilman Patti Poche introduced Ordinance 25-12, AN ORDINANCE AMENDING THE FISCAL YEAR 2025-2026 UTILITY FUND BUDGET, BE IT ORDAINED, by the Mayor and Councilman of the Town of Sorrento, Louisiana:

1. That the Fiscal Year 2025-2026 Utility Fund budget is hereby amended to increase appropriations for capital outlay – sewer by \$20,000 to \$45,000 due to an increase over estimated cost for two replacement pumps for the sewer system, and
2. That the Fiscal Year 2025-2026 Utility Fund budget is hereby amended to increase state grant funding (LGAP) to fund capital outlay – sewer by \$10,000 to \$35,000 due to an increase over estimated state grant funding (LGAP) related to the purchase of two replacement pumps for the sewer system.

A public hearing was called for the next regular meeting of the Mayor and Council on January 13, 2026, at 6:00 pm at the Sorrento Community Center to consider adoption of this ordinance.

Motion by Councilman Randy Anny and seconded by Councilman Chad Domingue to approve the minutes of the mayor and council taken Wednesday, November 5, 2025. Motion carried. Vote as follows:

YEAS: Chad Domingue, Duane Humphrey, Randy Anny

ABSTAIN: Patti Poche

NAYS : None

ABSENT: Wanda Bourgeois

Budget to actual reports were presented by Faulk and Winkler to the Mayor and Council for the month of October 2025. A copy is available at the town hall for review.

Motion by Councilman Chad Domingue and seconded by Councilman Duane Humphrey to renew the special use permit for John Wright. Motion carried. Vote as follows:

YEAS: Chad Domingue, Duane Humphrey, Randy Anny

ABSTAIN: Patti Poche

NAYS : None

ABSENT: Wanda Bourgeois

Motion by Councilman Randy Anny and seconded by Councilman Patti Poche to purchase a new pick-up truck through local and state funding from the Office of Community Development Louisiana Government Assistance Program. Motion carried. Vote as follows:

YEAS: Chad Domingue, Duane Humphrey, Randy Anny, Patti Poche

NAYS : None

ABSENT: Wanda Bourgeois

Motion by Councilman Randy Anny and seconded by Councilman Chad Domingue to adopt A Resolution requesting the introduction and adoption of legislation to amend Section 4690.13 of Title 33 of the Louisiana Revised Statutes of 1950, as amended, and providing for other matters in connection therewith. Motion carried. Vote as follows:

YEAS: Chad Domingue, Duane Humphrey, Randy Anny

ABSTAIN: Patti Poche

NAYS : None

ABSENT: Wanda Bourgeois

Motion by Councilman Randy Anny and seconded by Councilman Chad Domingue to take a recess. Motion carried. Vote as follows:

YEAS: Chad Domingue, Duane Humphrey, Randy Anny, Patti Poche

NAYS : None

ABSENT : Wanda Bourgeois


Motion by Councilman Randy Anny and seconded by Councilman Chad Domingue to return to meeting. Motion carried. Vote as follows:

YEAS: Chad Domingue, Duane Humphrey, Randy Anny, Patti Poche


NAYS : None

ABSENT : Wanda Bourgeois


There being no further business to be brought before the Mayor and Council, on motion duly made and seconded, the meeting was adjourned.




Paige Robert, Town Clerk



Christopher Guidry, Mayor





Mayor and City Council Report
City Calls and Arrest
Sorrento, Louisiana



	May 2025	June 2025	July 2025	August 2025	Sept. 2025	Oct. 2025	Nov. 2025	Dec. 2025
Veh. Accidents	10	14	14	17	11	15	13	
Burglaries	0	0	1	0	0	0	0	0
Thefts	5	4 0	5	2	3	3	7	0
Armed Robbery	0	0	0	0	0	1	0	0
Simple Robbery	0	0	0	0	0	0	0	0
Alarms	7	8	10	2	3	4	5	0
Narcotics	1	0	2	0	0	1	1	0
Shooting	0	0	0	0	0	0	0	0
Total Service Calls	93	87	138	109	126	112	100	0
SCO/Loud Music	0	0	0	0	0	0	0	0

Traffic Citations	20	10	11	7	13	12	16	0
Adult Arrests	3	1	2	0	1	3	3	0

 #1594



Captain Jeffrey Griffin
Ascension Parish Sheriff's Office
East Patrol District 2
13200 Airline Hwy
Gonzales, La 70737
Desk: 225-621-8646
Fax: 225-621-8351
jellgriffin@ascensionsheriff.com



Incident Date And Time (All)

Row Labels	Count of Incident Nature of Call
911 Investigation	9
Accident	13
Alarm	5
Animal Complaint	4
Assault	1
Assist	8
Check on Welfare	2
Civil Dispute	4
Damage to Property	3
Disturbance	12
Escort	2
Narcotics	1
Suicide Investigation	1
Suspicious Person/Vehicle	6
Theft	7
Traffic Incident	17
Trespassing	1
Warrant Arrest	3
Grand Total	100

Sorrento

L O U I S I A N A

FINANCIAL STATEMENTS

October 31, 2025

Town of Sorrento
Key stats
October 31, 2025

1) Cash position

	<u>Total</u>	<u>Restricted</u>	<u>Unrestricted</u>	<u>Change from June 30th</u>	
				<u>Restricted</u>	<u>Unrestricted</u>
October 31, 2025	\$ 1,719,742	\$ 396,670	\$ 1,323,072		
June 30, 2025	1,540,602	382,620	1,157,982	\$ 14,050	\$ 165,090
June 30, 2024	1,853,886	535,881	1,468,005	(153,261)	(310,023)

Restricted breakdown

Recreation	163,350
Senior citizen programs	68,077
Public safety - fire	41,050
Fire - Orange Grove	50,000
PD - Orange Grove	50,000
Other	24,192

2) Revenue trends

<u>Sales tax</u>	<u>FYE</u>	<u>General Fund Collections</u>		<u>Rest. Fund Collections</u>	
	2026	\$ 270,803		\$ 47,789	
	2025	774,575	5%	136,674	3%
	2024	739,370	-18%	132,695	-16%
	2023	875,473	5%	154,495	5%
	2026 budget	\$ 775,000	34.9%	\$ 139,500	34.3%

<u>Utility charges</u>	<u>FYE</u>	<u>Sewer</u>		<u>Garbage</u>	
	2026	\$ 27,023		\$ 57,148	
	2025	76,002	3%	169,400	5%
	2024	73,719	6%	160,832	2%
	2023	69,472	8%	157,536	13%
	2026 budget	\$ 80,000	33.8%	\$ 168,000	34.0%

3) Utility receivable aging

	<u>Total</u>	<u>Current</u>	<u>30 days</u>	<u>60 days</u>	<u>90 days</u>	<u>120 days</u>
Amount owed - 10/31/2025	\$ 13,542	\$ 17,332	\$ 919	\$ (389)	\$ (60)	\$ (4,259)
Amount owed - 06/30/2025	\$ 9,704	\$ 20,321	\$ (7,277)	\$ (183)	\$ 60	\$ (3,216)
Amount owed - 06/30/2024	\$ 11,180	\$ 18,996	\$ (4,488)	\$ 447	\$ 353	\$ (4,128)
Amount owed - 06/30/2023	\$ 9,890	\$ 16,445	\$ (2,492)	\$ (541)	\$ (146)	\$ (3,377)

4) Profitability - operating cash flows

	<u>General Fund</u>	<u>Restricted</u>				
FYE 2026						
Surplus (deficit)	\$ 23,010	\$ 18,799				
Capital outlay activity, net of grants and proceeds	11,378	-				
Depreciation	-	-				
Operating cash flows	\$ 34,388	\$ 18,799				
<u>Utility</u>	<u>2025B</u>	<u>YTD 2025</u>	<u>2024</u>	<u>2023</u>	<u>2022</u>	
Operating deficit	\$ (71,900)	\$ (27,443)	\$ (99,691)	\$ (62,425)	\$ (67,509)	
Capital outlay activity, net of grants and proceeds	25,000	7,149	-	(67,028)	(19,805)	
Proceeds from Legal Settlement	-	-	-	-	(77,500)	
Depreciation	100,000	33,332	72,500	85,000	85,000	
Net	\$ 53,100	\$ 13,038	\$ (27,191)	\$ (44,453)	\$ (79,814)	

Town of Sorrento
Overview
October 31, 2025

	YTD as of	Current Year - FYE 2025/2026			
	10/31/2024	Actual	Budget	Remaining	% of budget
General:					
Sales tax	\$ 275,463	\$ 270,803	\$ 775,000	\$ 504,197	
Property tax	51	373	85,000	84,627	
Franchise fees	36,861	41,692	115,000	73,308	
Beer Tax	1,475	1,528	3,000	1,472	
Licenses and permits	10,577	20,812	113,700	92,888	
Charges for Services - Grass Cutting	6,443	6,444	13,000	6,556	
Fines	249	162	1,500	1,338	
Charges for Services - Planning & Zoning	29,164	4,450	-	(4,450)	
Intergovernmental grants - Operational	19,750	12,500	12,500	-	
Intergovernmental grants - Capital	-	20,000	-	(20,000)	
FEMA	-	13,681	-	(13,681)	
Transfers In	-	12,167	36,500	24,333	
Proceeds from leases	-	-	200,000	200,000	
Interest	20,677	14,483	50,000	35,517	
Other	10	1,807	-	(1,807)	
Total revenue	400,720	420,902	1,405,200	984,298	30%
Administration	145,418	153,793	445,500	291,707	
Police	130,425	130,948	392,600	261,652	
Streets	94,851	81,773	411,400	329,627	
Capital outlay	11,755	31,378	200,000	168,622	
Total expenditures	382,449	397,892	1,449,500	1,051,608	27%
Restricted:					
Sales tax	48,611	47,789	139,500	91,711	
Rentals	7,600	9,800	22,500	12,700	
Intergovernmental grants - Capital	-	-	160,000	160,000	
Other	3,912	2,382	6,000	3,618	
Total revenue	60,123	59,971	328,000	268,029	18%
Fire	12,050	4,177	40,500	36,323	
Senior citizen programs	9,541	8,540	43,000	34,460	
Recreation - Community Center	22,505	21,255	50,000	28,745	
Transfer Out	-	7,200	21,600	14,400	
Capital outlay	-	-	325,000	325,000	
Total expenditures	44,096	41,172	480,100	438,928	9%
Utility Fund:					
Garbage	56,676	58,970	168,000	109,030	
Sewer	25,274	29,511	80,000	50,489	
Intergovernmental grants - Capital	-	-	25,000	25,000	
Other	2,977	1,722	12,100	10,378	
Total revenue	84,927	90,203	285,100	194,897	32%
Garbage	46,241	44,732	132,000	87,268	
Sewer maintenance	11,946	19,997	48,600	28,603	
Sewer operating costs	18,124	5,406	31,500	26,094	
Depreciation	18,750	33,332	100,000	66,668	
Transfer Out	-	4,967	14,900	9,933	
Capital outlay	-	7,149	25,000	17,851	
Other	-	2,063	5,000	2,937	
Total expenditures	\$ 95,061	\$ 117,646	\$ 357,000	\$ 239,354	33%
Total:					
Inflows	545,770	571,076			
Outflows	521,606	556,710			
Net	24,164	14,366			
Depreciation	18,750	33,332			
Capital outlay, net of grants and proceeds	11,755	18,527			
Proceeds from Legal Settlement	-	-			
Proceeds from Sale of Assets	-	-			
Proceeds from Insurance	-	-			
Operating, net	\$ 54,669	\$ 66,225			

Town of Sorrento
Sales and use tax collections
Monthly analysis

<u>General Fund</u>	2024/2025	2025/2026	% change
July	\$ 77,069	\$ 69,533	-9.8%
August	70,299	67,157	-4.5%
September	58,325	71,428	22.5%
October	69,770	62,684	-10.2%
November	64,385	-	-100.0%
December	74,186	-	-100.0%
January	57,723	-	-100.0%
February	64,133	-	-100.0%
March	47,290	-	-100.0%
April	58,947	-	-100.0%
May	70,966	-	-100.0%
June	61,481	-	-100.0%
	<u>\$ 774,575</u>	<u>\$ 270,803</u>	
Prior year to date		<u>\$ 275,463</u>	-1.7% YoY Change
FYE 2025/2026 Budget		<u>\$ 775,000</u>	34.9% % of Budget

<u>Restricted Fund</u>	2024/2025	2025/2026	% change
July	\$ 13,600	\$ 12,271	-9.8%
August	12,406	11,851	-4.5%
September	10,293	12,605	22.5%
October	12,312	11,062	-10.2%
November	11,346	-	-100.0%
December	13,092	-	-100.0%
January	10,187	-	-100.0%
February	11,318	-	-100.0%
March	8,345	-	-100.0%
April	10,402	-	-100.0%
May	12,523	-	-100.0%
June	10,850	-	-100.0%
	<u>\$ 136,674</u>	<u>\$ 47,789</u>	
Prior year to date		<u>\$ 48,611</u>	-1.7% YoY Change
FYE 2025/2026 Budget		<u>\$ 139,500</u>	34.3% % of Budget

Town of Sorrento
Utility charges & collections
Monthly analysis

<u>Sewer fees</u>	Users	Charges	Collections	Variance
July	193	\$ 6,755	\$ 5,300	\$ (1,455)
August	193	6,784	5,159	(1,625)
September	192	6,729	9,625	2,896
October	192	6,755	6,935	180
November	-	-	-	-
December	-	-	-	-
January	-	-	-	-
February	-	-	-	-
March	-	-	-	-
April	-	-	-	-
May	-	-	-	-
June	-	-	-	-
		<u>\$ 27,023</u>	<u>\$ 27,019</u>	<u>\$ (4)</u>

FYE 2025/2026 Budget \$ 80,000 34% % of Budget

<u>Garbage fees</u>	Users	Charges	Collections	% Variance
July	516	\$ 14,336	\$ 13,475	\$ (862)
August	517	14,336	13,112	(1,224)
September	517	14,308	14,096	(212)
October	513	14,168	13,969	(199)
November	-	-	-	-
December	-	-	-	-
January	-	-	-	-
February	-	-	-	-
March	-	-	-	-
April	-	-	-	-
May	-	-	-	-
June	-	-	-	-
		<u>\$ 57,148</u>	<u>\$ 54,652</u>	<u>\$ (2,496)</u>

FYE 2025/2026 Budget \$ 168,000 34% % of Budget

Collection rate \$ 84,171 \$ 81,671 97%



Town of Sorrento, LA
Balance Sheet - Comparative by Fund (Expanded)

	General Fund 10/31/2025	Restricted Fund 10/31/2025	Utility Fund 10/31/2025	All Funds 10/31/2025
ASSETS				
Current Assets				
Cash & Cash Equivalents				
Cash with Treasury	\$ 264,392	\$ 213,029	\$ 26,611	\$ 504,033
Cash on Hand	150	0	100	250
Cash with LAMP	1,001,687	0	0	1,001,687
Cash with LAMP Utility	0	0	1	1
Cash with LAMP Restricted	0	163,240	0	163,239
Cash - Community Center Deposits	0	20,401	0	20,402
Cash - Utility Account Deposits	0	0	30,130	30,130
Total Cash & Cash Equivalents	1,266,229	396,670	56,842	1,719,742
Accounts Receivable				
Accounts Receivable	0	0	13,432	13,431
Accounts Receivable-NSF	0	0	27	27
Due from Other Governments	246,383	12,271	0	258,654
Total Accounts Receivable	246,383	12,271	13,459	272,112
Allowance for Doubtful Accounts	0	0	(1,700)	(1,700)
Net Accounts Receivable	246,383	12,271	11,759	270,412
Total Current Assets	1,512,612	408,941	68,601	1,990,154
Fixed Assets				
Waterworks System & Equip	0	0	1,682,801	1,682,801
Water Lines & Tanks	0	0	773,283	773,283
Total Fixed Asset Cost	0	0	2,456,084	2,456,084
Accumulated Depreciation	0	0	(1,467,247)	(1,467,246)
Net Fixed Assets	0	0	988,837	988,838
Other Assets				
Land	0	0	60,366	60,366
Total Other Assets	0	0	60,366	60,366
TOTAL ASSETS	\$ 1,512,612	\$ 408,941	\$ 1,117,804	\$ 3,039,358



Town of Sorrento, LA
Balance Sheet - Comparative by Fund (Expanded)

	General Fund 10/31/2025	Restricted Fund 10/31/2025	Utility Fund 10/31/2025	All Funds 10/31/2025
LIABILITIES & FUND BALANCE				
LIABILITIES				
Current Liabilities				
Accounts Payable				
Accounts Payable	\$ 9,361	\$ 5,858	\$ 1,519	\$ 16,737
Accounts Payable - Manual	43,360	(214)	866	44,012
Total Accounts Payable	<u>52,721</u>	<u>5,644</u>	<u>2,385</u>	<u>60,749</u>
Accrued Expenses				
Accrued Expense Misc	0	0	11,004	11,004
Accrued Salaries & Benefits	4,236	0	0	4,236
Total Accrued Expenses	<u>4,236</u>	<u>0</u>	<u>11,004</u>	<u>15,240</u>
Other Current Liabilities				
Unclaimed Forfeitures	0	2,651	0	2,652
Unearned Revenue	0	(1)	0	(1)
Customer Prepayments	0	0	6,974	6,974
Customer Deposits	0	20,080	30,095	50,176
Bail Bonds Payable	14,012	0	0	14,011
Total Other Current Liabilities	<u>14,012</u>	<u>22,730</u>	<u>37,069</u>	<u>73,812</u>
Total Current Liabilities	<u>70,969</u>	<u>28,374</u>	<u>50,458</u>	<u>149,801</u>
TOTAL LIABILITIES	<u>70,969</u>	<u>28,374</u>	<u>50,458</u>	<u>149,801</u>
FUND BALANCE	<u>1,496,522</u>	<u>380,567</u>	<u>1,074,320</u>	<u>2,951,410</u>
TOTAL LIABILITIES & FUND BALANCE	<u>\$ 1,567,491</u>	<u>\$ 408,941</u>	<u>\$ 1,124,778</u>	<u>\$ 3,101,211</u>



Town of Sorrento, LA
Statement of Activities - Comparative by Fund YTD (Condensed) - Dept Exp
As of October 31, 2025

	General Fund Year to Date 10/31/2025 Actual	Restricted Fund Year to Date 10/31/2025 Actual	Utility Fund Year to Date 10/31/2025 Actual	All Funds Year to Date 10/31/2025 Actual
Revenue				
Property Tax Revenue	\$ 373	\$ 0	\$ 0	\$ 373
Sales Tax Revenue	270,803	47,789	0	318,592
Beer Tax Revenue	1,528	0	0	1,527
Franchise Tax Revenue	41,692	0	3,366	45,059
License & Permit Revenue	20,812	0	0	20,812
Charges for Services Revenue	10,894	0	0	10,894
Fines & Court Costs	162	0	0	162
Lease Revenue	0	9,800	0	9,800
Grants & Contributions	46,182	0	0	46,182
Other Revenue	16,290	2,382	1,286	19,958
Utility Sales	0	0	85,551	85,551
Transfers In	12,167	0	0	12,167
Total Revenue	420,903	59,971	90,203	571,077
Expenses				
Admin/General Government	154,899	0	2,063	156,962
Fire	0	4,177	0	4,177
Garbage	0	0	44,732	44,732
Highways & Streets	112,045	0	0	112,045
Public Safety - Police	130,947	0	0	130,947
Recreation	0	28,454	0	28,455
Senior Citizens	0	8,540	0	8,540
Sewer	0	0	70,851	70,851
Total Expenses	397,891	41,171	117,646	556,709
Change of Net Assets	\$ 23,012	\$ 18,800	\$ (27,443)	\$ 14,368



Town of Sorrento, LA
Statement of Activities - By Month by Fund & Dept YTD (Expanded)
As of October 31, 2025
 General Fund
 Public Safety - Police

	07/31/2025	08/31/2025	09/30/2025	10/31/2025	11/30/2025	12/31/2025	01/31/2026	02/28/2026	03/31/2026	04/30/2026	05/31/2026	06/30/2026	Year to date 06/30/2026 Summary
	Actual	Actual	Actual	Actual	Actual	Actual	Actual	Actual	Actual	Actual	Actual	Actual	
Revenue													
Fines & Court Costs													
Fines & Forfeitures	88	0	0	21	0	0	0	0	0	0	0	0	109
Court Costs	1	0	21	31	0	0	0	0	0	0	0	0	53
Total Fines & Court Costs	89	0	21	52	0	0	0	0	0	0	0	0	162
Total Revenue	89	0	21	52	0	0	0	0	0	0	0	0	162
Expenses													
Personnel													
Salaries - Parish Judge	244	229	236	244	0	0	0	0	0	0	0	0	953
Payroll Taxes - Medicare	4	3	4	3	0	0	0	0	0	0	0	0	14
Municipal Retirement	93	94	93	86	0	0	0	0	0	0	0	0	366
Total Personnel	341	326	333	333	0	0	0	0	0	0	0	0	1,333
Professional Services													
Contract Services	31,577	31,576	31,577	31,577	0	0	0	0	0	0	0	0	126,306
Total Professional Services	31,577	31,576	31,577	31,577	0	0	0	0	0	0	0	0	126,306
Utilities													
Telephone	527	528	526	527	0	0	0	0	0	0	0	0	2,109
Utilities - Electricity	244	243	266	446	0	0	0	0	0	0	0	0	1,199
Total Utilities	771	771	792	973	0	0	0	0	0	0	0	0	3,308
Total Expenses	32,689	32,673	32,702	32,883	0	0	0	0	0	0	0	0	130,947
Change of Net Assets	(32,600)	(32,673)	(32,681)	(32,831)	0	0	0	0	0	0	0	0	(130,786)



Town of Sorrento, LA
Statement of Activities - By Month by Fund & Dept YTD (Expanded)
As of October 31, 2025
 General Fund
 Highways & Streets

	07/31/2025	08/31/2025	09/30/2025	10/31/2025	11/30/2025	12/31/2025	01/31/2026	02/28/2026	03/31/2026	04/30/2026	05/31/2026	06/30/2026	Year to date 06/30/2026 Summary
	Actual	Actual	Actual	Actual	Actual	Actual	Actual	Actual	Actual	Actual	Actual	Actual	
Revenue													
Charges for Services Revenue													
Charges for Services - Grass Cutting	8,444	(6,444)	0	0	0	0	0	0	0	0	0	0	0
Total Charges for Services Revenue	8,444	(6,444)	0	0	0	0	0	0	0	0	0	0	0
Grants & Contributions													
Grants & Contributions - Capital - State	0	20,000	0	0	0	0	0	0	0	0	0	0	20,000
Total Grants & Contributions	0	20,000	0	0	0	0	0	0	0	0	0	0	20,000
Transfers In													
Transfer from Restricted Fund	1,800	1,800	1,800	1,800	0	0	0	0	0	0	0	0	7,200
Transfer from Utility Fund	1,241	1,242	1,242	1,242	0	0	0	0	0	0	0	0	4,967
Total Transfers In	3,041	3,042	3,042	3,042	0	0	0	0	0	0	0	0	12,167
Total Revenue	9,485	16,598	3,042	3,042	0	0	0	0	0	0	0	0	32,167
Expenses													
Personnel													
Salaries - Maintenance	10,254	9,749	15,471	8,254	0	0	0	0	0	0	0	0	43,728
Payroll Taxes - Social Security	638	604	980	512	0	0	0	0	0	0	0	0	2,711
Payroll Taxes - Medicare	148	142	224	120	0	0	0	0	0	0	0	0	634
Uniforms	454	100	399	199	0	0	0	0	0	0	0	0	1,153
Total Personnel	11,492	10,595	17,054	8,085	0	0	0	0	0	0	0	0	48,226
Insurance													
Insurance - Liability	289	268	289	289	0	0	0	0	0	0	0	0	1,073
Insurance - Property & Bonds	0	0	1,238	0	0	0	0	0	0	0	0	0	1,239
Insurance - Workman's Comp	230	230	231	230	0	0	0	0	0	0	0	0	921
Total Insurance	499	498	1,758	499	0	0	0	0	0	0	0	0	3,233
Repairs & Maintenance													
Tractor Fuel	2,007	0	2,243	0	0	0	0	0	0	0	0	0	4,251



Town of Sorrento, LA
Statement of Activities - By Month by Fund & Dept YTD (Expanded)
As of October 31, 2025
 General Fund
 Highways & Streets

	07/31/2025	08/31/2025	09/30/2025	10/31/2025	11/30/2025	12/31/2025	01/31/2026	02/28/2026	03/31/2026	04/30/2026	05/31/2026	06/30/2026	Year to date
	Actual	Actual	Actual	Actual	Actual	Actual	Actual	Actual	Actual	Actual	Actual	Actual	Summary
Tractor Maintenance	1,134	0	226	704	0	0	0	0	0	0	0	0	2,063
Equipment Maintenance & Repairs	0	261	0	918	0	0	0	0	0	0	0	0	1,179
Street Maintenance & Repairs	0	806	0	0	0	0	0	0	0	0	0	0	806
Total Repairs & Maintenance	3,141	1,067	2,466	1,622	0	0	0	0	0	0	0	0	8,269
Utilities													
Telephone	354	266	349	351	0	0	0	0	0	0	0	0	1,320
Utilities - Electricity	216	212	218	2,195	0	0	0	0	0	0	0	0	2,841
Utilities - Other	80	65	74	100	0	0	0	0	0	0	0	0	320
Utilities - Street Lights	1,160	1,167	1,173	1,118	0	0	0	0	0	0	0	0	4,638
Total Utilities	1,810	1,730	1,814	3,764	0	0	0	0	0	0	0	0	9,119
Field Expense													
Field Supplies	4,525	2,373	1,376	3,216	0	0	0	0	0	0	0	0	11,489
Total Field Expense	4,525	2,373	1,376	3,216	0	0	0	0	0	0	0	0	11,489
Other/Miscellaneous													
Miscellaneous	0	0	300	0	0	0	0	0	0	0	0	0	300
Total Other/Miscellaneous	0	0	300	0	0	0	0	0	0	0	0	0	300
Capital Outlay													
Capital Outlay - Streets	1,600	26,179	1,600	0	0	0	0	0	0	0	0	0	31,378
Total Capital Outlay	1,600	26,179	1,600	0	0	0	0	0	0	0	0	0	31,378
Total Expenses	23,067	44,442	26,351	16,186	0	0	0	0	0	0	0	0	112,644
Change of Net Assets	(13,582)	(27,844)	(23,309)	(15,144)	0	0	0	0	0	0	0	0	(76,878)



Town of Sorrento, LA
Statement of Activities - By Month by Fund & Dept YTD (Expanded)
As of October 31, 2025
 General Fund
 Admin/General Government

	07/31/2025	08/31/2025	09/30/2025	10/31/2025	11/30/2025	12/31/2025	01/31/2026	02/28/2026	03/31/2026	04/30/2026	05/31/2026	06/30/2026	Year to date 06/30/2026 Summary
	Actual	Actual	Actual	Actual	Actual	Actual	Actual	Actual	Actual	Actual	Actual	Actual	
Revenue													
Property Tax Revenue													
Ad Valorem Taxes	0	276	0	96	0	0	0	0	0	0	0	0	373
Total Property Tax Revenue	0	276	0	96	0	0	0	0	0	0	0	0	373
Sales Tax Revenue													
Sales Tax Income	66,533	67,157	71,428	62,685	0	0	0	0	0	0	0	0	270,803
Total Sales Tax Revenue	66,533	67,157	71,428	62,685	0	0	0	0	0	0	0	0	270,803
Beer Tax Revenue													
Beer Tax	780	0	0	748	0	0	0	0	0	0	0	0	1,528
Total Beer Tax Revenue	780	0	0	748	0	0	0	0	0	0	0	0	1,528
Franchise Tax Revenue													
Franchise - Other	10,304	21,384	0	10,003	0	0	0	0	0	0	0	0	41,692
Total Franchise Tax Revenue	10,304	21,384	0	10,003	0	0	0	0	0	0	0	0	41,692
License & Permit Revenue													
License - Beer/Liquor	0	0	35	125	0	0	0	0	0	0	0	0	180
License - Occupational	18,351	1,317	933	0	0	0	0	0	0	0	0	0	20,602
Permits	25	0	0	25	0	0	0	0	0	0	0	0	50
Total License & Permit Revenue	18,376	1,317	968	150	0	0	0	0	0	0	0	0	20,812
Charges for Services Revenue													
Charges for Services - Grass Cutting	0	6,444	0	0	0	0	0	0	0	0	0	0	6,444
Charges for Services - Planning & Zoning	160	0	180	4,110	0	0	0	0	0	0	0	0	4,450
Total Charges for Services Revenue	160	6,444	180	4,110	0	0	0	0	0	0	0	0	10,894
Grants & Contributions													
Grants & Contributions - Operating - Federal	0	13,682	0	0	0	0	0	0	0	0	0	0	13,682
Grants & Contributions - Operating - Local & Other	0	0	0	12,500	0	0	0	0	0	0	0	0	12,500
Total Grants & Contributions	0	13,682	0	12,500	0	0	0	0	0	0	0	0	26,182



Town of Sorrento, LA
Statement of Activities - By Month by Fund & Dept YTD (Expanded)
As of October 31, 2025
 General Fund
 Admin/General Government

	07/31/2025	08/31/2025	09/30/2025	10/31/2025	11/30/2025	12/31/2025	01/31/2026	02/28/2026	03/31/2026	04/30/2026	05/31/2026	06/30/2026	Year to date 06/30/2026 Summary
	Actual	Actual	Actual	Actual	Actual	Actual	Actual	Actual	Actual	Actual	Actual	Actual	
Other Revenue													
Miscellaneous Income	320	849	0	639	0	0	0	0	0	0	0	0	1,807
Investment Income	3,671	3,684	3,540	3,588	0	0	0	0	0	0	0	0	14,483
Total Other Revenue	3,991	4,533	3,540	4,227	0	0	0	0	0	0	0	0	16,290
Total Revenue	103,144	114,783	76,116	94,521	0	0	0	0	0	0	0	0	388,574
Expenses													
Personnel													
Salary - Mayor	1,200	1,500	1,500	1,500	0	0	0	0	0	0	0	0	5,700
Salary - Council	1,500	1,800	1,500	1,500	0	0	0	0	0	0	0	0	6,300
Salaries - Admin	7,499	7,695	11,324	7,302	0	0	0	0	0	0	0	0	33,821
Payroll Taxes - Social Security	632	682	888	639	0	0	0	0	0	0	0	0	2,841
Payroll Taxes - Medicare	148	159	207	149	0	0	0	0	0	0	0	0	664
Education & Training	350	1,086	0	0	0	0	0	0	0	0	0	0	1,435
Total Personnel	11,329	12,922	15,419	11,090	0	0	0	0	0	0	0	0	59,781
Travel													
Travel - Council	0	283	0	0	0	0	0	0	0	0	0	0	284
Total Travel	0	283	0	0	0	0	0	0	0	0	0	0	284
Professional Services													
Contract Services	300	250	250	250	0	0	0	0	0	0	0	0	1,050
Accounting	7,500	17,785	12,085	2,585	0	0	0	0	0	0	0	0	39,955
Legal Fees	1,400	1,400	1,400	1,400	0	0	0	0	0	0	0	0	5,600
Engineering	1,527	3,613	1,085	350	0	0	0	0	0	0	0	0	6,574
IT Services	580	580	610	591	0	0	0	0	0	0	0	0	2,321
Building Inspector/Planning Official	0	1,125	0	0	0	0	0	0	0	0	0	0	1,125
Planning & Zoning-Other	0	0	0	135	0	0	0	0	0	0	0	0	135
Professional Services - Other	267	271	359	8,296	0	0	0	0	0	0	0	0	9,193
Total Professional Services	11,554	25,064	15,789	13,607	0	0	0	0	0	0	0	0	65,953
Insurance													
Insurance - Liability	929	929	929	929	0	0	0	0	0	0	0	0	3,716
Insurance - Property & Bonds	0	0	3,139	0	0	0	0	0	0	0	0	0	3,139
Insurance - Workman's Comp	101	101	101	101	0	0	0	0	0	0	0	0	404
Total Insurance	1,030	1,030	4,169	1,030	0	0	0	0	0	0	0	0	7,259



Town of Sorrento, LA
Statement of Activities - By Month by Fund & Dept YTD (Expanded)
As of October 31, 2025
General Fund
Admin/General Government

	07/31/2025	08/31/2025	09/30/2025	10/31/2025	11/30/2025	12/31/2025	01/31/2026	02/28/2026	03/31/2026	04/30/2026	05/31/2026	06/30/2026	Year to date 09/30/2026 Summary
	Actual	Actual	Actual	Actual	Actual	Actual	Actual	Actual	Actual	Actual	Actual	Actual	
Repairs & Maintenance													
Building Maintenance & Repairs	0	65	0	65	0	0	0	0	0	0	0	0	130
Equipment Maintenance & Repairs	60	126	69	96	0	0	0	0	0	0	0	0	350
Total Repairs & Maintenance	60	191	69	161	0	0	0	0	0	0	0	0	480
Utilities													
Telephone	264	352	263	263	0	0	0	0	0	0	0	0	1,143
Utilities - Electricity	243	243	266	248	0	0	0	0	0	0	0	0	1,000
Utilities - Other	165	221	141	370	0	0	0	0	0	0	0	0	897
Utilities - Street Lights	1,626	1,673	1,643	1,106	0	0	0	0	0	0	0	0	6,048
Total Utilities	2,298	2,489	2,313	1,987	0	0	0	0	0	0	0	0	8,088
Office Expense													
Computer Subscriptions	3,432	368	329	419	0	0	0	0	0	0	0	0	4,548
Office Supplies	312	729	192	97	0	0	0	0	0	0	0	0	1,329
Postage	0	0	0	702	0	0	0	0	0	0	0	0	702
Publishing & Tax Roll	2,050	0	0	976	0	0	0	0	0	0	0	0	3,027
Printing	0	400	0	500	0	0	0	0	0	0	0	0	900
Dues & Subscriptions	288	0	0	0	0	0	0	0	0	0	0	0	288
Bank Fees	418	461	419	412	0	0	0	0	0	0	0	0	1,710
Total Office Expense	6,500	1,958	940	3,106	0	0	0	0	0	0	0	0	12,504
Field Expense													
Field Supplies	0	0	181	0	0	0	0	0	0	0	0	0	181
Total Field Expense	0	0	181	0	0	0	0	0	0	0	0	0	181
Program Expenses													
Tourism & Promotion	0	0	6,500	1,890	0	0	0	0	0	0	0	0	8,390
Total Program Expenses	0	0	6,500	1,890	0	0	0	0	0	0	0	0	8,390
Total Expenses	32,771	43,677	45,380	32,871	0	0	0	0	0	0	0	0	154,890
Change of Net Assets	70,373	70,916	30,736	61,650	0	0	0	0	0	0	0	0	233,675



Town of Sorrento, LA
Statement of Activities - By Month Restricted Fund Dept YTD (Expanded)
As of October 31, 2025
 Restricted Fund
 Fire

	07/31/2025	08/31/2025	09/30/2025	10/31/2025	11/30/2025	12/31/2025	01/31/2026	02/28/2026	03/31/2026	04/30/2026	05/31/2026	06/30/2026	Year to date 06/30/2026 Summary
	Actual	Actual	Actual	Actual	Actual	Actual	Actual	Actual	Actual	Actual	Actual	Actual	
Revenue													
Sales Tax Revenue													
Sales Tax Income	4,090	3,950	4,202	3,687	0	0	0	0	0	0	0	0	15,930
Total Sales Tax Revenue	<u>4,090</u>	<u>3,950</u>	<u>4,202</u>	<u>3,687</u>	<u>0</u>	<u>0</u>	<u>0</u>	<u>0</u>	<u>0</u>	<u>0</u>	<u>0</u>	<u>0</u>	<u>15,930</u>
Total Revenue	<u>4,090</u>	<u>3,950</u>	<u>4,202</u>	<u>3,687</u>	<u>0</u>	<u>0</u>	<u>0</u>	<u>0</u>	<u>0</u>	<u>0</u>	<u>0</u>	<u>0</u>	<u>15,930</u>
Expenses													
Other/Miscellaneous													
Appropriations - Fire Protection	0	4,176	0	0	0	0	0	0	0	0	0	0	4,176
Total Other/Miscellaneous	<u>0</u>	<u>4,176</u>	<u>0</u>	<u>0</u>	<u>0</u>	<u>0</u>	<u>0</u>	<u>0</u>	<u>0</u>	<u>0</u>	<u>0</u>	<u>0</u>	<u>4,176</u>
Total Expenses	<u>0</u>	<u>4,176</u>	<u>0</u>	<u>0</u>	<u>0</u>	<u>0</u>	<u>0</u>	<u>0</u>	<u>0</u>	<u>0</u>	<u>0</u>	<u>0</u>	<u>4,176</u>
Change of Net Assets	<u>4,090</u>	<u>(226)</u>	<u>4,202</u>	<u>3,687</u>	<u>0</u>	<u>0</u>	<u>0</u>	<u>0</u>	<u>0</u>	<u>0</u>	<u>0</u>	<u>0</u>	<u>11,753</u>



Town of Sorrento, LA
Statement of Activities - By Month Restricted Fund Dept YTD (Expanded)
As of October 31, 2025
 Restricted Fund
 Recreation

	07/31/2025	08/31/2025	09/30/2025	10/31/2025	11/30/2025	12/31/2025	01/31/2026	02/28/2026	03/31/2026	04/30/2026	05/31/2026	06/30/2026	Year to date 06/30/2026 Summary
	Actual	Actual	Actual	Actual	Actual	Actual	Actual	Actual	Actual	Actual	Actual	Actual	
Revenue													
Sales Tax Revenue													
Sales Tax Income	4,090	3,950	4,202	3,687	0	0	0	0	0	0	0	0	15,930
Total Sales Tax Revenue	4,090	3,950	4,202	3,687	0	0	0	0	0	0	0	0	15,930
Lease Revenue													
Lease Income	2,200	2,400	3,200	2,000	0	0	0	0	0	0	0	0	9,800
Total Lease Revenue	2,200	2,400	3,200	2,000	0	0	0	0	0	0	0	0	9,800
Other Revenue													
Miscellaneous Income	0	600	0	(800)	0	0	0	0	0	0	0	0	0
Investment Income	405	408	390	396	0	0	0	0	0	0	0	0	1,595
Total Other Revenue	405	1,008	390	(204)	0	0	0	0	0	0	0	0	1,595
Total Revenue	6,695	7,358	7,792	5,483	0	0	0	0	0	0	0	0	27,325
Expenses													
Professional Services													
IT Services	0	1,003	0	0	0	0	0	0	0	0	0	0	1,003
Total Professional Services	0	1,003	0	0	0	0	0	0	0	0	0	0	1,003
Insurance													
Insurance - Property & Bonds	0	0	9,504	0	0	0	0	0	0	0	0	0	9,504
Total Insurance	0	0	9,504	0	0	0	0	0	0	0	0	0	9,504
Repairs & Maintenance													
Building Maintenance & Repairs	1,150	1,014	1,540	62	0	0	0	0	0	0	0	0	3,765
Equipment Maintenance & Repairs	0	309	0	0	0	0	0	0	0	0	0	0	309
Total Repairs & Maintenance	1,150	1,323	1,540	62	0	0	0	0	0	0	0	0	4,074
Utilities													
Telephone	273	272	272	272	0	0	0	0	0	0	0	0	1,088
Utilities - Electricity	1,127	584	1,067	1,011	0	0	0	0	0	0	0	0	3,790
Utilities - Other	108	239	294	278	0	0	0	0	0	0	0	0	918
Total Utilities	1,508	1,095	1,633	1,561	0	0	0	0	0	0	0	0	5,796
Field Expense													
Field Supplies	512	78	269	18	0	0	0	0	0	0	0	0	878
Total Field Expense	512	78	269	18	0	0	0	0	0	0	0	0	878



Town of Sorrento, LA
Statement of Activities - By Month Restricted Fund Dept YTD (Expanded)
As of October 31, 2025
Restricted Fund
Recreation

	07/31/2025	08/31/2025	09/30/2025	10/31/2025	11/30/2025	12/31/2025	01/31/2026	02/28/2026	03/31/2026	04/30/2026	05/31/2026	06/30/2026	Year to date 06/30/2026 Summary
	Actual	Actual	Actual	Actual	Actual	Actual	Actual	Actual	Actual	Actual	Actual	Actual	
Transfers Out													
Transfer to General Fund	1,800	1,800	1,800	1,800	0	0	0	0	0	0	0	0	7,200
Total Transfers Out	1,800	1,800	1,800	1,800	0	0	0	0	0	0	0	0	7,200
Total Expenses	4,970	5,299	14,746	3,441	0	0	0	0	0	0	0	0	28,455
Change of Net Assets	1,725	2,057	(6,954)	2,042	0	0	0	0	0	0	0	0	(1,130)



Town of Sorrento, LA
Statement of Activities - By Month Restricted Fund Dept YTD (Expanded)
As of October 31, 2025
 Restricted Fund
 Senior Citizens

	07/31/2025	08/31/2025	09/30/2025	10/31/2025	11/30/2025	12/31/2025	01/31/2026	02/28/2026	03/31/2026	04/30/2026	05/31/2026	06/30/2026	Year to date 06/30/2026
	Actual	Actual	Actual	Actual	Actual	Actual	Actual	Actual	Actual	Actual	Actual	Actual	Summary
Revenue													
Sales Tax Revenue													
Sales Tax Income	4,090	3,950	4,202	3,687	0	0	0	0	0	0	0	0	15,930
Total Sales Tax Revenue	4,090	3,950	4,202	3,687	0	0	0	0	0	0	0	0	15,930
Other Revenue													
Investment Income	200	201	192	195	0	0	0	0	0	0	0	0	788
Total Other Revenue	200	201	192	195	0	0	0	0	0	0	0	0	788
Total Revenue	4,290	4,151	4,394	3,882	0	0	0	0	0	0	0	0	16,718
Expenses													
Program Expenses													
Senior Citizen Programs	2,184	2,184	2,128	2,044	0	0	0	0	0	0	0	0	8,540
Total Program Expenses	2,184	2,184	2,128	2,044	0	0	0	0	0	0	0	0	8,540
Total Expenses	2,184	2,184	2,128	2,044	0	0	0	0	0	0	0	0	8,540
Change of Net Assets	2,106	1,967	2,266	1,838	0	0	0	0	0	0	0	0	8,178



Town of Sorrento, LA
Statement of Activities - By Month Utility Fund Dept YTD (Expanded)
As of October 31, 2025
 Utility Fund
 Sewer

	07/31/2025	08/31/2025	09/30/2025	10/31/2025	11/30/2025	12/31/2025	01/31/2026	02/28/2026	03/31/2026	04/30/2026	05/31/2026	06/30/2026	Year to date 06/30/2026 Summary
	Actual	Actual	Actual	Actual	Actual	Actual	Actual	Actual	Actual	Actual	Actual	Actual	
Revenue													
Franchise Tax Revenue													
Franchise - Other	0	0	0	1,644	0	0	0	0	0	0	0	0	1,644
Total Franchise Tax Revenue	0	0	0	1,644	0	0	0	0	0	0	0	0	1,644
Other Revenue													
Late Fees & Penalties	93	241	78	137	0	0	0	0	0	0	0	0	548
Total Other Revenue	93	241	78	137	0	0	0	0	0	0	0	0	548
Utility Sales													
Utility Sales - Sewer	6,755	6,784	6,729	6,755	0	0	0	0	0	0	0	0	27,023
Utility Sales - Other/Return Fees	(629)	466	550	(91)	0	0	0	0	0	0	0	0	296
Total Utility Sales	6,126	7,250	7,279	6,664	0	0	0	0	0	0	0	0	27,319
Total Revenue	6,219	7,491	7,357	8,445	0	0	0	0	0	0	0	0	29,511
Expenses													
Repairs & Maintenance													
Systems Maintenance & Repairs	3,654	11,841	1,670	2,834	0	0	0	0	0	0	0	0	19,997
Total Repairs & Maintenance	3,654	11,841	1,670	2,834	0	0	0	0	0	0	0	0	19,997
Utilities													
Utilities - Electricity	1,568	1,363	1,192	891	0	0	0	0	0	0	0	0	5,015
Utilities - Other	129	69	123	71	0	0	0	0	0	0	0	0	391
Total Utilities	1,697	1,432	1,315	962	0	0	0	0	0	0	0	0	5,406
Capital Outlay													
Capital Outlay - Sewer System	0	7,148	0	0	0	0	0	0	0	0	0	0	7,149
Total Capital Outlay	0	7,148	0	0	0	0	0	0	0	0	0	0	7,149
Depreciation & Amortization													
Depreciation	8,333	8,333	8,333	8,333	0	0	0	0	0	0	0	0	33,332
Total Depreciation & Amortization	8,333	8,333	8,333	8,333	0	0	0	0	0	0	0	0	33,332



Town of Sorrento, LA
Statement of Activities - By Month Utility Fund Dept YTD (Expanded)
As of October 31, 2025
 Utility Fund
 Sewer

	07/31/2025	08/31/2025	09/30/2025	10/31/2025	11/30/2025	12/31/2025	01/31/2026	02/28/2026	03/31/2026	04/30/2026	05/31/2026	06/30/2026	Year to date 06/30/2026 Summary
	Actual	Actual	Actual	Actual	Actual	Actual	Actual	Actual	Actual	Actual	Actual	Actual	
Transfers Out													
Transfer to General Fund	1,242	1,242	1,241	1,242	0	0	0	0	0	0	0	0	4,967
Total Transfers Out	<u>1,242</u>	<u>1,242</u>	<u>1,241</u>	<u>1,242</u>	<u>0</u>	<u>0</u>	<u>0</u>	<u>0</u>	<u>0</u>	<u>0</u>	<u>0</u>	<u>0</u>	<u>4,967</u>
Total Expenses	<u>14,926</u>	<u>29,996</u>	<u>12,559</u>	<u>13,371</u>	<u>0</u>	<u>0</u>	<u>0</u>	<u>0</u>	<u>0</u>	<u>0</u>	<u>0</u>	<u>0</u>	<u>70,851</u>
Change of Net Assets	<u>(5,707)</u>	<u>(22,505)</u>	<u>(5,282)</u>	<u>(4,926)</u>	<u>0</u>	<u>0</u>	<u>0</u>	<u>0</u>	<u>0</u>	<u>0</u>	<u>0</u>	<u>0</u>	<u>(41,340)</u>



Town of Sorrento, LA
Statement of Activities - By Month Utility Fund Dept YTD (Expanded)
As of October 31, 2025
Utility Fund
Garbage

	07/31/2025	08/31/2025	09/30/2025	10/31/2025	11/30/2025	12/31/2025	01/31/2026	02/28/2026	03/31/2026	04/30/2026	05/31/2026	06/30/2026	Year to date 06/30/2026 Summary
	Actual	Actual	Actual	Actual	Actual	Actual	Actual	Actual	Actual	Actual	Actual	Actual	
Revenue													
Other Revenue													
Miscellaneous Income	0	25	(25)	0	0	0	0	0	0	0	0	0	0
Late Fees & Penalties	166	192	144	236	0	0	0	0	0	0	0	0	738
Total Other Revenue	166	217	119	236	0	0	0	0	0	0	0	0	738
Utility Sales													
Utility Sales - Garbage	14,336	14,336	14,308	14,168	0	0	0	0	0	0	0	0	57,148
Utility Sales - Other/Return Fees	(314)	503	579	317	0	0	0	0	0	0	0	0	1,084
Total Utility Sales	14,022	14,839	14,887	14,485	0	0	0	0	0	0	0	0	58,232
Total Revenue	14,188	15,056	15,006	14,721	0	0	0	0	0	0	0	0	58,970
Expenses													
Professional Services													
Contract Services	11,068	11,090	11,090	11,004	0	0	0	0	0	0	0	0	44,252
Total Professional Services	11,068	11,090	11,090	11,004	0	0	0	0	0	0	0	0	44,252
Office Expense													
Postage	0	0	240	241	0	0	0	0	0	0	0	0	481
Total Office Expense	0	0	240	241	0	0	0	0	0	0	0	0	481
Total Expenses	11,068	11,090	11,330	11,245	0	0	0	0	0	0	0	0	44,733
Change of Net Assets	3,120	3,966	3,676	3,476	0	0	0	0	0	0	0	0	14,238



Town of Sorrento, LA
Statement of Activities - By Month Utility Fund Dept YTD (Expanded)
As of October 31, 2025
 Utility Fund
 Admin/General Government

	07/31/2025	08/31/2025	09/30/2025	10/31/2025	11/30/2025	12/31/2025	01/31/2026	02/28/2026	03/31/2026	04/30/2026	05/31/2026	06/30/2026	Year to date 06/30/2026 Summary
	Actual	Actual	Actual	Actual	Actual	Actual	Actual	Actual	Actual	Actual	Actual	Actual	
Revenue													
Franchise Tax Revenue													
Franchise - Other	1,722	0	0	0	0	0	0	0	0	0	0	0	1,722
Total Franchise Tax Revenue	1,722	0	0	0	0	0	0	0	0	0	0	0	1,722
Total Revenue	1,722	0	0	0	0	0	0	0	0	0	0	0	1,722
Expenses													
Office Expense													
Postage	248	245	0	0	0	0	0	0	0	0	0	0	493
Dues & Subscriptions	1,570	0	0	0	0	0	0	0	0	0	0	0	1,570
Total Office Expense	1,818	245	0	0	0	0	0	0	0	0	0	0	2,063
Total Expenses	1,818	245	0	0	0	0	0	0	0	0	0	0	2,063
Change of Net Assets	(96)	(245)	0	0	0	0	0	0	0	0	0	0	(341)

A Resolution of the Town of Sorrento to submit a grant application to the Office of Community Development for the Louisiana Government Assistance Program Fiscal year 2025-2026

WHEREAS, the Town of Sorrento desires to maintain an operable public works department for the Town of Sorrento; and

WHEREAS, the Town of Sorrento intends to purchase a new pick-up truck for the public works department; and

WHEREAS, the Town of Sorrento intends to purchase a new pick-up truck through local and state funding from the Office of Community Development Louisiana Government Assistance Program; and

WHEREAS, the Town of Sorrento supports the project as proposed in the grant application; and

NOW THEREFORE, be it resolved that the Town of Sorrento is committed to purchase a new pick-up truck and authorizes the Mayor to execute any documents related to the aforementioned grant; and

The forgoing motion was offered by Councilman Randy Anny and seconded by Councilman Patti Poche.


I the undersigned, hereby certify that the foregoing resolution was duly adopted following a roll call vote:

YEAS: Chad Domingue, Duane Humphrey, Randy Anny, Patti Poche

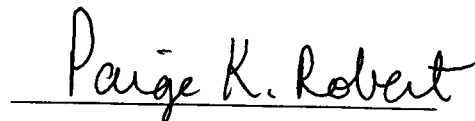
NAYS: None

ABSENT: Wanda Bourgeois

IN WITNESS WHEREOF, I have set my hand and have caused to be affixed the official Seal of the Town of Sorrento, Parish of Ascension, State of Louisiana, on this the 4th of December, 2025.



Christopher Guidry, Mayor



Paige K. Robert, Town Clerk

TOWN OF SORRENTO, STATE OF LOUISIANA

On the motion of Randy Anny, seconded by Chad Domingue, the following
Resolution was adopted:

RESOLUTION

A Resolution requesting the introduction and adoption of legislation to amend
Section 4690.13 of Title 33 of the Louisiana Revised Statutes of 1950, as amended,
and providing for other matters in connection therewith.

WHEREAS, the Town Council of the Town of Sorrento, State of Louisiana, acting as
the governing authority of the Town of Sorrento, State of Louisiana presently enjoys the
authority to establish infrastructure development districts within the Town pursuant to
Section 4690.13 of Title 33 of the Louisiana Revised Statutes of 1950, as amended (the
"Act"); and

WHEREAS, the authorities granted under the Act shall cease to be effective on
August 1, 2024 (the "Sunset") pursuant to subsection H of the Act unless the Act is
amended prior to such date; and

WHEREAS, certain other clarifying amendments would be beneficial to accomplish
the stated purposes contained in the Act; and

WHEREAS, the 2026 Regular Session of the Louisiana State Legislature (the "2026
Legislative Session") is presently scheduled to convene on Monday, March 9, 2026, and to
adjourn on Monday, June 1, 2026; and

WHEREAS, it is the desire of the Governing Authority that legislation (the
"*Legislation*") be introduced and passed during the 2026 Legislation to amend the Act to
remove the Sunset and to adopt certain other clarifying amendments would be beneficial
to accomplish the stated purposes contained in the Act.

NOW, THEREFORE, BE IT RESOLVED by the Governing Authority, acting as the
governing authority of the Town of Sorrento, that:

SECTION 1. The Governing Authority, by this Resolution, hereby requests the
introduction and adoption of the Legislation by the Louisiana State Legislature during the
2026 Legislative Session to remove the Sunset and to adopt certain other clarifying
amendments would be beneficial to accomplish the stated purposes contained in the Act.

SECTION 2. If any one or more of the provisions of this Resolution shall for any reason be held to be illegal or invalid, such illegality or invalidity shall not affect any other provision of this Resolution, but this Resolution shall be construed and enforced as if such illegal or invalid provisions had not been contained herein. Any constitutional or statutory provision enacted after the date of this Resolution which validates or makes legal any provision of this Resolution which would not otherwise be valid or legal, shall be deemed to apply to this Resolution.

SECTION 3. The Governing Authority is hereby authorized, empowered and directed to take any and all such action as may be necessary to carry into effect the provisions of this Resolution.

SECTION 4. This Resolution shall immediately take effect upon adoption.

[The remainder of this page is intentionally left blank.]

This Resolution having been submitted to a vote, the vote thereon was as follows:

YEAS: Chad Domingue, Duane Humphrey, Randy Anny


NAYS: None

ABSTAIN: Patti Poche

ABSENT: Wanda Bourgeois

WHEREUPON, this Resolution was declared to be adopted by the Town Council of the Town of Sorrento, State of Louisiana, on this, the 4th day of December, 2025.

ATTEST: Paige K. Robert


Mayor: 

STATE OF LOUISIANA

Town of Sorrento

I, the undersigned Clerk of the Town Council of the Town of Sorrento, State of Louisiana (the "*Governing Authority*"), acting as the governing authority of the Town, State of Louisiana (the "*Parish*") do hereby certify that the foregoing constitutes a true and correct copy of a Resolution adopted by the Governing Authority on December 4, 2025, requesting the introduction and adoption of legislation to amend Section 4690.13 of Title 33 of the Louisiana Revised Statutes of 1950, as amended, and providing for other matters in connection therewith.

IN FAITH WHEREOF, witness my official signature and the impress of the official seal of said Town Council of the Town of Sorrento, State of Louisiana on this 4th day of December, 2025.



Paige K. Robert, Town Clerk