



Cardiac Report: Day 3 - Critical

Boston Scientific
Cardiac Diagnostic Services, LLC
888.500.3522
www.CDx.BostonScientific.com

Received 05/21/2024 @ 12:52 PM

All times in North American Central Time (CST/CDT)

Patient: CHARLES SHELTON

Patient ID: 022804157
Gender: Male
Date of Birth: 11/28/1947 (76 years)
Physician: BRENT C ANDERSON
Practice: FRANKLIN

Phone: 615-579-5079
Monitor: BodyGuardian Mini PLUS - MCT

Enrollment Info

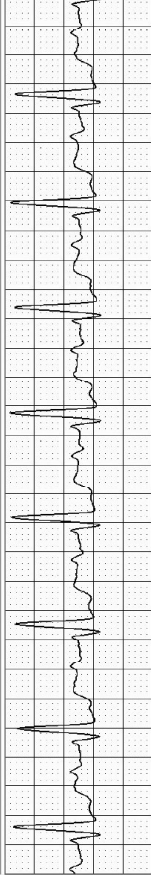
05/19/2024 - 06/17/2024
Day 3 of 30

Reason for Study: G45.9: Transient cerebral ischemic attack, unspecified

Baseline Reference

Recorded: 05/19/2024 07:40 PM Sinus Rhythm w/1st Degree AVB

25 mm/sec, 10 mm/mV



Symptom: Baseline Auto Trigger
Activity: Wireless Event
Trans: 05/19/2024 08:20 PM
Type: Auto-Detected
HR: 84.2-79.8 BPM

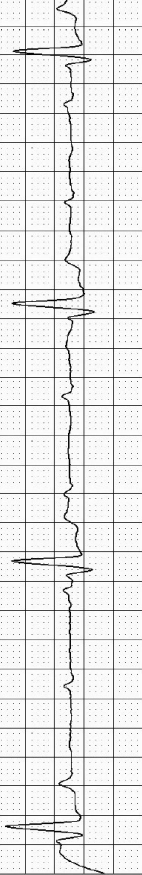
Current Event

Critical

3rd Degree AVB

Recorded: 05/21/2024 12:48:25 PM

25 mm/sec, 10 mm/mV



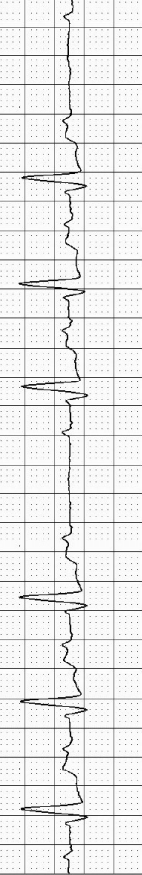
Measurements:

Rate (bpm) 40.0
PR (s) 0.00
QRS (s) 0.18
QT (s) 0.47
QTc (s) 0.38

2nd Degree AVB_1

Recorded: 05/21/2024 12:48:05 PM

25 mm/sec, 10 mm/mV



Measurements:

Rate (bpm) 60.0
PR (s) 0.24
QRS (s) 0.17
QT (s) 0.34
QTc (s) 0.34

Current Transmission

Received 05/21/2024 @ 12:52 PM

Patient Symptom: Auto Trigger

Patient Activity: Wireless Event

Event Type: Auto Trigger

Location: Wireless Event

Report Analysis: 3rd Degree AVB, 2nd Degree AVB Type 1

Comments: Report edited/reviewed by: PABLO SAAVEDRA-NASHVILLE at: 5/22/2024 8:10PM (CT).


MDN: 05/21/2024 02:24 PM : 3rd Attempt - Paged@ 1:43PM, @ 1:59 PM, @ 2:26PM, 3rd Degree AVB (Complete) First Doc, Bradycardia (Any Rhythm)
05/21/2024 01:59 PM : 2nd Attempt - Paged@ 1:43PM, @ 1:59 PM, 3rd Degree AVB (Complete) First Doc, Bradycardia (Any Rhythm)
05/21/2024 01:42 PM : 1st Attempt - Paged@ 1:43PM, Bradycardia (Any Rhythm), 3rd Degree AVB (Complete) First Doc

Interpreting Physician:

I have personally reviewed and interpreted this report.

Unfiltered ECG data is available up to 90 days after the patient's service end date. Assessing unfiltered beat-to-beat ECG data on the ECG Insight® system is recommended when confirming rhythm adjudication for medical decision making.

D.O.B.: 11/28/1947 Age: 76 Gender: Male Patient ID: 022804157 Reason for Study: G45.9: Transient cerebral ischemic attack,





Cardiac Report: Day 3 - Stable

Boston Scientific
Cardiac Diagnostic Services, LLC
888.500.3522
www.CDx.BostonScientific.com

Received 05/21/2024 @ 03:57 PM
All times in North American Central Time (CST/CDT)

Patient: CHARLES SHELTON

Patient ID: 022804157
Gender: Male
Date of Birth: 11/28/1947 (76 years)
Physician: BRENT C ANDERSON
Practice: FRANKLIN

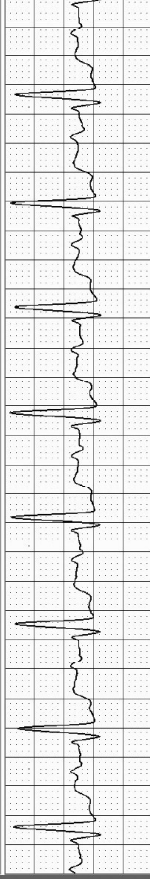
Phone: 615-579-5079
Monitor: BodyGuardian Mini PLUS - MCT

Enrollment Info
05/19/2024 - 06/17/2024

Day 3 of 30

Reason for Study
G45.9: Transient cerebral ischemic attack, unspecified


Baseline Reference Recorded: 05/19/2024 07:40 PM Sinus Rhythm w/1st Degree AVB 25 mm/sec, 10 mm/mV



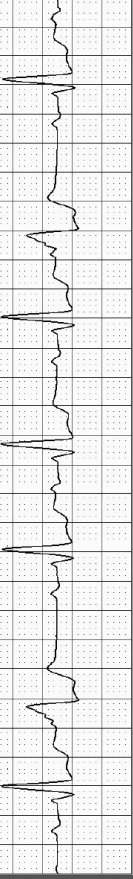
Symptom: Baseline Auto Trigger
Activity: Wireless Event
Trans: 05/19/2024 08:20 PM
Type: Auto-Detected
HR: 84.2-79.8 BPM

Current Event

3rd Degree AVB w/Ventricular Recorded: 05/21/2024 03:54:43 PM 25 mm/sec, 10 mm/mV



Sinus Rhythm w/1st Degree Recorded: 05/21/2024 03:54:56 PM 25 mm/sec, 10 mm/mV



Measurements:

Rate (bpm) 30.0
PR (s) 0.01
QRS (s) 0.16
QT (s) 0.01
QTc (s) 0.01

Measurements:

Rate (bpm) 69.0
PR (s) 0.24
QRS (s) 0.16
QT (s) 0.38
QTc (s) 0.41

Stable

Current Transmission

Received 05/21/2024 @ 03:57 PM

Patient Symptom: Auto Trigger

Patient Activity: Wireless Event

Event Type: Auto Trigger

Location: Wireless Event

Report Analysis: 3rd Degree AVB, Sinus Rhythm w/Ventricular Asystole (4.83 sec)/1st Degree AV Block/Couplet PVCs/MF PVCs (7 in 1 min)


Comments: CRAT/CCT Tech Reviewed

Interpreting Physician:

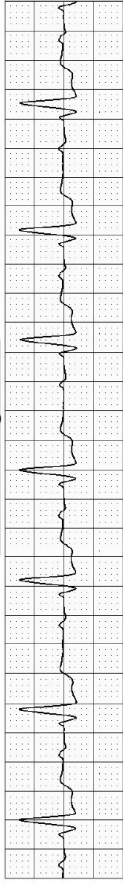
I have personally reviewed and interpreted this report.

Unfiltered ECG data is available up to 90 days after the patient's service end date. Assessing unfiltered beat-to-beat ECG data on the ECG Insight® system is recommended when confirming rhythm adjudication for medical decision making.


Full Disclosure Recorded: 5/21/2024 @ 3:54:13 PM 25 mm/sec, 8 mm/mV Continues->




Recorded: 5/21/2024 @ 3:54:19 PM 25 mm/sec, 8 mm/mV Continues->




Recorded: 5/21/2024 @ 3:54:25 PM 25 mm/sec, 8 mm/mV Continues->




Recorded: 5/21/2024 @ 3:54:31 PM 25 mm/sec, 8 mm/mV Continues->



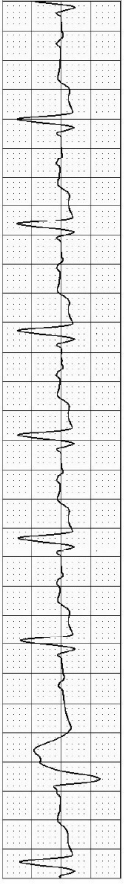
Recorded: 5/21/2024 @ 3:54:37 PM 25 mm/sec, 8 mm/mV Continues->



Recorded: 5/21/2024 @ 3:54:43 PM 25 mm/sec, 8 mm/mV Continues->




Recorded: 5/21/2024 @ 3:54:49 PM 25 mm/sec, 8 mm/mV Continues->




Recorded: 5/21/2024 @ 3:54:55 PM 25 mm/sec, 8 mm/mV Continues->



Recorded: 5/21/2024 @ 3:55:01 PM 25 mm/sec, 8 mm/mV Continues->



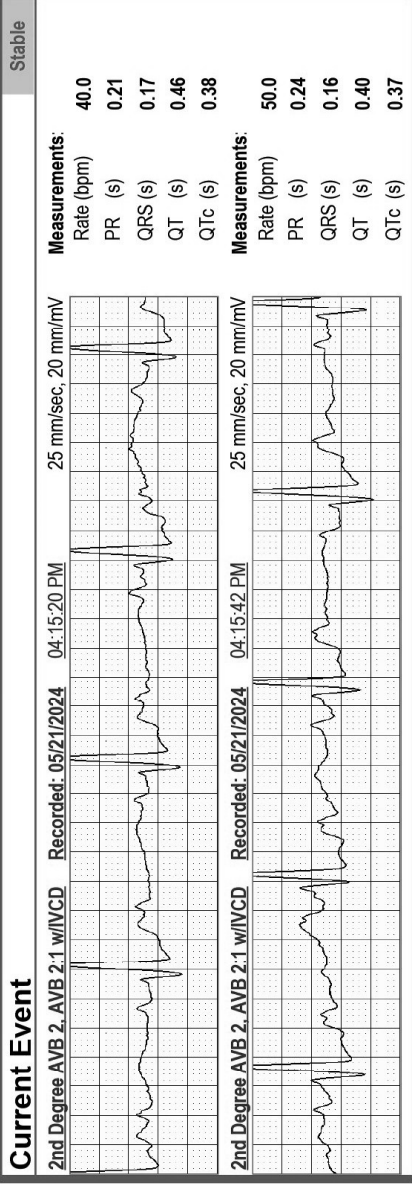
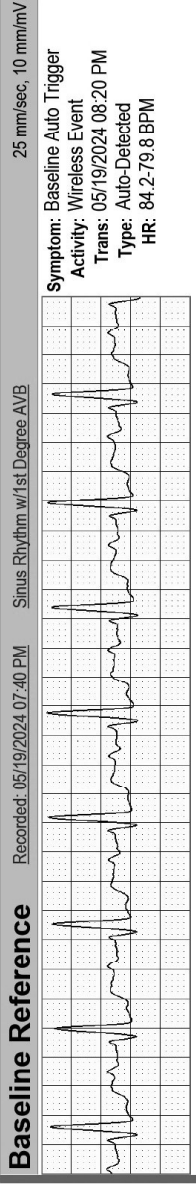
Recorded: 5/21/2024 @ 3:55:07 PM 25 mm/sec, 8 mm/mV End





Patient: CHARLES SHELTON	
Patient ID	022804157
Gender	Male
Date of Birth	11/28/1947 (76 years)
Phone	615-579-5079
Monitor	BodyGuardian Mini PLUS - MCT
Physician	BRENT C ANDERSON
Practice	FRANKLIN
Reason for Study	G45.9: Transient cerebral ischemic attack, unspecified

Enrollment Info
05/19/2024 - 06/17/2024
Day 3 of 30



Current Transmission Received 05/21/2024 @ 04:25 PM

Patient Symptom: Auto Trigger
 Patient Activity: Wireless Event
 Report Analysis: AVB 2:1, 2nd Degree AVB Type 2 w/IVCD
 Event Type: Auto Trigger
 Location: Wireless Event

Comments: CRAT/CCT Tech Reviewed

Interpreting Physician: _____
 I have personally reviewed and interpreted this report.

Unfiltered ECG data is available up to 90 days after the patient's service end date. Assessing unfiltered beat-to-beat ECG data on the ECG Insight® system is recommended when confirming rhythm adjudication for medical decision making.