

Township Trustees of Schools

TOWNSHIP 38 NORTH, RANGE 12 EAST

www.lyonstto.net

BOARD OF SCHOOL TRUSTEES
Michael S. Thiessen, President
Michael Dickman, Trustee
Caroline P. Golden, Trustee

22 Calendar Ave. STE D
LaGrange, IL 60525
Phone 708-352-4480
Fax 708-352-4417

NOTICE

NOTICE OF A SPECIAL MEETING OF THE BOARD OF TRUSTEES OF THE LYONS TOWNSHIP SCHOOL TREASURER'S OFFICE

February 4, 2019 – 5:30 P.M.

The Board of Township Trustees of Schools, Range 38 North, Range 12 East, Illinois (Lyons Township) have called a special meeting to be held in the office of the School Treasurer located at 22 Calendar Court, Suite D., LaGrange, Illinois, on February 4, 2019 at 5:30 P.M.

AGENDA

1. Call to Order & Roll Call

2. Pledge of Allegiance

3. Public Comments

4. Review/Approval of Minutes

Board of School Trustees review and approval of the Lyons Township School Treasurer's minutes of:

1. December 10, 2018 – TTO Open Meeting
2. December 10, 2018 – TTO Closed Meeting
3. January 7, 2019 – TTO Open Meeting
4. January 7, 2019 – TTO Closed Meeting

5. Review the Lyons Township Treasurer's Financial Reports

Board of School Trustees discussion and review of the Lyons Township School Treasurer's financial statements for the following months as presented.

- January 2019

6. Review/Approval of Payables List

Board of School Trustees approval and ratification for the payment of expenses is requested for the Lyons Township School Treasurer's payables in the amount of :

- February 4, 2019 - \$ 41,851.37

7. **Review School Districts Official Records**
Board of School Trustees discussion and review of the Lyons Township Schools and Coop's financial records for:
 - December 2018

NEW BUSINESS:


8. **Quarterly Investment Report – December 31, 2018**
9. **Vision 96 Contract Renewal**
10. **Semi-Annual Review of the minutes of meetings lawfully closed under the Open Meetings Act**
11. **Attorney Engagement Letter**

OLD BUSINESS:

12. **West 40**
13. **Motion to suspend the Special Meeting for the purpose of entering closed session**
 - *Illinois Open Meetings Act, (5 ILCS 120/2 (c)(11)*, “Litigation, when an action against, affecting or on behalf of the particular public body has been filed and is pending before a court or administrative tribunal, or when the public body finds that an action is probable or imminent, in which case the basis for the finding shall be recorded and entered into the minutes of the closed meeting.”
 - *Illinois Open Meetings Act, (5 ILCS 120/2 (c)(1)*, “Discussion on the appointment, employment, compensation, discipline, performance or dismissal of specific employees of the public body.”
14. **Motion to reconvene the Special Meeting of the Board of Trustees**
15. **Action as a result of Closed Session**
16. **Adjournment**

Township of School Trustees
Special Board Meeting
February 4, 2019
5:30 P.M.

22 Calendar Court, Suite D
LaGrange, IL 60525



MEETING

Call to Order & Roll Call

Public Comments

Review/Approval of Minutes

December 10, 2018 - TTO Open Meeting
December 10, 2018 - TTO Closed Meeting

January 10, 2019 - TTO Open Meeting
January 10, 2019 - TTO Closed Meeting

Review the Lyons Township Treasurer's Financial Reports

- January 2019

Lyons Township Trustee of Schools

Revenues-Expenditures by Function

Fiscal Year: 2018-2019

From Date: 1/1/2019

To Date: 1/31/2019

- Subtotal by Collapse Mask
 Exclude Inactive Accounts with zero balance

- Include pre encumbrance
 Print accounts with zero balance
 Filter Encumbrance Detail by Date Range

Account Number	Description	GL Budget	Range To Date	YTD	Balance	Encumbrance	Budget Balance	% Bud
10.4.1940.0000.000.4001	PRORATA - CURRENT YEAR	(\$1,678,186.00)	\$0.00	\$0.00	(\$1,678,186.00)	\$0.00	(\$1,678,186.00)	100.00%
10.4.1940.0000.000.4002	PRORATA - IMMEDIATE PRIOR YEAR	(\$354,104.00)	\$0.00	(\$218,150.11)	(\$135,953.89)	\$0.00	(\$135,953.89)	38.39%
10.4.1940.0000.000.4003	PRORATA - PRIOR YEARS	(\$386,985.00)	\$0.00	\$0.00	(\$386,985.00)	\$0.00	(\$386,985.00)	100.00%
	FUNCTION: SERVICES PROVIDED TO OTHER DISTRICTS - 1940	(\$2,419,275.00)	\$0.00	(\$218,150.11)	(\$2,201,124.89)	\$0.00	(\$2,201,124.89)	90.98%
10.5.2520.1000.000.5001	SALARIES - TREASURER	\$140,000.00	\$11,666.66	\$81,666.62	\$68,333.38	\$0.00	\$68,333.38	41.67%
10.5.2520.1000.000.5002	SALARIES - OFFICE MANAGER	\$71,193.00	\$5,932.76	\$41,529.32	\$29,663.68	\$0.00	\$29,663.68	41.67%
10.5.2520.1000.000.5004	SALARIES - PAYROLL	\$60,000.00	\$5,000.00	\$35,000.00	\$25,000.00	\$0.00	\$25,000.00	41.67%
10.5.2520.1000.000.5008	SALARIES - PT RECORDS MANAGEMEM	\$10,815.00	\$824.00	\$5,886.00	\$4,929.00	\$0.00	\$4,929.00	45.58%
10.5.2520.1000.000.5010	SALARIES - OVERTIME	\$2,000.00	\$0.00	\$0.00	\$2,000.00	\$0.00	\$2,000.00	100.00%
10.5.2520.1000.000.5011	SALARIES - DIR OF FINANCE AND	\$90,000.00	\$7,500.00	\$33,750.00	\$56,250.00	\$0.00	\$56,250.00	62.50%
10.5.2520.1000.000.5012	SALARIES - ACCOUNTANT	\$38,603.00	\$3,216.92	\$22,472.48	\$16,130.52	\$0.00	\$16,130.52	41.79%
10.5.2520.1000.000.5013	SALARIES - SR ACCOUNTANT	\$76,126.00	\$6,343.84	\$44,316.21	\$31,809.79	\$0.00	\$31,809.79	41.79%
10.5.2520.1000.000.5014	SALARIES - RECEPTION/BANKING	\$0.00	\$0.00	\$1,237.58	(\$1,237.58)	\$0.00	(\$1,237.58)	0.00%
10.5.2520.1000.000.5015	SALARIES - PT BUSINESS SERVICE	\$15,000.00	\$1,445.50	\$9,154.30	\$5,845.70	\$0.00	\$5,845.70	38.97%
10.5.2520.2120.000.0000	BENEFITS - IMRF	\$43,802.00	\$3,027.56	\$24,816.01	\$18,985.99	\$0.00	\$18,985.99	43.35%
10.5.2520.2130.000.0000	FICA	\$39,912.00	\$3,445.59	\$22,966.58	\$16,945.42	\$0.00	\$16,945.42	42.46%
10.5.2520.2140.000.0000	MEDICARE	\$9,334.00	\$806.47	\$5,371.77	\$3,962.23	\$0.00	\$3,962.23	42.45%
10.5.2520.2210.000.0000	LIFE INSURANCE	\$1,608.00	\$208.82	\$759.17	\$848.83	\$0.00	\$848.83	52.79%
10.5.2520.2220.000.0000	MEDICAL INSURANCE	\$127,393.00	\$8,231.38	\$54,220.69	\$73,172.31	\$0.00	\$73,172.31	57.44%
10.5.2520.2230.000.0000	DENTAL INSURANCE	\$7,994.00	\$1,332.36	\$4,084.16	\$3,909.84	\$0.00	\$3,909.84	48.91%
10.5.2520.2341.000.0000	VISION INSURANCE	\$1,076.00	\$163.72	\$547.66	\$528.34	\$0.00	\$528.34	49.10%
10.5.2520.3100.000.0000	CPA SERVICES	\$90,000.00	\$0.00	\$29,916.25	\$60,083.75	\$0.00	\$60,083.75	66.76%
10.5.2520.3100.000.0019	PROGRAMMING & TRAINING	\$3,000.00	\$0.00	\$0.00	\$3,000.00	\$0.00	\$3,000.00	100.00%
10.5.2520.3100.000.0023	PROF. & TECH. SERVICES - IT	\$13,000.00	\$1,050.00	\$3,885.50	\$9,114.50	\$0.00	\$9,114.50	70.11%
10.5.2520.3100.000.0000	EMPLOYEE ASSISTANCE SERVICES	\$2,500.00	\$0.00	\$1,250.00	\$1,250.00	\$0.00	\$1,250.00	50.00%
10.5.2520.3160.000.0000	ANNUAL I.V. LICENSE	\$124,000.00	\$119,739.00	\$119,739.00	\$4,261.00	\$0.00	\$4,261.00	3.44%
10.5.2520.3160.000.0027	SOFTWARE	\$9,000.00	\$258.00	\$3,317.99	\$5,682.01	\$0.00	\$5,682.01	63.13%
10.5.2520.3170.000.0000	AUDIT/FINANCIAL SERVICES	\$23,000.00	\$0.00	\$19,800.00	\$3,200.00	\$0.00	\$3,200.00	13.91%
10.5.2520.3180.000.0000	DEL GALDO LEGAL SERVICES	\$32,000.00	\$2,913.75	\$11,452.50	\$20,547.50	\$0.00	\$20,547.50	64.21%
10.5.2520.3180.000.0001	MILLER CANFIELD - LITIGATION	\$500,000.00	\$57,306.50	\$230,818.28	\$269,181.72	\$0.00	\$269,181.72	53.84%
10.5.2520.3190.000.0000	OTHER PROFESSIONAL AND TECHNIC	\$1,000.00	\$0.00	\$235.80	\$764.20	\$0.00	\$764.20	76.42%
10.5.2520.3200.000.0000	PROPERTY SERVICES	\$575.00	\$46.52	\$339.62	\$235.38	\$0.00	\$235.38	40.94%
10.5.2520.3200.000.0002	PROPERTY APPRAISAL	\$250.00	\$0.00	\$0.00	\$250.00	\$0.00	\$250.00	100.00%
10.5.2520.3210.000.0000	SANITATION SERVICES	\$840.00	\$70.00	\$490.00	\$350.00	\$0.00	\$350.00	41.67%
10.5.2520.3220.000.0000	CLEANING SERVICES	\$5,100.00	\$425.00	\$2,975.00	\$2,125.00	\$0.00	\$2,125.00	41.67%
10.5.2520.3250.000.0000	RENTALS	\$51,000.00	\$4,053.00	\$29,331.00	\$21,669.00	\$0.00	\$21,669.00	42.49%
10.5.2520.3250.000.0003	COPIER & PRINTER LEASE	\$13,500.00	\$968.00	\$7,656.00	\$5,844.00	\$0.00	\$5,844.00	43.29%
10.5.2520.3250.000.0004	NEOPOST LEASE	\$2,004.00	\$0.00	\$1,002.00	\$1,002.00	\$0.00	\$1,002.00	50.00%
10.5.2520.3320.000.0000	TRAVEL	\$1,800.00	\$0.00	\$17.93	\$1,782.07	\$0.00	\$1,782.07	99.00%
10.5.2520.3330.000.0000	MEETING EXPENSE	\$1,200.00	\$35.00	\$437.22	\$762.78	\$0.00	\$762.78	63.57%
10.5.2520.3400.000.0000	TELEPHONE SERVICE	\$9,000.00	\$699.74	\$4,096.22	\$4,903.78	\$0.00	\$4,903.78	54.49%
10.5.2520.3400.000.0005	POSTAGE	\$500.00	\$1.00	\$109.46	\$390.54	\$0.00	\$390.54	78.11%
10.5.2520.3400.000.0008	INTERNET	\$2,700.00	\$224.85	\$1,349.10	\$1,350.90	\$0.00	\$1,350.90	50.03%
10.5.2520.3600.000.0000	PRINTING AND BINDING	\$16,500.00	\$18,930.91	\$18,930.91	(\$2,430.91)	\$0.00	(\$2,430.91)	-14.73%
10.5.2520.3800.000.0000	COBRA ADMINISTRATION	\$750.00	\$76.02	\$532.14	\$217.86	\$0.00	\$217.86	29.05%
10.5.2520.3800.000.0011	RETIREE/COBRA BENEFITS	\$15,844.00	\$5,461.39	\$13,905.42	\$1,938.58	\$0.00	\$1,938.58	12.24%
10.5.2520.3800.000.0013	COMMERCIAL PACKAGE	\$10,000.00	\$0.00	\$8,958.00	\$1,042.00	\$0.00	\$1,042.00	10.42%
10.5.2520.3800.000.0014	WORKERS COMPENSATION	\$4,000.00	\$0.00	\$3,210.00	\$790.00	\$0.00	\$790.00	19.75%
10.5.2520.3800.000.0015	COMMERCIAL UMBRELLA	\$20.00	\$0.00	\$0.00	\$20.00	\$0.00	\$20.00	100.00%
10.5.2520.3800.000.0016	PUBLIC OFFICIALS LIABILITY	\$15,000.00	\$0.00	\$0.00	\$15,000.00	\$0.00	\$15,000.00	100.00%

Lyons Township Trustee of Schools

Revenues-Expenditures by Function

Fiscal Year: 2018-2019

Subtotal by Collapse Mask

Include pre encumbrance

Print accounts with zero balance

Filter Encumbrance Detail by Date Range

Exclude Inactive Accounts with zero balance

From Date: 1/1/2019 To Date: 1/31/2019

Account Number	Description	GL Budget	Range To Date	YTD	Balance	Encumbrance	Budget Balance	% Bud
10.5.2520.3800.000.0017	CYBER LIABILITY	\$1,875.00	\$0.00	\$1,875.00	\$0.00	\$0.00	\$0.00	0.00%
10.5.2520.3800.000.2009	ILLINOIS DEPT OF EMPLOYMENT SE	\$16,550.00	\$0.00	\$969.00	\$15,591.00	\$0.00	\$15,591.00	94.21%
10.5.2520.4100.000.0000	OFFICE SUPPLIES	\$12,000.00	\$253.16	\$4,524.01	\$7,475.99	\$0.00	\$7,475.99	62.30%
10.5.2520.4100.000.0018	PAPER	\$500.00	\$0.00	\$261.18	\$238.82	\$0.00	\$238.82	47.76%
10.5.2520.4100.000.0024	ENVELOPES	\$1,100.00	\$525.00	\$525.00	\$575.00	\$0.00	\$575.00	52.27%
10.5.2520.4400.000.0000	PERIODICALS	\$500.00	\$0.00	\$337.00	\$163.00	\$0.00	\$163.00	32.60%
10.5.2520.4900.000.0020	CHECKS	\$1,500.00	\$0.00	\$1,656.83	(\$156.83)	\$0.00	(\$156.83)	-10.46%
10.5.2520.5500.000.0000	CAPITALIZED EQUIPMENT	\$6,000.00	\$0.00	\$0.00	\$6,000.00	\$0.00	\$6,000.00	100.00%
10.5.2520.6400.000.0000	DUES AND FEES	\$3,500.00	\$8.03	\$2,193.32	\$1,306.68	\$0.00	\$1,306.68	37.33%
	FUNCTION: FISCAL SERVICES - 2520	\$1,726,464.00	\$272,190.45	\$913,865.23	\$812,598.77	\$0.00	\$812,598.77	47.07%
	Grand Total:			\$695,715.12	(\$1,388,526.12)	\$0.00	(\$1,388,526.12)	200.42%

End of Report

Review/Approval of Payables List

- February 4, 2019

LYONS TOWNSHIP TRUSTEE OF SCHOOLS VOUCHER

Voucher No: 1065

Voucher Date: 02/04/2019

Prepared By:

P. Favela
Printed: 02/04/2019 09:22:55 AM

LYONS TOWNSHIP TRUSTEE OF SCHOOLS is hereby authorized to draw warrants against LYONS TOWNSHIP TRUSTEE OF SCHOOLS funds for the sum of \$41,851.37 on account of obligations incurred for value received in services and for materials as shown below for period July 1, 2018 to June 30, 2019 (period cannot overlap fiscal year end.)

I certify that this claim is just and correct, and the services and/or materials herein represented have been received during the period listed above. All items are properly coded and not in excess of the budget.



Michael S. Thiessen Board President

Caroline P Golden Trustee

Michael Dickman Trustee

LYONS TOWNSHIP TRUSTEE OF SCHOOLS

Fund		Amount
10	EDUCATION	\$41,851.37
		<hr/> \$41,851.37

Lyons Township Trustee of Schools

Voucher Detail Listing

Voucher Batch Number: 1065

02/04/2019

Fiscal Year: 2018-2019

Vendor Remit Name
Description

Amount

ACCURATE OFFICE SUPPLY CO.

1000018

Check Group:

OFFICE SUPPLIES

\$13.00

V974163 10.5.2520.4100.000.0000
2/4/2019 OFFICE SUPPLIES

Check #: 0

PO/InvoiceTotal: \$13.00

Vendor Total: \$13.00

ADT SECURITY SERVICES

1000021

Check Group:

02/03/19 - 03/02/2019

\$46.52

V125377 10.5.2520.3200.000.0000
2/4/2019 PROPERTY SERVICES

Check #: 0

PO/InvoiceTotal: \$46.52

Vendor Total: \$46.52

COMCAST

1000050

Check Group:

Internet - 01/16/2019 - 02/15/2019

\$236.85

January 2019 10.5.2520.3400.000.0008
2/4/2019 INTERNET

Check #: 0

PO/InvoiceTotal: \$236.85

Vendor Total: \$236.85

De Lage Landen Financial Services, Inc.

Check Group:

Samsung - 01/15/2019 - 02/14/2019

\$968.00

62208806 10.5.2520.3250.000.0003
2/4/2019 COPIER & PRINTER LEASE

Check #: 0

PO/InvoiceTotal: \$968.00

Vendor Total: \$968.00

DEL GALDO LAW GROUP, LLC

Check Group:

Lyons Township Trustee of Schools

Voucher Detail Listing

Voucher Batch Number: 1065 02/04/2019

Fiscal Year: 2018-2019

Vendor Remit Name Description	Vendor #	QTY	PO No.	Invoice Invoice Date	Account	Amount
Legal Services - December 2018		1	0	2/1988	10.5.2520.3180.000.0000	\$3,700.00
				2/4/2019	DEL GALDO LEGAL SERVICES	
<p>Check #: 0 PO/InvoiceTotal: \$3,700.00</p> <p>Vendor Total: \$3,700.00</p>						
<p>FIRST COMMUNICATIONS</p> <p>Check Group:</p>						
January 2019		1	0	117133507	10.5.2520.3400.000.0000	\$710.44
				2/4/2019	TELEPHONE SERVICE	
<p>Check #: 0 PO/InvoiceTotal: \$710.44</p> <p>Vendor Total: \$710.44</p>						
<p>FIRST NATIONAL BANK OF LAGRANGE</p> <p>Check Group:</p>						
	1000078					
Amazon - Office Supplies		1	0	V900188	10.5.2520.4100.000.0000	\$98.74
				2/4/2019	OFFICE SUPPLIES	
Amazon - Office Supplies		1	0	V900188	10.5.2520.4100.000.0000	\$24.25
				2/4/2019	OFFICE SUPPLIES	
Amazon - Office Supplies		1	0	V900188	10.5.2520.4100.000.0000	\$10.40
				2/4/2019	OFFICE SUPPLIES	
W2 Envelopes		1	0	V900188	10.5.2520.4100.000.0024	\$569.37
				2/4/2019	ENVELOPES	
MEETING EXPENSE		1	0	V900188	10.5.2520.3330.000.0000	\$101.30
				2/4/2019	MEETING EXPENSE	
Google Apps - January 2019		1	0	V900188	10.5.2520.3160.000.0027	\$170.00
				2/4/2019	SOFTWARE	
Postage Expense		1	0	V900188	10.5.2520.3400.000.0005	\$31.81
				2/4/2019	POSTAGE	
Postage Expense		1	0	V900188	10.5.2520.3400.000.0005	\$21.75
				2/4/2019	POSTAGE	

Lyons Township Trustee of Schools

Voucher Detail Listing

Voucher Batch Number: 1065 02/04/2019

Fiscal Year: 2018-2019

Vendor Remit Name Description	Vendor #	QTY	PO No.	Invoice Invoice Date	Account	Amount
Postage Expense		1	0	V900188 2/4/2019	10.5.2520.3400.000.0005 POSTAGE	\$36.95
Finance Charge		1	0	V900188 2/4/2019	10.5.2520.6400.000.0000 DUES AND FEES	\$14.39
Amzaon Return		1	0	V900188 2/4/2019	10.5.2520.4100.000.0000 OFFICE SUPPLIES	(\$34.99)
Finance Credit		1	0	V900188 2/4/2019	10.5.2520.6400.000.0000 DUES AND FEES	(\$8.03)
Check #: 0						
PO/Invoice Total:						\$1,035.94
Vendor Total:						\$1,035.94
HINCKLEY SPRINGS	1000092					
Check Group:						
Hinckley - December 2018		1	0	14650680 011219 2/4/2019	10.5.2520.4100.000.0000 OFFICE SUPPLIES	\$140.47
Check #: 0						
PO/Invoice Total:						\$140.47
Vendor Total:						\$140.47
Jonathan Villar						
Check Group:						
Mileage Reimbursement		1	0	January 2019 2/4/2019	10.5.2520.3320.000.0000 TRAVEL	\$37.86
Check #: 0						
PO/Invoice Total:						\$37.86
Vendor Total:						\$37.86
KELLY BRADSHAW	1000114					
Check Group:						
12/02/2019 - 12/30/2019		1	0	82 2/4/2019	10.5.2520.3100.000.0000 CPA SERVICES	\$3,802.50
Check #: 0						

Lyons Township Trustee of Schools

Voucher Detail Listing

Voucher Batch Number: 1065 02/04/2019

Fiscal Year: 2018-2019

Vendor Remit Name
Description

Amount

Vendor # QTY PO No. Invoice Date Account

PO/Invoice Total: \$3,802.50
Vendor Total: \$3,802.50

MAILFINANCE 1000135

Check Group:

11/13 - 02/12/2019

1 0 N7525296 10.5.2520.3250.000.0004
2/4/2019 NEOPOST LEASE

\$501.00

Check #: 0

PO/Invoice Total: \$501.00
Vendor Total: \$501.00

MILLER CANFIELD PADDOCK & STONE, P.L.C 1000117

Check Group:

D204 Post 2012 Pro-Rata - December 2018

1 0 1422967 10.5.2520.3180.000.0001
2/4/2019 MILLER CANFIELD - LITIGATION

\$24,392.79

Check #: 0

PO/Invoice Total: \$24,392.79
Vendor Total: \$24,392.79

Perspectives LTD.

Check Group:

02/01/ - 04/30/2019

1 0 91555 10.5.2520.3110.000.0000
2/4/2019 EMPLOYEE ASSISTANCE SERVICES

\$625.00

Check #: 0

PO/Invoice Total: \$625.00
Vendor Total: \$625.00

RRP HOLDINGS, LLC

Check Group:

Rent - March 2019

1 0 March 2019 10.5.2520.3250.000.0000
2/4/2019 RENTALS

\$4,053.00

Garbage - March 2019

1 0 March 2019 10.5.2520.3210.000.0000
2/4/2019 SANITATION SERVICES

\$70.00

Lyons Township Trustee of Schools

Voucher Detail Listing

Voucher Batch Number: 1065 02/04/2019

Fiscal Year: 2018-2019

Vendor Remit Name
Description

Vendor #	QTY	PO No.	Invoice Date	Account	Amount
	1	0	March 2019 2/4/2019	10.5.2520.3250.000.0000 RENTALS	\$480.00
Check #: 0					
PO/Invoice Total:					\$4,603.00
Vendor Total:					\$4,603.00
SOUND INCORPORATED					
Check Group:					
Warranty Ext. February 2019	1	0	R159583 2/4/2019	10.5.2520.3160.000.0027 SOFTWARE	\$88.00
Check #: 0					
PO/Invoice Total:					\$88.00
Vendor Total:					\$88.00
Vision 96, LLC					
Check Group:					
IT Services - January 2019	1	0	3221 2/4/2019	10.5.2520.3100.000.0023 PROF. & TECH. SERVICES - IT	\$525.00
Check #: 0					
PO/Invoice Total:					\$525.00
Vendor Total:					\$525.00
WIPE N' KLEEN					
Check Group:					
February 2019	1	0	February 2019 2/4/2019	10.5.2520.3220.000.0000 CLEANING SERVICES	\$425.00
Check #: 0					
PO/Invoice Total:					\$425.00
Vendor Total:					\$425.00
Grand Total:					\$41,851.37

End of Report

Review School Districts Official Records

- December 2018

Lyons Township School Treasurer's Office
 District Operations Report
 December 2018

District	Beginning FY19 Fund Balance	Beginning FY19 fund balance adjustments*	Revenues	Beg. Balance + Revenues	Disbursements	Ending FY19 Fund Balance	% of Total Ending Fund Balance
995	242,435.83		86,730.02	329,165.85	100,189.11	228,976.74	0.11%
999	804,769.45		3,464,125.19	4,268,894.64	3,823,338.35	445,556.29	0.22%
101	10,031,198.70		8,816,555.40	18,847,754.10	8,897,223.68	9,950,530.42	4.91%
102*	8,511,156.28	92.61	19,098,709.92	27,609,958.81	10,848,373.47	16,761,585.34	8.26%
103	12,774,199.15		16,005,823.92	28,780,023.07	18,577,997.09	10,202,025.98	5.03%
104	11,264,811.99		14,887,443.97	26,152,255.96	15,401,914.63	10,750,341.33	5.30%
105	16,467,035.97		11,943,988.66	28,411,024.63	11,025,925.24	17,385,099.39	8.57%
106	12,067,764.44		6,352,040.11	18,419,804.55	5,631,021.63	12,788,782.92	6.31%
106.5	1,559,655.42		3,379,718.13	4,939,373.55	4,643,105.59	296,267.96	0.15%
106.7	9,261.88		0.00	9,261.88	0.00	9,261.88	0.00%
107	13,721,883.36		7,210,240.27	20,932,123.63	7,097,756.19	13,834,367.44	6.82%
108	5,984,829.32		3,107,310.78	9,092,140.10	3,135,824.96	5,956,315.14	2.94%
109	29,249,565.48		16,842,219.21	46,091,784.69	19,357,978.77	26,733,805.92	13.18%
204	40,628,517.83		36,388,347.59	77,016,865.42	35,489,947.87	41,526,917.55	20.47%
2045	3,638,294.52		14,854,377.05	18,492,671.57	9,523,079.89	8,969,591.68	4.42%
217	27,210,053.43		18,178,491.06	45,388,544.49	18,403,958.76	26,984,585.73	13.30%
TOTAL	198,552,285.54	92.61	180,616,121.28	374,781,646.94	171,957,635.23	202,824,011.71	100.00%

* District 102 presented financials represent October 2018, December Financials are pending District Level review

Quarterly Investment Report

December 31, 2018

Township Trustees of Schools

TOWNSHIP 38 NORTH, RANGE 12 EAST

www.lyonstto.net

BOARD OF SCHOOL TRUSTEES

Michael S. Thiessen, President

Michael Dickman, Trustee

Caroline P. Golden, Trustee

22 Calendar Ave. STE D

LaGrange, IL 60525

Phone 708-352-4480

Fax 708-352-4417

DATE: January 31, 2019

TO: Board of School Trustees

FROM: Kenneth T. Getty, MBA, CSBO *KTG*

SUBJECT: Investment Analysis – December 31, 2018

Over the past quarter, the Bank of America Merrill Lynch Treasury & Agency Index rate of return has increased 47.43% (.9116 in September 2018 to 1.344 in December 2018). Concurrently the TTO portfolio annualized rate of return on investments has increased 15.81% (1.613 in September 2018 to 1.868 in December 2018).

Snapshot of the quarter-over-quarter and year-over-year changes in the TTO portfolio:

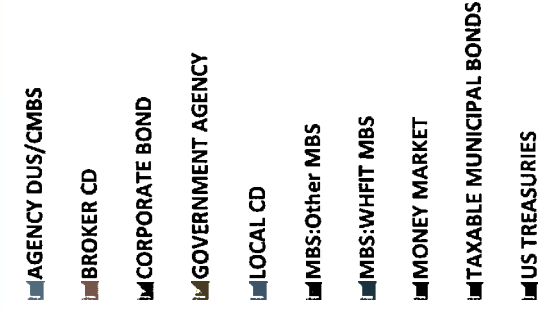
Quarter-over-Quarter					
	12/31/2018			9/30/2018	
AGENCY DUS/CMBS	\$ 62,329,801	\$ 238,202	0.38%	\$ 62,091,599	
BROKER CD	\$ 3,000,000	\$ -	0.00%	\$ 3,000,000	
CORPORATE BOND	\$ 2,013,515	\$ 2,013,515	n/a	\$ -	
GOVERNMENT AGENCY	\$ 2,531,817	\$ -	0.00%	\$ 2,531,817	
LOCAL CD	\$ 4,467,967	\$ (737,299)	-14.16%	\$ 5,205,266	
MBS:Other MBS	\$ 1,385,604	\$ 1,385,604	n/a	\$ -	
MBS:WHIT MBS	\$ 30,014,795	\$ (1,453,850)	-4.62%	\$ 31,468,645	
MONEY MARKET	\$ 44,011,814	\$ (64,774,656)	-59.54%	\$ 108,786,470	
TAXABLE MUNICIPAL BONDS	\$ 36,112,741	\$ (2,246,170)	-5.86%	\$ 38,358,911	
US TREASURIES	\$ 1,685,457	\$ (9,241,518)	-84.58%	\$ 10,926,975	
Grand Total	\$ 187,553,510	\$ (74,816,173)	-28.52%	\$ 262,369,683	
Benchmark		1.344	0.4324	47.43%	0.9116
LTTO		1.868	0.255	15.81%	1.613

Year-over-Year					
	12/31/2018			12/31/2017	
AGENCY DUS/CMBS	\$ 62,329,801	\$ 8,521,903	15.84%	\$ 53,807,898	
BROKER CD	\$ 3,000,000	\$ -	0.00%	\$ 3,000,000	
CORPORATE BOND	\$ 2,013,515	\$ 979,457	94.72%	\$ 1,034,058	
GOVERNMENT AGENCY	\$ 2,531,817	\$ (987,020)	-28.05%	\$ 3,518,837	
LOCAL CD	\$ 4,467,967	\$ 128,332	2.96%	\$ 4,339,635	
MBS:Other MBS	\$ 1,385,604	\$ 1,385,604	n/a	\$ -	
MBS:WHIT MBS	\$ 30,014,795	\$ (7,239,598)	-19.43%	\$ 37,254,393	
MONEY MARKET	\$ 44,011,814	\$ 15,942,637	56.80%	\$ 28,069,177	
TAXABLE MUNICIPAL BONDS	\$ 36,112,741	\$ (847,551)	-2.29%	\$ 36,960,292	
US TREASURIES	\$ 1,685,457	\$ 1,685,457	n/a	\$ -	
Grand Total	\$ 187,553,510	\$ 19,569,220	11.65%	\$ 167,984,290	
Benchmark		1.344	0.4324	47.43%	0.9116
LTTO		1.868	0.255	15.81%	1.613

**Lyons Township Trustees of Schools
Total Investment Portfolio
December 31, 2018**

Investment Type	Cost Basis	Total Market Value	% of Portfolio
AGENCY DUS/CMBS	62,329,801	61,471,378	33.23%
BROKER CD	3,000,000	2,968,587	1.60%
CORPORATE BOND	2,013,515	2,035,337	1.07%
GOVERNMENT AGENCY	2,531,817	2,517,758	1.35%
LOCAL CD	4,467,967	4,467,967	2.38%
MBS:Other MBS	1,385,604	1,402,307	0.74%
MBS:WHFIT MBS	30,014,795	28,810,891	16.00%
MONEY MARKET	44,011,814	44,015,996	23.47%
TAXABLE MUNICIPAL BONDS	36,112,741	35,961,023	19.25%
US TREASURIES	1,685,457	1,698,165	0.90%
Grand Total	187,553,510	185,349,408	100.00%

Total Portfolio by Type



December 18

Long Term Portfolio Metric:

Estimate Annualized Rate of Return (Since Inception current advisors; 7/1/14)

Gross of Fees

1.868%

vs. BOA ML 1-10 Treasury & Agency Index

Gross of Fees

1.3440%

TTO % over Index:

38.97%

Lyons Township Trustees of Schools
Investment Portfolio
Asset Listing
December 31, 2018

Custody	Investment Description	Maturity Date	Investment Type	Cusip/ Description	Cost Basis
Bridgeview Bank	Bridgeview Public Funds MM 1.0%		MONEY MARKET	Bridgeview Public Funds MM	2,121.74
Bridgeview Bank	CD 0134798958 0.75%	03/08/2019	LOCAL CD	134798958	250,000.00
Bridgeview Bank	CD 0134805167 0.75%	03/08/2019	LOCAL CD	0134805167	250,000.00
Byline Bank	CD 200066701 1.735%	01/03/2019	LOCAL CD	26600066701	206,031.30
Byline Bank	CD 200066702 1.735%	01/03/2019	LOCAL CD	200066702	206,031.30
Byline Bank	CD 200066703 1.735%	01/03/2019	LOCAL CD	200066703	206,031.30
Byline Bank	CD 200066704 1.735%	01/03/2019	LOCAL CD	200066704	206,031.30
Byline Bank	CD 200066705 1.735%	01/03/2019	LOCAL CD	200066705	206,031.30
Byline Bank	CD 200066706 1.735%	01/03/2019	LOCAL CD	200066706	206,031.30
Byline Bank	CD 200066707 1.735%	01/03/2019	LOCAL CD	200066707	206,031.30
Byline Bank	Public Funds Emerald MMA Var %	N/A	MONEY MARKET	Byline Bank MMA	40,308,470.90
CIBC Trust	02587DXU7 AMEX CENTURION 2% 5/7/20	05/07/2020	BROKER CD	02587DXU7	250,000.00
CIBC Trust	05580ADD3 BMW BANK NA 2% 11/18/19	11/18/2019	BROKER CD	05580ADD3	250,000.00
CIBC Trust	06740KJJ7 BARCLAYS BANK CD 1.9% 9/16/19	09/16/2019	BROKER CD	06740KJJ7	250,000.00
CIBC Trust	094808CC4 BLOOMINGTON MN PORT 2.35% 2/1/23	02/01/2023	TAXABLE MUNICIPAL BONDS	094808CC4	416,338.60
CIBC Trust	13063CKL3 CALIFORNIA ST 2.25% 5/1/19	05/01/2019	TAXABLE MUNICIPAL BONDS	13063CKL3	1,007,400.00

Lyons Township Trustees of Schools
Investment Portfolio
Asset Listing
December 31, 2018

Custody	Investment Description	Maturity Date	Investment Type	Cusip/ Description	Cost Basis *1
CIBC Trust	13067WHZ8 CA ST WTR SER A0 2.437% 12/1/21	12/01/2021	TAXABLE MUNICIPAL BONDS	13067WHZ8	5,063.15
CIBC Trust	14042E6X3 CAPITAL ONE NA 2.2% 9/16/20	09/16/2020	BROKER CD	14042E6X3	250,000.00
CIBC Trust	165573C79 CHESTER CNTY PA 2.818% 5/15/24	05/15/2024	TAXABLE MUNICIPAL BONDS	165573C79	1,007,200.00
CIBC Trust	172311KC5 CINN OH WTR C 2.768% 12/1/22	12/01/2022	TAXABLE MUNICIPAL BONDS	172311KC5	528,675.00
CIBC Trust	17312QH77 CITIBANK NA 2.7% 3/29/21	03/29/2021	BROKER CD	17312QH77	250,000.00
CIBC Trust	20772KER6 CT ST SER A 3.75% 9/15/20	09/15/2020	TAXABLE MUNICIPAL BONDS	20772KER6	1,011,530.00
CIBC Trust	21614TCZ1 COOK CY DIST#208 HS 3% 12/15/21	12/15/2021	TAXABLE MUNICIPAL BONDS	21614TCZ1	511,645.00
CIBC Trust	239864AY7 DAYTON OH MET B 2.31% 12/1/22	12/01/2022	TAXABLE MUNICIPAL BONDS	239864AY7	728,427.15
CIBC Trust	254672FV5 DISCOVER BANK CD 2.4% 1/21/22	01/21/2022	BROKER CD	254672FV5	250,000.00
CIBC Trust	3128CUL53 FREDMACGLD PL#G30348 6% 7/1/27	07/01/2027	MBS:WHFIT MBS	3128CUL53	311,543.07
CIBC Trust	3128M8UG7 FREDMAC GLD PL#G06583 5% 6/1/41	06/01/2041	MBS:WHFIT MBS	3128M8UG7	366,543.13
CIBC Trust	3128MEA43 FREDMAC #G15227 3.5% 12/1/29	12/01/2029	AGENCY DUS/CMBS	3128MEA43	844,995.55
CIBC Trust	3128PSC88 FHLMC GOLD PL#J12795 4% 8/1/25	08/01/2025	MBS:WHFIT MBS	3128PSC88	86,591.34
CIBC Trust	3128PT7C3 FREDMAC GLD PL#J14491 4% 2/1/26	02/01/2026	MBS:WHFIT MBS	3128PT7C3	1,307,711.54
CIBC Trust	3133EF4A2 FFCB 1.92% 4/9/22	04/09/2022	AGENCY DUS/CMBS	3133EF4A2	1,000,000.00
CIBC Trust	3135G0P49 FNMA 1.0% 8/28/19	08/28/2019	AGENCY DUS/CMBS	3135G0P49	300,237.00

Lyons Township Trustees of Schools
Investment Portfolio
Asset Listing
December 31, 2018

Custody	Investment Description	Maturity Date	Investment Type	Cusip/ Description	Cost Basis
CIBC Trust	3136AQ5E6 FNMA 2016M2 AV2 2.152% 1/25/23	01/25/2023	AGENCY DUS/CMBS	3136AQ5E6	985,312.50
CIBC Trust	3136G36U4 FNMA 1.5% 9/29/21	09/29/2021	AGENCY DUS/CMBS	3136G36U4	1,000,000.00
CIBC Trust	31374CLS3 FNMA POOL#310037 6.5% 10/1/36	10/01/2036	MBS:WHFIT MBS	31374CLS3	71,285.72
CIBC Trust	3137AVE86 FHLMC K711CLA2 1.73% 7/25/19	07/25/2019	AGENCY DUS/CMBS	3137AVE86	895,514.61
CIBC Trust	3137AYCE9 FHLMC MULTI 2.682% 10/25/22	10/25/2022	AGENCY DUS/CMBS	3137AYCE9	1,017,500.00
CIBC Trust	3137B4WB8 FHLMC MULTI K03 3.06% 7/25/23	07/25/2023	AGENCY DUS/CMBS	3137B4WB8	514,609.38
CIBC Trust	3137EADB2 FHLMC 2.375% 1/13/22	01/13/2022	GOVERNMENT AGENCY	3137EADB2	2,531,816.50
CIBC Trust	3138AP3V8 FNMA POOL#AI9811 4.5% 8/1/26	08/01/2026	MBS:WHFIT MBS	3138AP3V8	678,430.21
CIBC Trust	3138EGKL7 FNMA PL#AL0298 4% 5/1/26	05/01/2026	AGENCY DUS/CMBS	3138EGKL7	1,229,617.24
CIBC Trust	3138EJ3L0 FNMA #AL2606 2.647% 10/1/22	10/01/2022	AGENCY DUS/CMBS	3138EJ3L0	335,313.18
CIBC Trust	3138L0MH1 FNMA #AM0359 2.31% 8/1/22	08/01/2022	AGENCY DUS/CMBS	3138L0MH1	1,021,562.50
CIBC Trust	3138L2AE7 FNMA PL#AM1804 2.19% 12/1/22	12/01/2022	AGENCY DUS/CMBS	3138L2AE7	901,177.73
CIBC Trust	3138L33G8 FNMA #AM3498 2.01% 6/1/20	06/01/2020	AGENCY DUS/CMBS	3138L33G8	1,002,656.25
CIBC Trust	3138L3BR5 FNMA PL#AM2747 2.5% 4/1/23	04/01/2023	AGENCY DUS/CMBS	3138L3BR5	488,750.00
CIBC Trust	3138L3SP1 FNMA #AM3225 2.48% 5/1/23	05/01/2023	AGENCY DUS/CMBS	3138L3SP1	435,113.90
CIBC Trust	3138L86M1 FNMA PL#AM8075 2.85% 2/1/27	02/01/2027	AGENCY DUS/CMBS	3138L86M1	996,889.79

Lyons Township Trustees of Schools
Investment Portfolio
Asset Listing
December 31, 2018

Custody	Investment Description	Maturity Date	Investment Type	Cusip/ Description	Cost Basis *1
CIBC Trust	3138LXW9 FNMA PL #AM7892 2.73% 1/1/23	01/01/2023	AGENCY DUS/CMBS	3138LXW9	711,113.44
CIBC Trust	3138LDAV5 FNMA PL# AN0919 2.88% 2/1/26	02/01/2026	AGENCY DUS/CMBS	3138LDAV5	271,603.13
CIBC Trust	3138LGBV7 FNMA #AN3651 2.51% 11/1/26	11/01/2026	AGENCY DUS/CMBS	3138LGBV7	239,709.77
CIBC Trust	3138LGGKF2 FNMA #AN3893 2.65% 12/1/23	12/01/2023	AGENCY DUS/CMBS	3138LGGKF2	1,009,687.50
CIBC Trust	3138LH6P4 FNMA #AN53773.02% 5/1/27	05/01/2027	AGENCY DUS/CMBS	3138LH6P4	1,016,563.00
CIBC Trust	31400HKP7 FNMA POOL#688002 5.5% 3/1/33	03/01/2033	MBS:WHFIT MBS	31400HKP7	207,175.22
CIBC Trust	31400HLP6 FNMA POOL#688034 5.5% 3/1/33	03/01/2033	MBS:WHFIT MBS	31400HLP6	124,318.37
CIBC Trust	31401LVL4 FNMA POOL#711719 5.5% 6/1/33	06/01/2033	MBS:WHFIT MBS	31401LVL4	285,922.01
CIBC Trust	31406CU30 FNMA POOL#806202 5.5% 1/1/35	01/01/2035	MBS:WHFIT MBS	31406CU30	248,259.17
CIBC Trust	3140J5NB1 FNMA PL#BM1285 4.5% 5/1/47	05/01/2047	MBS:Other MBS	3140J5NB1	1,185,267.99
CIBC Trust	3140J8EZ2 FNMA #BM3751 3.5% 2/1/33	02/01/2033	AGENCY DUS/CMBS	3140J8EZ2	903,228.01
CIBC Trust	3140J8TA1 FNMA #BM4144 5% 7/1/47	07/01/2047	AGENCY DUS/CMBS	3140J8TA1	959,218.51
CIBC Trust	3140Q9JA2 FNMA PL#CA2056 4.5% 7/1/48	07/01/2048	MBS:Other MBS	3140Q9JA2	200,335.80
CIBC Trust	31412QVT3 FNMA POOL#93226 4% 12/1/24	12/01/2024	MBS:WHFIT MBS	31412QVT3	2,082,000.92
CIBC Trust	31416LLU8 FNMA POOL#AA3038 5.5% 5/1/39	05/01/2039	MBS:WHFIT MBS	31416LLU8	658,085.75
CIBC Trust	31416WSV5 FNMA POOL#AB1431 5.5% 8/1/40	08/01/2040	MBS:WHFIT MBS	31416WSV5	852,983.40

Lyons Township Trustees of Schools
Investment Portfolio
Asset Listing
December 31, 2018

Custody	Investment Description	Maturity Date	Investment Type	Cusip/ Description	Cost Basis **1
CIBC Trust	31417J2M1 FNMA POOL#AC0779 5.5% 9/1/39	09/01/2039	MBS:WHFIT MBS	31417J2M1	625,449.84
CIBC Trust	31418MR79 FNMA POOL#AD0509 6% 1/1/39	01/01/2039	MBS:WHFIT MBS	31418MR79	2,839,711.66
CIBC Trust	31418RQF1 FNMA POOL#AD4053 5.5% 4/1/40	04/01/2040	MBS:WHFIT MBS	31418RQF1	1,898,494.87
CIBC Trust	31418U4X9 FNMA POOL#AD7137 5.5% 7/1/40	07/01/2040	MBS:WHFIT MBS	31418U4X9	3,684,823.66
CIBC Trust	3733842P0 GEORGIA ST SER B 2.67% 2/1/22	02/01/2022	TAXABLE MUNICIPAL BONDS	3733842P0	854,649.50
CIBC Trust	38147JS94 GOLDMAN SACHS USA 3.3% 7/16/24	07/16/2024	BROKER CD	38147JS94	250,000.00
CIBC Trust	38378B6L8 GNMA 2013-12B 2.15487% 11/16/52	11/16/2052	AGENCY DUS/CMBS	38378B6L8	387,875.00
CIBC Trust	38379RX24 GNMA SER2017-126AC 2.5% 5/16/59	05/16/2059	AGENCY DUS/CMBS	38379RX24	975,128.28
CIBC Trust	40434YCU9 HSBC BANK USA NA 2% 10/27/23	10/27/2023	BROKER CD	40434YCU9	250,000.00
CIBC Trust	438670Q61 HONOLULU HI CITY 2.412% 11/1/21	11/01/2021	TAXABLE MUNICIPAL BONDS	438670Q61	1,638,747.00
CIBC Trust	459200HM6 IBM Corp 1.625% 5/15/20	05/15/2020	CORPORATE BOND	459200HM6	489,665.00
CIBC Trust	46625HHU7 JP MORGAN CHASE 4.25% 10/15/20	10/15/2020	CORPORATE BOND	46625HHU7	1,015,660.00
CIBC Trust	48126XYP4 JPMORGAN CHASE BK 2.1% 2/28/21	02/28/2021	BROKER CD	48126XYP4	250,000.00
CIBC Trust	546585LK4 LOUISVILLE/JEFFER KY 3% 12/1/19	12/01/2019	TAXABLE MUNICIPAL BONDS	546585LK4	267,260.40
CIBC Trust	586108AK8 MEMPHIS SHELBY CO TN 2% 11/1/19	11/01/2019	TAXABLE MUNICIPAL BONDS	586108AK8	1,000,000.00
CIBC Trust	590485E46 MESA AZ SER B 1.538% 7/1/20	07/01/2020	TAXABLE MUNICIPAL BONDS	590485E46	150,000.00

Lyons Township Trustees of Schools
Investment Portfolio
Asset Listing
December 31, 2018

Custody	Investment Description	Maturity Date	Investment Type	Cusip/ Description	Cost Basis
CIBC Trust	591852VA3 METRO COUNCIL MN ST 1.9% 9/1/21	09/01/2021	TAXABLE MUNICIPAL BONDS	591852VA3	303,453.00
CIBC Trust	604195VC8 MINNETONKA MN #276 2.55% 1/1/24	01/01/2024	TAXABLE MUNICIPAL BONDS	604195VC8	239,895.00
CIBC Trust	61690UBB5 MORGAN STANLEY BK 3.4% 11/8/22	11/08/2022	BROKER CD	61690UBB5	250,000.00
CIBC Trust	64966MC49 NY NY 2019-C 3.57% 12/1/26	12/01/2026	TAXABLE MUNICIPAL BONDS	64966MC49	500,000.00
CIBC Trust	64971WAD2 NY,NY TRANS SECDB2 2.8% 11/1/21	11/01/2021	TAXABLE MUNICIPAL BONDS	64971WAD2	501,985.00
CIBC Trust	64990ERK5 NY ST DORM AUTH 2.25% 3/15/20	03/15/2020	TAXABLE MUNICIPAL BONDS	64990ERK5	998,920.00
CIBC Trust	674599BY0 OCCIDENTAL PETROLEUM 4.1% 2/1/21	02/01/2021	CORPORATE BOND	674599BY0	508,190.00
CIBC Trust	686356PP5 ORLAND PK IL A 2.3% 12/1/22	12/01/2022	TAXABLE MUNICIPAL BONDS	686356PP5	529,008.00
CIBC Trust	704668DG4 PEACHTREE CITY GA 2.47% 3/1/22	03/01/2022	TAXABLE MUNICIPAL BONDS	704668DG4	294,222.60
CIBC Trust	70922PAL6 PENN ST TURNPIKE 3.029% 12/1/24	12/01/2024	TAXABLE MUNICIPAL BONDS	70922PAL6	777,775.00
CIBC Trust	718814J64 PHOENIX AZ VAR 2.867% 7/1/23	07/01/2023	TAXABLE MUNICIPAL BONDS	718814J64	994,060.00
CIBC Trust	73391CB5 CORPUS CHRISTI NUECES B 3.318% 12/1/23	12/01/2023	TAXABLE MUNICIPAL BONDS	73391CB5	750,000.00
CIBC Trust	735389YT9 PORT SEATTLE WA B 2.43% 5/1/22	05/01/2022	TAXABLE MUNICIPAL BONDS	735389YT9	500,000.00
CIBC Trust	736740MT5 PORTLAND OR JENILWEN 3.5% 6/1/26	06/01/2026	TAXABLE MUNICIPAL BONDS	736740MT5	1,024,220.00
CIBC Trust	795676QM0 SALT LAKE UT SER B 1.95% 6/15/21	06/15/2021	TAXABLE MUNICIPAL BONDS	795676QM0	471,319.35
CIBC Trust	812626Y29 SEATTLE WA REFSE B 1.6% 1/1/20	01/01/2020	TAXABLE MUNICIPAL BONDS	812626Y29	1,005,590.00

Lyons Township Trustees of Schools
Investment Portfolio
Asset Listing
December 31, 2018

Custody	Investment Description	Maturity Date	Investment Type	Cusip/ Description	Cost Basis
CIBC Trust	812627FP7 SEATTLE WA IMPTB 3.375% 12/1/28	12/01/2028	TAXABLE MUNICIPAL BONDS	812627FP7	781,368.20
CIBC Trust	867612CX9 SUNNYVALE CA WTR 3.17% 4/1/26	04/01/2026	TAXABLE MUNICIPAL BONDS	867612CX9	537,691.05
CIBC Trust	87164XEY8 SYNCHRONY BANK 1.95% 1/16/20	01/16/2020	BROKER CD	87164XEY8	250,000.00
CIBC Trust	875124ER6 TAMPABAY WTR RG 2.612% 10/1/25	10/01/2025	TAXABLE MUNICIPAL BONDS	875124ER6	1,000,000.00
CIBC Trust	912828F62 US Treasury 1.5% 10/31/19	10/31/2019	US TREASURIES	912828F62	692,371.09
CIBC Trust	912828SH4 US TREASURY 1.375% 2/28/19	02/28/2019	US TREASURIES	912828SH4	993,085.94
CIBC Trust	91412GF59 UofCA REV SER AU 1.91% 5/15/21	05/15/2021	TAXABLE MUNICIPAL BONDS	91412GF59	750,000.00
CIBC Trust	914713H47 UN NC CHAP HILL 2.535% 12/1/22	12/01/2022	TAXABLE MUNICIPAL BONDS	914713H47	1,014,580.00
CIBC Trust	938429R74 WASHINGTON SD48J 1.796% 6/15/20	06/15/2020	TAXABLE MUNICIPAL BONDS	938429R74	500,000.00
CIBC Trust	93974DHW1 WASHINGTON ST 2.74% 8/1/22	08/01/2022	TAXABLE MUNICIPAL BONDS	93974DHW1	994,120.00
CIBC Trust	9497484N4 WELLS FARGO BANK 1.25% 4/22/19	04/22/2019	BROKER CD	9497484N4	250,000.00
CIBC Trust	CIBC WEALTHMGMT MM 1 Var%	N/A	MONEY MARKET	WMMA00993-1	616,791.83
CIBC Trust	CIBC WEALTHMGMT MM 1 Var%	N/A	MONEY MARKET	WMMA00993-2	209,482.81
CIBC Trust	016788B67 ALLEGAN CNTY MI 2.4% 5/1/20	05/01/2020	TAXABLE MUNICIPAL BONDS	016788B67	450,000.00
CIBC Trust	04048PKH2 AZ BRD RGTS COPS 1.62% 6/1/19	06/01/2019	TAXABLE MUNICIPAL BONDS	04048PKH2	248,247.50
CIBC Trust	051411RQ1 AUGUSTA ME TX PNS 3.13% 10/1/22	10/01/2022	TAXABLE MUNICIPAL BONDS	051411RQ1	490,000.00

Lyons Township Trustees of Schools
Investment Portfolio
Asset Listing
December 31, 2018

Custody	Investment Description	Maturity Date	Investment Type	Cusip/ Description	Cost Basis
CIBC Trust	080053GM7 BELLWOODANTIS PA 2.85% 6/1/2020	06/01/2020	TAXABLE MUNICIPAL BONDS	080053GM7	255,000.00
CIBC Trust	095167RW4 BLOUNT CNTY TN A 1.73% 6/1/21	06/01/2021	TAXABLE MUNICIPAL BONDS	095167RW4	107,800.00
CIBC Trust	143287BK5 CARMEL IN PUB 1A 1.726% 1/5/21	01/15/2021	TAXABLE MUNICIPAL BONDS	143287BK5	135,000.00
CIBC Trust	199492CU1 COLUMBUS OH SER8 2.483% 12/1/23	12/01/2023	TAXABLE MUNICIPAL BONDS	199492CU1	387,488.00
CIBC Trust	20772JWZ1 CONNECTICUT TX SER 2.7% 9/1/22	09/01/2022	TAXABLE MUNICIPAL BONDS	20772JWZ1	1,002,860.00
CIBC Trust	272497PH5 GRAND RPDS MI SERB 2.52% 5/1/20	05/01/2020	TAXABLE MUNICIPAL BONDS	272497PH5	625,000.00
CIBC Trust	3128M9B92 FRDMC GLDPL#G06964 5.5% 11/1/38	11/01/2038	MBS:WHFIT MBS	3128M9B92	794,370.99
CIBC Trust	3129405F2 FREDMACGLDPL#J21621 5.5% 6/1/40	06/01/2040	MBS:WHFIT MBS	3129405F2	49,563.25
CIBC Trust	3136A72D3 FNMA 2012-M9 A2 2.482 4/25/22	04/25/2022	AGENCY DUS/CMBS	3136A72D3	1,207,543.84
CIBC Trust	3136AEGQ4 FNMA 2013M7 CLA2 2.28% 12/27/22	12/27/2022	AGENCY DUS/CMBS	3136AEGQ4	1,355,139.78
CIBC Trust	3136AEX69 FNMA 2013-M9 A2 2.389% 1/25/23	01/25/2023	AGENCY DUS/CMBS	3136AEX69	301,471.35
CIBC Trust	3136AJ7G5 FNMA 2014M6 A2 2.67851% 5/25/21	05/25/2021	AGENCY DUS/CMBS	3136AJ7G5	151,396.11
CIBC Trust	3136AMKZ1 FNMA 2015M1 CLA2 2.532% 9/25/24	06/25/2024	AGENCY DUS/CMBS	3136AMKZ1	1,777,921.88
CIBC Trust	3136AMST7 FNMA 2015M3A2 2.72296% 10/25/24	10/25/2024	AGENCY DUS/CMBS	3136AMST7	1,240,199.22
CIBC Trust	3136AQV80 FNMA 2016 MI A2 2.939% 1/25/26	01/25/2026	AGENCY DUS/CMBS	3136AQV80	486,269.53
CIBC Trust	3136ARTY4 FNMA 2016-M4CLA1 2.187% 3/25/26	03/25/2026	AGENCY DUS/CMBS	3136ARTY4	450,076.95

Lyons Township Trustees of Schools
Investment Portfolio
Asset Listing
December 31, 2018

Custody	Investment Description	Maturity Date	Investment Type	Cusip/ Description	Cost Basis *1
CIBC Trust	3136ATZ80 FNMA 2.08% 7/25/26	07/25/2026	AGENCY DUS/CMBS	3136ATZ80	933,556.69
CIBC Trust	3136AV7G8 FNMA 17 M7 CLA2 2.961% 2/25/27	02/25/2027	AGENCY DUS/CMBS	3136AV7G8	1,805,857.04
CIBC Trust	3136AXVB8 FNMA 2017M10 AV2 2.646% 7/25/24	07/25/2024	AGENCY DUS/CMBS	3136AXVB8	2,048,126.40
CIBC Trust	3136B0YM2 FNMA 2018-M2A2 2.99924% 1/25/28	01/25/2028	AGENCY DUS/CMBS	3136B0YM2	642,273.43
CIBC Trust	3137ARPY6 FHLMC SERK710CL2 1.883% 5/25/19	05/25/2019	AGENCY DUS/CMBS	3137ARPY6	267,537.53
CIBC Trust	3137ATRW4 FRED MAC MULTI 2.373% 5/25/22	05/25/2022	AGENCY DUS/CMBS	3137ATRW4	857,790.62
CIBC Trust	3137AVXN2 FHLMC MULTI 2.355% 7/25/22	07/25/2022	AGENCY DUS/CMBS	3137AVXN2	1,302,966.79
CIBC Trust	3137AWQG3 FHLMC MULTI KO23 1.583% 4/25/22	04/25/2022	AGENCY DUS/CMBS	3137AWQG3	985,438.63
CIBC Trust	3137B1U75 FHLMC MULTI FAM 2.522% 1/25/23	01/25/2023	AGENCY DUS/CMBS	3137B1U75	490,468.75
CIBC Trust	3137B3NA2 FHLMC MULTIFAMPSS 3.25% 4/25/23	04/25/2023	AGENCY DUS/CMBS	3137B3NA2	1,038,359.38
CIBC Trust	3137BGJZ3 FHLMC MULT K043 2.532% 10/25/23	10/25/2023	AGENCY DUS/CMBS	3137BGJZ3	325,779.08
CIBC Trust	3137BLMA3 FHLMC MULTI KS03 2.272% 6/25/22	06/25/2022	AGENCY DUS/CMBS	3137BLMA3	816,460.69
CIBC Trust	3137BLW95 FHLMC MT K050 A2 3.334% 8/25/25	08/25/2025	AGENCY DUS/CMBS	3137BLW95	599,635.20
CIBC Trust	3137BMTX4 FHLMC K062 A2 3.151% 1/25/25	11/25/2025	AGENCY DUS/CMBS	3137BMTX4	1,584,470.51
CIBC Trust	3137BQBY2 FHLMC MULTI K722 2.183% 5/25/22	05/25/2022	AGENCY DUS/CMBS	3137BQBY2	620,390.18
CIBC Trust	3137BRQH1 FHLMC K057 2.206% 6/25/25	06/25/2025	AGENCY DUS/CMBS	3137BRQH1	568,880.82

Lyons Township Trustees of Schools
Investment Portfolio
Asset Listing
December 31, 2018

Custody	Investment Description	Maturity Date	Investment Type	Cusip/ Description	Cost Basis *1
CIBC Trust	3137BS6Q1 FHLMC MULTI KJ08 2.356% 1/25/35	01/25/2035	AGENCY DUS/CMBS	3137BS6Q1	1,635,633.90
CIBC Trust	3137F4D41 FHLMC MULTI K074 A2 3.6% 1/25/28	01/25/2028	AGENCY DUS/CMBS	3137F4D41	222,406.25
CIBC Trust	3137FAWS3 FHLMC 2067 CL A2 3.194% 7/25/27	07/25/2027	AGENCY DUS/CMBS	3137FAWS3	694,468.67
CIBC Trust	3137FK4M5 FHLMC MULTI K085A2 4.06% 10/25/28	10/25/2028	AGENCY DUS/CMBS	3137FK4M5	563,638.35
CIBC Trust	31381VBS3 FANNIE MAE #471749 2.69% 7/1/22	07/01/2022	AGENCY DUS/CMBS	31381VBS3	236,642.72
CIBC Trust	3138AKW96 FNMA POOL#AI6071 5% 6/1/41	06/01/2041	MBS:WHFIT MBS	3138AKW96	1,660,963.72
CIBC Trust	3138EGDB7 FNMA POOL#AL0097 6% 7/1/40	07/01/2040	MBS:WHFIT MBS	3138EGDB7	501,853.98
CIBC Trust	3138EKEY7 FNMA POOL#AL2850 4% 9/1/26	09/01/2026	MBS:WHFIT MBS	3138EKEY7	2,694,516.87
CIBC Trust	3138EKEZ4 FNMA POOL#AL2851 4% 8/1/26	08/01/2026	MBS:WHFIT MBS	3138EKEZ4	938,756.32
CIBC Trust	3138EKYU3 FNMA POOL#AL3422 5% 1/1/25	01/01/2025	MBS:WHFIT MBS	3138EKYU3	486,636.97
CIBC Trust	3138ELFR9 FNMA POOL#AL3775 5% 1/1/39	01/01/2039	MBS:WHFIT MBS	3138ELFR9	409,318.14
CIBC Trust	3138L06C0 FNMA PL#AM0866 2.2% 12/1/22	12/01/2022	AGENCY DUS/CMBS	3138L06C0	228,225.63
CIBC Trust	3138L0LC3 FNMA PL#AM0322 2.44% 8/1/22	08/01/2022	AGENCY DUS/CMBS	3138L0LC3	261,294.56
CIBC Trust	3138L14D8 FNMA PL#AM1719 1.47% 12/1/19	12/01/2019	AGENCY DUS/CMBS	3138L14D8	1,280,334.96
CIBC Trust	3138L1DX4 FNMA PL AM1017 2.15% 10/1/22	10/01/2022	AGENCY DUS/CMBS	3138L1DX4	586,769.59
CIBC Trust	3138L2GK7 FNMA PL#AM2001 1.58% 1/1/20	01/01/2020	AGENCY DUS/CMBS	3138L2GK7	1,717,419.85

Lyons Township Trustees of Schools
Investment Portfolio
Asset Listing
December 31, 2018

Custody	Investment Description	Maturity Date	Investment Type	Cusip/ Description	Cost Basis *1
CIBC Trust	3138L2SJ7 FNMA PL#AM2320 1.68% 1/1/20	01/01/2020	AGENCY DUS/CMBS	3138L2SJ7	453,764.39
CIBC Trust	3138L33G8 FNMA PL#AM3498 2.01% 6/1/20	06/01/2020	AGENCY DUS/CMBS	3138L33G8	176,148.44
CIBC Trust	3138L3G41 FNMA PL#AM2918 2.51% 4/1/23	04/01/2023	AGENCY DUS/CMBS	3138L3G41	881,893.57
CIBC Trust	3138L3JQ9 FNMA PL#AM2970 2.42% 5/1/23	04/01/2023	AGENCY DUS/CMBS	3138L3JQ9	532,595.49
CIBC Trust	3138L3W84 FNMA #AM3370 1.735% 5/1/20	05/01/2020	AGENCY DUS/CMBS	3138L3W84	857,857.16
CIBC Trust	3138L3YR0 FNMA PL#AM3419 2.42% 5/1/23	05/01/2023	AGENCY DUS/CMBS	3138L3YR0	885,090.54
CIBC Trust	3138L3ZD0 FNMA PL#AM3439 2.54% 5/1/23	05/01/2023	AGENCY DUS/CMBS	3138L3ZD0	487,675.33
CIBC Trust	3138L87C2 FNMA PL#AM8090 2.48% 2/1/25	02/01/2025	AGENCY DUS/CMBS	3138L87C2	1,015,721.54
CIBC Trust	3138L9HU9 FNMA PL# AM8342 2.36% 4/1/22	04/01/2022	AGENCY DUS/CMBS	3138L9HU9	519,179.69
CIBC Trust	3138L9JE3 FNMA #AM8360 2.165% 5/1/22	05/01/2022	AGENCY DUS/CMBS	3138L9JE3	169,820.32
CIBC Trust	3138LCCK9 FNMA #AN0073 2.29% 11/1/22	11/01/2022	AGENCY DUS/CMBS	3138LCCK9	420,237.36
CIBC Trust	3138LD5G4 FNMA #AN1746 2.15% 9/1/23	09/01/2023	AGENCY DUS/CMBS	3138LD5G4	2,057,273.44
CIBC Trust	3138LDPP2 FNMA #AN1329 2.42% 4/1/23	04/01/2023	AGENCY DUS/CMBS	3138LDPP2	602,605.36
CIBC Trust	3138LGP67 FNMA PL#AN4044 2.12% 12/1/20	12/01/2020	AGENCY DUS/CMBS	3138LGP67	490,085.43
CIBC Trust	3138LGWU6 FNMA #AN4258 2.65% 1/1/23	01/01/2023	AGENCY DUS/CMBS	3138LGWU6	374,358.05
CIBC Trust	31402YEX8 FNMA POOL#741850 5.5% 9/1/33	09/01/2033	MBS:WHFIT MBS	31402YEX8	290,986.43

Lyons Township Trustees of Schools
Investment Portfolio
Asset Listing
December 31, 2018

Custody	Investment Description	Maturity Date	Investment Type	Cusip/ Description	Cost Basis *1
CIBC Trust	31417TLC0 FNMA POOL#AC6622 5.5% 11/1/39	11/01/2039	MBS:WHFIT MBS	31417TLC0	3,850,500.93
CIBC Trust	31417VZ22 FNMA POOL #AC8860 4.5% 12/1/24	12/01/2024	MBS:WHFIT MBS	31417VZ22	1,800,986.01
CIBC Trust	31418WCA6 FNMA POOL#AD8164 4% 8/1/25	08/01/2025	MBS:WHFIT MBS	31418WCA6	207,011.97
CIBC Trust	38141W273 GOLDMAN SACHS FIN SQ GOVT-FS	N/A	MONEY MARKET	38141W273	1,625,921.97
CIBC Trust	38378KRM3 GNMA AB2013-78 1.62443% 7/16/39	07/16/2039	AGENCY DUS/CMBS	38378KRM3	445,953.31
CIBC Trust	38378KYD5 GNMA SER2013-107 CLA 2% 5/16/40	05/16/2040	AGENCY DUS/CMBS	38378KYD5	452,962.51
CIBC Trust	38378ND91 GNMA SER2014-33 AB 2.1% 8/16/39	08/16/2039	AGENCY DUS/CMBS	38378ND91	231,592.46
CIBC Trust	38379KBZ0 GNMASER2015-23 1.9999% 11/16/40	11/16/2040	AGENCY DUS/CMBS	38379KBZ0	381,765.19
CIBC Trust	38379KZY7 GNMA 2015-114 CL A 2.1% 6/15/55	06/15/2055	AGENCY DUS/CMBS	38379KZY7	1,460,744.01
CIBC Trust	38379RAA1 GNMA 2015-183 2.3% 3/16/2056	03/16/2056	AGENCY DUS/CMBS	38379RAA1	704,255.93
CIBC Trust	462467PS4 IOWA ST SER C2 2.185% 7/7/19	07/01/2019	TAXABLE MUNICIPAL BONDS	462467PS4	448,782.50
CIBC Trust	523559BR2 LEE CNTY GA UTILITY B 2% 8/1/19	08/01/2019	TAXABLE MUNICIPAL BONDS	523559BR2	169,858.90
CIBC Trust	57419RB79 MD ST CMYTY DEV A 1.945% 3/1/21	03/01/2021	TAXABLE MUNICIPAL BONDS	57419RB79	250,000.00
CIBC Trust	59465MU94 MI ST HSG DEV B 2.096% 4/1/21	04/01/2021	TAXABLE MUNICIPAL BONDS	59465MU94	300,000.00
CIBC Trust	6041293M6 MINN ST VAR SER D 2.43% 8/1/22	08/01/2022	TAXABLE MUNICIPAL BONDS	6041293M6	358,086.90
CIBC Trust	60416SPS3 MN ST HSG FIN AGY 2.45% 1/1/22	01/01/2021	TAXABLE MUNICIPAL BONDS	60416SPS3	70,000.00

Lyons Township Trustees of Schools
Investment Portfolio
Asset Listing
December 31, 2018

Custody	Investment Description	Maturity Date	Investment Type	Cusip/ Description	Cost Basis *1
CIBC Trust	64469DXY2 NH ST HSG FIN TX 2.636% 7/1/21	07/01/2021	TAXABLE MUNICIPAL BONDS	64469DXY2	174,768.29
CIBC Trust	64971WFJ4 NY CITY TRANS FIN 2.85% 8/1/22	08/01/2022	TAXABLE MUNICIPAL BONDS	64971WFJ4	1,002,500.00
CIBC Trust	658207RF4 NC ST HSG SER 36 1.944% 7/1/19	07/01/2019	TAXABLE MUNICIPAL BONDS	658207RF4	349,709.00
CIBC Trust	686356PP5 ORLAND PARK IL 2.3% 12/1/22	12/01/2022	TAXABLE MUNICIPAL BONDS	686356PP5	547,200.00
CIBC Trust	689225TM2 OTTAWACTY MI PENS 2.85% 11/1/22	11/01/2022	TAXABLE MUNICIPAL BONDS	689225TM2	140,000.00
CIBC Trust	751622JP7 RAMSEY CTY MN CAP IMP 3% 2/1/24	02/01/2024	TAXABLE MUNICIPAL BONDS	751622JP7	441,460.80
CIBC Trust	751622JQ5 RAMSEY CTY MN CAP IMP 3% 2/1/25	02/01/2025	TAXABLE MUNICIPAL BONDS	751622JQ5	450,955.05
CIBC Trust	763227PK5 RICHARDSON TX CTFS 1.7% 2/15/19	02/15/2019	TAXABLE MUNICIPAL BONDS	763227PK5	90,000.00
CIBC Trust	771639SY8 ROCHESTER NH B 2% 3/1/20	03/01/2020	TAXABLE MUNICIPAL BONDS	771639SY8	335,418.75
CIBC Trust	79467BAT2 SALES TX SECURIT C 2.754% 1/1/23	01/01/2023	TAXABLE MUNICIPAL BONDS	79467BAT2	402,144.40
CIBC Trust	795574UP5 SALT LAKE CTY UT 1.171% 6/15/19	06/15/2019	TAXABLE MUNICIPAL BONDS	795574UP5	100,000.00
CIBC Trust	800732JN0 SANGAMON CNTY IL D5 1.9% 1/1/20	01/01/2020	TAXABLE MUNICIPAL BONDS	800732JN0	137,900.00
CIBC Trust	83756CJX4 SD HSG DEV 1.897% 5/1/19	05/01/2019	TAXABLE MUNICIPAL BONDS	83756CJX4	75,000.00
CIBC Trust	8827233J6 TX ST FIN AST C-2 1.305% 8/1/20	08/01/2020	TAXABLE MUNICIPAL BONDS	8827233J6	200,000.00
CIBC Trust	8827233L1 TX ST WTR FIN C-2 1.737% 8/1/22	08/01/2022	TAXABLE MUNICIPAL BONDS	8827233L1	250,000.00
CIBC Trust	882806EM0 TX ST TECH 17TH 2.104% 2/15/20	02/15/2020	TAXABLE MUNICIPAL BONDS	882806EM0	450,000.00

Lyons Township Trustees of Schools
Investment Portfolio
Asset Listing
December 31, 2018

Custody	Investment Description	Maturity Date	Investment Type	Cusip/ Description	Cost Basis *1
CIBC Trust	91412GSB2 UN OF CA SER AH 1.796% 7/1/19	07/01/2019	TAXABLE MUNICIPAL BONDS	91412GSB2	341,674.00
CIBC Trust	914331LH4 U OF IL SERB 2.652% 2/15/19	02/15/2019	TAXABLE MUNICIPAL BONDS	914331LH4	175,000.00
CIBC Trust	939307HG2 WASH.MULTI.YAM 2.295% 6/30/19	06/30/2019	TAXABLE MUNICIPAL BONDS	939307HG2	500,000.00
CIBC Trust	942221GC0 WATERTOWN WI SCH D 2.5% 4/1/22	04/01/2022	TAXABLE MUNICIPAL BONDS	942221GC0	234,412.50
CIBC Trust	963270FW8 WHEELING WV WTR B 2.3% 6/1/19	06/01/2019	TAXABLE MUNICIPAL BONDS	963270FW8	406,620.00
CIBC Trust	977100CY0 WI ST GEN FD A 1.899% 5/1/22	05/01/2022	TAXABLE MUNICIPAL BONDS	977100CY0	414,711.10
Community Bank Oak Park River Forest CDAR	CDARS CD Banterra Bank 2.0% 6/29/19	06/29/2019	LOCAL CD	CDARS CD BANTERRA BANK	243,482.08
Community Bank Oak Park River Forest CDAR	CDARS CD Bof Federal Bank 2.0% 6/29/19	06/29/2019	LOCAL CD	CDARS CD Bof Federal Bank	243,482.08
Community Bank Oak Park River Forest CDAR	CDARS CD BOKF NATL ASSOC 2.0% 6/29/19	06/29/2019	LOCAL CD	CDARS CD BOKF NATL ASSOC	243,482.08
Community Bank Oak Park River Forest CDAR	CDARS CD EagleBank 2.0% 6/29/19	06/29/2019	LOCAL CD	CDARS CD EagleBank	96,972.41
Community Bank Oak Park River Forest CDAR	CDARS CD InterBank 2.0% 6/29/19	06/29/2019	LOCAL CD	CDARS CD InterBank	243,482.08
Community Bank Oak Park River Forest CDAR	CDARS CD Pacific Western BK 2.0% 6/29/19	06/29/2019	LOCAL CD	CDARS CD Pacific Western BK	243,482.08
Community Bank Oak Park River Forest CDAR	CDARS CD Renasant Bank 2.0% 6/29/19	06/29/2019	LOCAL CD	CDARS CD Renasant Bank	243,482.08
Community Bank Oak Park River Forest CDAR	CDARS CD Republic Bank of AZ 2.0% 6/29/19	06/29/2019	LOCAL CD	CDARS CD Republic Bank of AZ	37,857.46
Community Bank Oak Park River Forest CDAR	CDARS CD Southern States BK 2.0% 6/29/19	06/29/2019	LOCAL CD	CDARS CD Southern States BK	199,071.06
Community Bank Oak Park River Forest CDAR	CDARS CD SouthPoint BK 2.0% 6/29/19	06/29/2019	LOCAL CD	CDARS CD SouthPoint BK	243,482.08

Lyons Township Trustees of Schools
Investment Portfolio
Asset Listing
December 31, 2018

Custody	Investment Description	Maturity Date	Investment Type	Cusip/ Description	Cost Basis *1
Community Bank Oak Park River Forest CDAR	CDARS CD State BK & Trust Co 2.0% 6/29/19	06/29/2019	LOCAL CD	CDARS CD State BK & Trust Co	243,482.08
Community Bank Oak Park River Forest CDAR	CDARS CD TriState Capital BK 2.0% 6/29/19	06/29/2019	LOCAL CD	CDARS CD TriState Capital BK	508.03
Community Bank Oak Park River Forest CDAR	CDARS CD Valley National BK 2.0% 6/29/19	06/29/2019	LOCAL CD	CDARS CD Valley National BK	243,482.08
LTTO	First Midwest Money Market xx403 Var%	N/A	MONEY MARKET	1st Midwest Money Market	1,248,214.38
ISDLAF+ SUMMARY	ISDLAF+ SDA BANK OF THE OZARKS 2.250%	N/A	MONEY MARKET	ISDLAF+ SDA BANK OF THE OZARKS	795.68
ISDLAF+ SUMMARY	ISDLAF+ SDA CITIBANK 2.250%	N/A	MONEY MARKET	ISDLAF+ CITIBANK	14.28
					187,553,509.51

*1

Cost basis is the amount at which the asset is purchased less any funds received or adjusted

Vision 96 Contract Renewal


Township Trustees of Schools

TOWNSHIP 38 NORTH, RANGE 12 EAST

www.lyonstto.net

BOARD OF SCHOOL TRUSTEES
Michael S. Thiessen, President
Michael Dickman, Trustee
Caroline P. Golden, Trustee

22 Calendar Ave. STE D
LaGrange, IL 60525
Phone 708-352-4480
Fax 708-352-4417

DATE: January 31, 2019
TO: Board of School Trustees
FROM: Kenneth T. Getty, MBA, CSBO 
SUBJECT: Vision96 Contract Renewal

The current information technology service contract with Vision96 expires on February 28, 2019. Director of Finance and Operations, Patty Favela and I met with our account representative, Director of Technology Services, and President of Vision96 to negotiate the terms of our contract renewal on January 17, 2019. It was a productive meeting that resulted in no price increases for the LTTO in the proposed contract renewal.

It is my recommendation that the LTTO renew the Vision96 contract for an additional year, beginning on March 1, 2019 and ending February 28, 2020.

Semi-annual review of the minutes
of meetings lawfully closed under
the Open Meetings Act

Attorney Engagement Letter

West 40

Closed Session

Motion to suspend the Special Board Meeting for the purpose of entering Closed Session.

- ***Illinois Open Meetings Act, (5 ILCS 120/2 (c)(11)***, “Litigation, when an action against, affecting or on behalf of the particular public body has been filed and is pending before a court or administrative tribunal, or when the public body finds that an action is probable or imminent, in which case the basis for the finding shall be recorded and entered into the minutes of the closed meeting.”
- ***Illinois Open Meetings Act, (5 ILCS 120/2 (c)(1)***, “Discussion on the appointment, employment, compensation, discipline, performance or dismissal specific employees of public body.”

Motion to reconvene the
Special Meeting
of the
Board of Trustees

Time: _____

Action as a result of Closed Session

Adjournment